

THRIVENT VARIABLE UNIVERSAL LIFE INSURANCE

Issued by Aid Association for Lutherans between 1998 and 2003 and
by Thrivent Financial between 2003 and 2004.

Prospectuses

April 30, 2020

Thrivent Variable Life Account I

Thrivent Series Fund, Inc.

Thrivent Series Fund, Inc.

**Supplement to Prospectus and
Thrivent Partner Growth Stock Portfolio Summary Prospectus
each dated April 30, 2020**

The Board of Directors of Thrivent Series Fund, Inc. has approved the merger of Thrivent Partner Growth Stock Portfolio (the “Target Portfolio”) into Thrivent Large Cap Growth Portfolio. The merger is subject to approval by contractholders of the Target Portfolio at a special meeting of contractholders to be held on or about August 24, 2020. The merger, if approved by contractholders, will occur on or about August 31, 2020. The Target Portfolio and its corresponding subaccount will be closed as new investment selections at the end of the day on July 17, 2020. If you already invest in a subaccount corresponding to the Target Portfolio, you can continue to invest in the subaccount until the merger has been completed.

The date of this Supplement is June 24, 2020.

Please include this Supplement with your Prospectus.

36049

**THRIVENT VARIABLE LIFE ACCOUNT I
THRIVENT VARIABLE INSURANCE ACCOUNT A
THRIVENT VARIABLE INSURANCE ACCOUNT B
THRIVENT VARIABLE ANNUITY ACCOUNT I
THRIVENT VARIABLE ANNUITY ACCOUNT II
THRIVENT VARIABLE ANNUITY ACCOUNT A
THRIVENT VARIABLE ANNUITY ACCOUNT B
THRIVENT VARIABLE ANNUITY ACCOUNT C**

**Supplement to the Prospectus
dated April 30, 2020
with respect to
Thrivent Partner Growth Stock Portfolio**

The Board of Directors of Thrivent Series Fund, Inc. has approved the merger of Thrivent Partner Growth Stock Portfolio (the “Target Portfolio”) into Thrivent Large Cap Growth Portfolio. The merger is subject to approval by contractholders of the Target Portfolio at a special meeting of contractholders to be held on or about August 24, 2020. The merger, if approved by contractholders, will occur on or about August 31, 2020. The Target Portfolio and its corresponding subaccount will be closed as new investment selections at the end of the day on July 17, 2020. If you already invest in a subaccount corresponding to the Target Portfolio, you can continue to invest in the subaccount until the merger has been completed.

The date of this Supplement is June 24, 2020.

Thrivent Series Fund, Inc.

**Supplement to
Prospectus and Thrivent Partner Healthcare Portfolio Summary Prospectus,
each dated April 30, 2020**

1. Xiang Liu, PhD and Jeff Lee joined Erin Xie, PhD as portfolio co-managers of Thrivent Partner Healthcare Portfolio in June 2020. The following replaces similar information for Thrivent Partner Healthcare Portfolio found in the “Summary Section” under the heading “Portfolio Manager(s)” and in the “Management of the Portfolios” section under the heading “Portfolio Management”:

Erin Xie, PhD, Xiang Liu, PhD, and Jeff Lee are jointly and primarily responsible for the day-to-day management of the Portfolio. Dr. Xie, Managing Director of BlackRock, Inc. (“BlackRock”), has served as a portfolio manager of the Portfolio since September 2017. Dr. Xie has been a Managing Director of BlackRock since 2006 and joined BlackRock as a Director in 2005. Prior to joining BlackRock, Dr. Xie was a Senior Vice President of State Street Research & Management from 2001 to 2005. Dr. Liu, Director of BlackRock, has served as a portfolio manager of the Portfolio since June 2020. Dr. Liu has been a Director of Black Rock since 2016 and joined BlackRock in 2008 as a Vice President in 2005. Mr. Lee, Vice President of BlackRock, has served as a portfolio manager of the Portfolio since June 2020. Mr. Lee has been a Vice President of BlackRock since joining BlackRock in 2011. Prior to joining BlackRock, Mr. Lee was an analyst of Duquesne Capital Management from 2008 to 2010.

2. Thrivent Partner Healthcare Portfolio currently is considered to be diversified within the meaning of the 1940 Act.

Accordingly, the third sentence under “Principal Strategies” for Thrivent Partner Healthcare Portfolio in the “Summary Section” is deleted and replaced with the following: “The Portfolio invests primarily in equity securities of both U.S. and non-U.S. companies (including American Depositary Receipts and issuers in emerging markets).”

Non-Diversified Risk is deleted from the “Principal Risks” for Thrivent Partner Healthcare Portfolio in the “Summary Section.”

The date of this Supplement is July 24, 2020.

Please include this Supplement with your Prospectus or Summary Prospectus.

Thrivent Series Fund, Inc.

**Supplement to the
Prospectuses, Summary Prospectuses and Statement of Additional Information,
each dated April 30, 2020**

**Thrivent Aggressive Allocation Portfolio
Thrivent Moderate Allocation Portfolio
Thrivent Moderately Aggressive Allocation Portfolio
Thrivent Moderately Conservative Allocation Portfolio
Thrivent Balanced Income Plus Portfolio
Thrivent Diversified Income Plus Portfolio
Thrivent Global Stock Portfolio
Thrivent International Allocation Portfolio
(the “Portfolios”)**

Thrivent and the Portfolios are deeply saddened to share that Darren M. Bagwell, a portfolio co-manager of the Portfolios, recently passed away. Thrivent and the Portfolios’ Directors mourn his passing and extend our deepest condolences to his loved ones.

All references to Mr. Bagwell are hereby deleted from the Prospectus, Summary Prospectus and Statement of Additional Information for each Portfolio. No other changes to the current portfolio management teams are anticipated at this time.

The date of this Supplement is August 4, 2020.

Please include this Supplement with your Prospectus, Summary Prospectus and Statement of Additional Information.

Thrivent Series Fund, Inc.

**Supplement to Prospectus and
Thrivent Partner Growth Stock Portfolio Summary Prospectus
each dated April 30, 2020**

Contractholders of Thrivent Partner Growth Stock Portfolio (the “Target Portfolio”) recently approved the merger of the Target Portfolio into Thrivent Large Cap Growth Portfolio (the “Acquiring Portfolio”). The merger will occur on or about August 31, 2020. In connection with the merger, each investment in the Target Portfolio will automatically be transferred into the Acquiring Portfolio and the Target Portfolio will dissolve. Following the closing of the merger, all references to the Target Portfolio will be deleted from the prospectus.

The date of this Supplement is August 24, 2020.

Please include this Supplement with your Prospectus or Summary Prospectus.

36132

**THRIVENT VARIABLE LIFE ACCOUNT I
THRIVENT VARIABLE INSURANCE ACCOUNT A
THRIVENT VARIABLE INSURANCE ACCOUNT B
THRIVENT VARIABLE ANNUITY ACCOUNT I
THRIVENT VARIABLE ANNUITY ACCOUNT II
THRIVENT VARIABLE ANNUITY ACCOUNT A
THRIVENT VARIABLE ANNUITY ACCOUNT B
THRIVENT VARIABLE ANNUITY ACCOUNT C**

**Supplement to Prospectus
each dated April 30, 2020
with respect to
Thrivent Partner Growth Stock Portfolio**

Contractholders of Thrivent Partner Growth Stock Portfolio (the “Target Portfolio”) recently approved the merger of the Target Portfolio into Thrivent Large Cap Growth Portfolio (the “Acquiring Portfolio”). The merger will occur on or about August 31, 2020. In connection with the merger, each investment in the Target Portfolio will automatically be transferred into the Acquiring Portfolio and the Target Portfolio will dissolve. Following the closing of the merger, all references to the Target Portfolio will be deleted from the prospectus.

The date of this Supplement is August 24, 2020.

Please include this Supplement with your Prospectus.

Supplement dated January 4, 2021

to the Thrivent Series Fund, Inc. Prospectus, Summary Prospectuses, and Statement of Additional Information, each dated April 30, 2020, for the following Portfolios:

Thrivent Mid Cap Growth Portfolio

Thrivent Partner Emerging Markets Equity Portfolio

Thrivent Mid Cap Growth Portfolio

Effective January 1, 2021, Siddharth Sinha, CFA was named as a portfolio manager of Thrivent Mid Cap Growth Portfolio. David J. Lettenberger, CFA remains a portfolio manager for the Portfolio. Mr. Sinha has been a portfolio manager at Thrivent Financial since August 2015, when he joined the firm.

Thrivent Partner Emerging Markets Equity Portfolio

Effective December 31, 2020, Mark Gordon-James no longer serves as a portfolio manager of Thrivent Partner Emerging Markets Equity Portfolio. All references to Mr. Gordon-James are hereby deleted from the Prospectus, Summary Prospectus and Statement of Additional Information for the Portfolio.

Please include this Supplement with your Prospectus, Summary Prospectus, or Statement of Additional Information.

TABLE OF CONTENTS

Product Prospectus

Flexible Premium Variable Universal Life Insurance	1
---	----------

Summary Prospectuses

Thrivent Aggressive Allocation Portfolio	TSF-1
Thrivent All Cap Portfolio	TSF-7
Thrivent Balanced Income Plus Portfolio	TSF-11
Thrivent Diversified Income Plus Portfolio	TSF-18
Thrivent ESG Index Portfolio	TSF-25
Thrivent Global Stock Portfolio	TSF-29
Thrivent Government Bond Portfolio	TSF-34
Thrivent High Yield Portfolio	TSF-39
Thrivent Income Portfolio	TSF-44
Thrivent International Allocation Portfolio	TSF-49
Thrivent International Index Portfolio	TSF-54
Thrivent Large Cap Growth Portfolio	TSF-58
Thrivent Large Cap Index Portfolio	TSF-62
Thrivent Large Cap Value Portfolio	TSF-66
Thrivent Limited Maturity Bond Portfolio	TSF-70
Thrivent Low Volatility Equity Portfolio	TSF-75
Thrivent Mid Cap Growth Portfolio	TSF-80
Thrivent Mid Cap Index Portfolio	TSF-84
Thrivent Mid Cap Stock Portfolio	TSF-88
Thrivent Mid Cap Value Portfolio	TSF-92
Thrivent Moderate Allocation Portfolio	TSF-96
Thrivent Moderately Aggressive Allocation Portfolio	TSF-102
Thrivent Moderately Conservative Allocation Portfolio	TSF-108
Thrivent Money Market Portfolio	TSF-115
Thrivent Multidimensional Income Portfolio	TSF-119
Thrivent Opportunity Income Plus Portfolio	TSF-126
Thrivent Partner Emerging Markets Equity Portfolio	TSF-132
Thrivent Partner Growth Stock Portfolio	TSF-137
Thrivent Partner Healthcare Portfolio	TSF-142
Thrivent Real Estate Securities Portfolio	TSF-147
Thrivent Small Cap Growth Portfolio	TSF-151
Thrivent Small Cap Index Portfolio	TSF-155
Thrivent Small Cap Stock Portfolio	TSF-159

[THIS PAGE INTENTIONALLY LEFT BLANK]

THRIVENT VARIABLE LIFE ACCOUNT I PROSPECTUS FOR FLEXIBLE PREMIUM VARIABLE UNIVERSAL LIFE INSURANCE ISSUED BY THRIVENT FINANCIAL FOR LUTHERANS

Service Center:

4321 North Ballard Road
Appleton, WI 54919-0001
Telephone: (800) 847-4836
E-mail: mail@thrivent.com

Corporate Office:

625 Fourth Avenue South
Minneapolis, MN 55415-1665
Telephone: (800) 847-4836
E-mail: mail@thrivent.com

This prospectus describes a flexible premium individual variable universal life insurance contract (the "Contract") previously offered by Thrivent Financial for Lutherans ("Thrivent", "we", "us" or "our"). Even though we no longer issue new Contracts on this form as described in this prospectus, the Contract Owner ("you") may continue to allocate Net Premiums among investment alternatives with different investment objectives and make changes including increases in coverage pursuant to the terms of the Contract.

We allocate premiums based on your designation to one or more Subaccounts of Thrivent Variable Life Account I (the "Variable Account") or the Fixed Account. The assets of each Subaccount will be invested solely in a corresponding Portfolio of Thrivent Series Fund, Inc. ("Fund"), which is an open-end management investment company (commonly known as a "mutual fund"). We provide the overall investment management for each Portfolio of the Fund, although some of the Portfolios are managed by an investment subadviser. **Summary prospectuses for the Fund are attached to this prospectus and describe the investment objectives and attendant risks of the following Portfolios of the Fund:**

Thrivent Aggressive Allocation Portfolio	Thrivent Mid Cap Stock Portfolio
Thrivent All Cap Portfolio	Thrivent Mid Cap Value Portfolio
Thrivent Balanced Income Plus Portfolio	Thrivent Moderate Allocation Portfolio
Thrivent Diversified Income Plus Portfolio	Thrivent Moderately Aggressive Allocation Portfolio
Thrivent ESG Index Portfolio	Thrivent Moderately Conservative Allocation Portfolio
Thrivent Global Stock Portfolio	Thrivent Money Market Portfolio
Thrivent Government Bond Portfolio	Thrivent Multidimensional Income Portfolio
Thrivent High Yield Portfolio	Thrivent Opportunity Income Plus Portfolio
Thrivent Income Portfolio	Thrivent Partner Emerging Markets Equity Portfolio
Thrivent International Allocation Portfolio	<i>(subadvised by Aberdeen Asset Managers Limited)</i>
<i>(subadvised by Goldman Sachs Asset Management, L.P.)</i>	Thrivent Partner Growth Stock Portfolio
Thrivent International Index Portfolio	<i>(subadvised by T. Rowe Price Associates, Inc.)</i>
Thrivent Large Cap Growth Portfolio	Thrivent Partner Healthcare Portfolio
Thrivent Large Cap Index Portfolio	<i>(subadvised by BlackRock Investment Management, LLC)</i>
Thrivent Large Cap Value Portfolio	Thrivent Real Estate Securities Portfolio
Thrivent Limited Maturity Bond Portfolio	Thrivent Small Cap Growth Portfolio
Thrivent Low Volatility Equity Portfolio	Thrivent Small Cap Index Portfolio
Thrivent Mid Cap Growth Portfolio	Thrivent Small Cap Stock Portfolio
Thrivent Mid Cap Index Portfolio	

An investment in the Contract is not a deposit of a bank or financial institution and is not insured or guaranteed by the Federal Deposit Insurance Corporation or any other government agency. An investment in the Contract involves investment risk including the possible loss of principal, tax risks, and Contract lapse.

The Securities and Exchange Commission has not approved or disapproved these securities or determined if this prospectus is truthful or complete. Any representation to the contrary is a criminal offense.

This prospectus sets forth concisely the information about the Contract that a prospective investor ought to know before investing, and should be read and kept for future reference. We have not authorized anyone to provide you with information that is different.

Beginning on Jan. 1, 2021, as permitted by regulations adopted by the U.S. Securities and Exchange Commission, paper copies of the shareholder reports for portfolios available under your Contract will no longer be sent by mail, unless you specifically request paper copies of the reports from Thrivent or from your financial professional. Instead, the reports will be made available on a website, and you will be notified by mail each time a report is posted and provided with a website link to access the report.

If you already elected to receive reports electronically, you will not be affected by this change and need not take any action. You may elect to receive shareholder reports and other communications from Thrivent electronically by calling our Service Center or by signing up for electronic delivery on our website at thrivent.com/gopaperless.

You may elect to receive all future reports in paper free of charge. You can inform Thrivent that you wish to continue receiving paper copies of your shareholder reports by calling our Service Center at (800) 847-4836. Your election to receive reports in paper will apply to all portfolio companies available under your Contract.

The date of this prospectus is April 30, 2020.

TABLE OF CONTENTS

Contract Benefits/Risks Summary	5
Contract Benefits	5
The Contract	6
Contract Risks	7
Portfolio Risks	8
Fee Tables	10
Thrivent and the Fixed Account	16
Thrivent	16
Maintenance of Solvency	16
The Variable Account and the Portfolios	16
Variable Account	17
Variable Investment Options and the Subaccounts	17
Investment Management	22
Addition, Deletion, Combination, or Substitution of Investments	22
Voting Privileges	23
The Contract	23
Adult and Juvenile Contracts	23
Replacement of Existing Insurance	24
Term Conversion	24
Misstatement of Age or Sex Provision	24
Suicide Exclusion Provision	24
Ownership Rights	24
Modifying the Contract	25
Termination and Maturity	25
State Variations	25
Premiums	25
Flexible Premiums	25
Net Premiums & Premium Allocation	25
Premium in Default and Grace Period	26
Limits	26
Electronic Payment Program	27
Contract Values	28
Cash Value	28
Net Investment Factor	29
Surrender Value	29
Death Benefits	29
Level Death Benefit Option	29
Variable Death Benefit Option	30
Changing Your Death Benefit Option	30
Changing Your Specified Amount	30
Death Claims	31
Payment of Benefits	32
Settlement Options	32
Death Benefit Guarantee	33
Partial Withdrawals and Surrenders	35
Verification of Identity	35
Partial Withdrawals	35
Surrender	36
Postponement of Payments	36

Transfers	37
Frequent Trading Policies	37
Telephone and Online Transactions	38
Loans	38
Contract Lapse and Reinstatement	39
Charges and Deductions	40
Transaction Fees	40
Monthly Deductions from Cash Value	41
Portfolio Company Charges	43
Variation or Reduction of Charges	43
Federal Tax Matters	43
General	43
Estate, Gift and Generation-Skipping Transfer Tax Considerations	43
Tax Status of the Variable Account	44
Taxation of the Contract—In General	44
Taxation of Contracts that Are Not MECs	45
Taxation of Contracts that Are MECs	46
Contracts Not Owned by Individuals	47
Section 1035 Exchanges	47
Accelerated Death Benefits	47
Actions to Ensure Compliance with the Tax Law	48
Other Considerations	48
Federal Income Tax Withholding	48
Nonresident Aliens and Other Foreign Persons	48
FATCA Withholding	49
Supplemental Benefits And Riders	49
Accelerated Death Benefit for Terminal Illness Rider	49
Accidental Death Benefit	49
Disability Waiver	49
Applicant Waiver	49
Guaranteed Purchase Option	49
Distribution of the Contracts	50
Legal Proceedings	51
Financial Statements	51
How to Contact Us	52
Definitions	53
Obtaining Additional Information	55

CONTRACT BENEFITS/RISKS SUMMARY

This summary describes the Contract's important benefits and risks. The sections in the prospectus following this summary discuss the Contract's benefits and other provisions in more detail. For your convenience, we have provided *Definitions* at the end of this prospectus that define certain words and phrases used in this prospectus.

Contract Benefits

The Contract is a flexible premium individual variable universal life insurance contract. The Contract is built around its Cash Value. Cash Value changes every business day based upon the investment experience of the Portfolios underlying the Subaccounts or the amount of interest credited to the Fixed Account. Premiums increase Cash Value. Charges and cash you withdraw from the Contract decrease Cash Value. Your choice of the timing and amount of premiums you pay, investment options, and your use of partial withdrawal and loan privileges will influence the Contract's performance. The choices you make will directly impact how long the Contract remains in effect, its tax status and the amount of cash available for use.

Death Benefit

As long as the Contract remains in force and the Death Benefit is payable, we will pay the Death Benefit to the Beneficiary upon receipt at our Service Center of all forms, requirements and due proof of the Insured's death. At the time of purchase, you must choose between two Death Benefit Options: the Level Death Benefit Option and the Variable Death Benefit Option. We will reduce the amount of any Death Benefit payable by the amounts of any loans, unpaid loan interest and withdrawals.

Level Death Benefit Option. Under this option, the Death Benefit is the greater of the Specified Amount or the death benefit factor multiplied by Cash Value. The death benefit factor depends on the Insured's age at the date of death. The Death Benefit for this option generally remains level.

Variable Death Benefit Option. Under this option, the Death Benefit is the greater of the Specified Amount plus Cash Value, or the death benefit factor (which

depends on the Insured's age at the date of death) multiplied by Cash Value. The Death Benefit will vary over time.

Death Benefit Guarantee

A Death Benefit Guarantee is available until the Insured reaches age 65 or 10 years from the Contract Issue Date, whichever is later, provided that you make timely payment of the required minimum premium amounts. If the Death Benefit Guarantee is in effect, your Contract will remain in force, even if the Cash Value is insufficient to pay the current monthly deductions.

Access to Cash Value

Transfers. You may transfer Cash Value among the Subaccounts and the Fixed Account. You will not be charged for the first 12 transfers in a Contract Year. We will charge \$25 for each additional transfer during a Contract Year. The amount transferred to any subaccount or to the Fixed Account must be at least \$50.

Loans. You may borrow up to 92% (in most states) of the Surrender Value of your Contract. The Surrender Value is the Cash Value of your Contract less any surrender charges and outstanding loan balances as of the date of the loan. We charge you an annual interest rate of 8% until the 15th Contract Anniversary; thereafter, the rate will drop to 7.25%. In addition, we may credit a lower annual interest rate to the portion of the Fixed Account cash value that equals the amount of the total outstanding loan. This rate will never be less than 4% annually. Loans may have tax consequences. See *Federal Tax Matters*.

Partial Withdrawals. You may withdraw part of your Cash Value by giving us Notice. We deduct a \$25 charge from the Cash Value for each partial withdrawal after the first one in any Contract Year. Partial withdrawals may have tax consequences. See *Federal Tax Matters*.

Surrenders. At any time while the Contract is in force and the Insured is living, you may surrender this Contract by giving us Notice. Surrenders may have tax consequences. See *Federal Tax Matters*.

CONTRACT BENEFITS/RISKS SUMMARY

Premiums

Flexibility of Premiums. You may pay premiums at any time and in any amount, subject to some restrictions. While there are no scheduled premium due dates, you may schedule planned periodic premiums and then you will receive billing statements for the amount you select. You may elect to receive billing statements quarterly, semi-annually or annually. You also may choose to make pre-authorized automatic monthly premiums using our member convenience account. In most cases, you may make changes in the frequency and payment amounts at any time by giving adequate Notice to our Service Center.

The Contract

Ownership Rights. While the Insured is living and the Contract is in force, you, as the Owner of the Contract, may exercise all of the rights and options described in the Contract, subject to the terms of any assignment of the Contract. These rights include selecting and changing the Beneficiary, naming a successor owner, changing the Specified Amount of the Contract, and assigning the Contract. However, if the Issue Age was less than 16 and an Applicant Controller applied for this Contract, then you are the Owner but may not exercise ownership rights until control is transferred, only the Applicant Controller may exercise ownership rights.

Thrivent does not allow assignment of variable life insurance Contracts to life settlement or viatical companies.

The Contract Owner may name one or more Beneficiaries to receive Death Proceeds. We restrict who may be named as a Beneficiary under your life insurance Contract. The named Beneficiaries must be eligible under our Bylaws. Upon the Insured's death, we will pay the Death Proceeds to the Beneficiaries as follows:

1. Proceeds will be paid to the primary Beneficiaries who are then alive.
2. If no primary Beneficiaries are living, proceeds will be paid to the surviving contingent Beneficiaries.
3. If no Beneficiary survives, proceeds will be paid to the Contract Owner or, if the Insured is the Contract Owner, to the Insured's estate.

Other designations or successions of beneficiaries may be arranged with us. Any Beneficiary who dies simultaneously with the Insured or within 15 days after the Insured dies and before Death Proceeds have been paid will be deemed to have died before the Insured.

You may change the Beneficiary by giving Notice while Insured is living. The effective date of the change will be the date you sign the Notice or, if the Notice is not dated, the date it is received at our Service Center. We are not liable for any payment made or action taken by us before we received Notice.

Investment Options. The Variable Account is an investment account separate from the Fixed Account. You may direct the money in your Contract to any of the Subaccounts of the Variable Account.

Each Subaccount invests in one of the corresponding Portfolios listed on the first page of this prospectus. Amounts in the Variable Account will vary according to the investment performance of the Portfolios in which the Subaccounts invest. There is no guaranteed minimum Subaccount cash value.

Fixed Account. You may place money in the Fixed Account where it earns at least 4% annual interest. We may declare higher rates of interest, but are not obligated to do so. We may credit a lower rate of interest to the portion of the Fixed Account securing a loan. The Fixed Account is part of our General Account.

Cash Value. Cash Value is the sum of your amounts in the Subaccounts and the Fixed Account. Cash Value varies from day to day, depending on the investment performance of the Subaccounts you select, interest we credit to the Fixed Account, charges we deduct, and any other transactions (e.g., transfers, partial surrenders, and loans).

Settlement Options. There are several ways of receiving proceeds under the Death Benefit, surrender, and maturity provisions of the Contract, other than in a lump sum. Proceeds distributed according to a settlement option do not vary with the investment experience of the Variable Account. The minimum amount you may apply to a settlement option is \$1,000.

CONTRACT BENEFITS/RISKS SUMMARY

Maturity Benefit. If the Insured is still living on the maturity date shown on page 3A of the Contract, the Contract will terminate and the maturity benefit equal to the Cash Value minus any loans and unpaid loan interest will be paid to you.

Supplemental Benefits and Riders

We offer several optional insurance benefits and riders that provide supplemental benefits under the Contract. There is a charge associated with most of these insurance benefits and riders. Your financial professional can help you determine whether any of these benefits and riders are suitable for you.

Contract Risks

Investment Risk

The Contract is not suitable as a short-term investment vehicle. If you invest your Cash Value in one or more Subaccounts, then you will be subject to the risk that investment performance of the Subaccounts will be unfavorable and that the Cash Value will decrease. The assets in each Subaccount are invested in a corresponding Portfolio of the Fund. A comprehensive discussion of the risks of each Portfolio may be found in the Fund's prospectus. You could lose everything you invest and your Contract could lapse without value, unless you pay additional premium. If you allocate premiums to the Fixed Account, then we credit your Cash Value in the Fixed Account with a declared rate of interest. You assume the risk that the rate may decrease, although the Fixed Account rate will never be lower than a guaranteed minimum annual effective rate of 4%.

Health Crisis Risk

The global pandemic outbreak of the novel coronavirus known as COVID-19 has resulted in substantial market volatility and global business disruption. The duration and full effects of the outbreak are uncertain and may result in trading suspensions and market closures, limit liquidity and the ability of the Fund to process contract owner redemptions, and negatively impact Fund performance. The COVID-19 outbreak and future pandemics could affect the global economy in ways that cannot be foreseen and may exacerbate other types of risks, negatively impacting the value of the Fund.

Risk of Lapse

If the Death Benefit Guarantee is not in effect and your monthly charges exceed your Surrender Value, your Contract may enter a 61-day (in most states) grace period. We will notify you that your Contract will lapse (that is, terminate without value) if you do not send us sufficient payment by a specified date. Your Contract generally will not lapse: (i) if you cover the monthly deduction amount by making timely payment of the minimum premium amount required to keep your Death Benefit Guarantee in effect; or (ii) if you make a payment sufficient to cover the next two monthly deductions before the end of the grace period. Subject to certain conditions, you may reinstate a lapsed Contract.

Tax Risks

We anticipate that the Contract should be deemed a life insurance contract under federal tax law. However, the federal income tax requirements applicable to the Contract are complex and there is limited guidance and some uncertainty about the application of the federal tax law to the Contract. Assuming that the Contract qualifies as a life insurance contract for federal income tax purposes, you should not be deemed to be in constructive receipt of Cash Value unless there is a distribution from the Contract while the Insured is living. However, the IRS could determine that a Contract Owner is in constructive receipt of the Cash Value if the Cash Value becomes equal to the Death Benefit, which can occur in some instances where the Insured is Attained Age 95 or older. In a case where there may be constructive receipt, an amount equal to the excess of the Cash Value over the investment in the contract could be includible in the Contract Owner's income at that time.

Additionally, if the Insured is living on the maturity date, we will pay the Cash Value less any loan and unpaid loan interest as of that date to you. These proceeds are subject to tax and the Contract will terminate with no payment of Death Benefit.

Under current tax law, Death Benefits payable under the Contract generally would be excludable from the gross income of the Beneficiary. As a result, the Beneficiary generally should not have to pay U.S. federal income

CONTRACT BENEFITS/RISKS SUMMARY

tax on the Death Benefit. However, the Death Benefit may be subject to state and/or federal estate and/or inheritance tax.

Depending on the total amount of premiums you pay and the frequency of such payments, the Contract may be treated as a modified endowment contract (MEC) under federal tax laws. If a contract is treated as a MEC, then surrenders, partial withdrawals, collateral assignments, loans and loan interest under the Contract will be taxable as ordinary income to the extent there are earnings in the Contract. In addition, a 10% penalty tax may be imposed on surrenders, partial withdrawals, collateral assignments and loans (including loan interest) taken before you reach age 59½. If the Contract is not a MEC, distributions generally will be treated first as a return of your investment in the Contract and then as taxable income. Moreover, loans generally will not be treated as distributions. Finally, neither distributions nor loans from a Contract that is not a MEC are subject to the 10% penalty tax. See *Federal Tax Matters*.

If the Contract lapses and a loan is outstanding, you may be deemed to be in receipt of taxable income from the Contract. Additionally, if the Contract lapses and is later reinstated, the Contract may be treated as a MEC.

We make no guarantees regarding any tax treatment—federal, state or local—of any Contract or of any transaction involving a Contract.

You should consult a qualified tax advisor for assistance in all Contract-related tax matters.

Surrender and Partial Withdrawal Risks

A surrender charge applies during the first 10 Contract Years after the Contract's Issue Date and for 10 years after each increase in Specified Amount on the increased amount. It is possible that you will receive no Surrender Value if you surrender your Contract in the first few Contract Years. You should purchase the Contract only if you have the financial ability to keep it in force for a substantial period of time.

You should not purchase the Contract if you intend to surrender all or part of the Cash Value in the near future. We designed the Contract to meet long-term financial goals. The Contract is not suitable as a short-term investment.

Even if you do not ask to surrender your Contract, surrender charges may play a role in determining whether your Contract will lapse (terminate without value). This is because surrender charges affect the Surrender Value, a measure we use to determine whether your Contract will enter a grace period (and possibly lapse). See *Risk of Lapse*, in this section.

A partial withdrawal will reduce Cash Value, Death Benefit and the amount of premiums considered paid to meet the Death Benefit Guarantee Premium requirement. If you select a level Death Benefit Option, a partial withdrawal also will reduce the Specified Amount of the Contract.

A surrender or partial withdrawal may have tax consequences. See *Federal Tax Matters*.

Loan Risks

A Contract loan, whether or not repaid, will affect Cash Value over time because we subtract the amount of the loan from the Subaccounts and/or Fixed Account as collateral. This loan collateral does not participate in the investment performance of the Subaccounts or receive any higher current interest rate than the rate credited to the Fixed Account.

Your Contract may lapse (terminate without value) if your indebtedness reduces the Surrender Value to zero.

A loan will reduce your Surrender Value as well as your Death Benefit. If you surrender the Contract or allow it to lapse while a Contract loan is outstanding, the amount of the loan and loan interest will be subtracted from any amount you receive. A loan may have tax consequences. See *Federal Tax Matters*.

Portfolio Risks

A comprehensive discussion of the risks of each Portfolio in which the Subaccounts invest may be found in the Fund's summary prospectuses. Please refer to the

CONTRACT BENEFITS/RISKS SUMMARY

summary prospectuses for the Fund for more information. There is no assurance that any Portfolio will achieve its stated investment objective.

FEE TABLES

.....

The following tables describe the fees and expenses that you will pay when owning and surrendering the Contract. If the amount of a charge varies depending on the Insured's individual characteristics (such as age, sex or risk class), the tables below show the minimum and maximum charges we assess under the Contract across the range of all possible individual characteristics, as well as the charges for a specified typical Insured. ***These charges may not be representative of the charges you will actually pay under the Contract.***

Your Contract's schedule pages will indicate the specific charges applicable to your Contract, and more detailed information concerning your charges is available on request from our Service Center at (800) 847-4836. We will provide personalized illustrations of your future benefits under the Contract, based upon the Insured's age, sex, risk class, Death Benefit Option chosen, Specified Amount and riders requested.

The first table describes the fees and expenses that you will pay at the time you pay premiums, surrender the Contract, or transfer Cash Value among the Subaccounts and the Fixed Account.

Transaction Fees

Charge	When Deducted	Amount Deducted (Annualized)
Premium Expense Charge	Upon receipt of each premium paid	3% of each premium payment
Premium Tax Charge¹	Not applicable	Not applicable
Withdrawal Fees	Upon partial withdrawal ²	\$25 per withdrawal
Transfer Fees	Upon transfer ³	\$25 per transfer
Contract Change Fees	Upon each change made to the Contract. ⁴	\$25 per change

¹ We are not currently subject to premium taxes. However, we reserve the right to impose a charge for these taxes in the future if we have to pay them. If imposed, the premium tax charge would be between 0% and 5% of premium payments.

² We do not assess a withdrawal charge for the first partial withdrawal taken each Contract Year.

³ We do not assess a transfer charge for the first twelve transfers made each Contract Year.

⁴ We reserve the right to charge up to \$25 per change.

FEE TABLES

Transaction Fees, cont.

Charge	When Deducted	Amount Deducted (Annualized)
<p>Surrender Charge⁵</p> <p>Base Contract:</p> <p>Maximum</p> <p>Minimum</p> <p>Charge for a male Insured, Issue Age 40, in the standard nonsmoker risk class with a Specified Amount of \$150,000, in the first Contract Year</p>	<p>Upon surrender, lapse or decrease in the Specified Amount</p>	<p>\$34.79 per \$1,000 of decrease in Specified Amount</p> <p>\$1.16 per \$1,000 of decrease in Specified Amount</p> <p>\$12.66 per \$1,000 of Specified Amount</p>
<p>Increase in Specified Amount:</p> <p>Maximum</p> <p>Minimum</p> <p>Charge for a male Insured, Issue Age 40, in the standard nonsmoker risk class with a Specified Amount increase of \$100,000, in the first year following an increase in Specified Amount</p>	<p>Upon surrender, lapse or decrease in the Specified Amount</p>	<p>\$30.28 per \$1,000 of the Specified Amount</p> <p>\$1.12 per \$1,000 of the Specified Amount</p> <p>\$12.70 per \$1,000 of the Specified Amount</p>

⁵ The surrender charge remains level for the first three years of the Contract (or during the first three years following an increase in Specified Amount), and then decreases each Contract Year to zero by the end of year ten (and to zero by the end of the tenth year following an increase in Specified Amount). Surrender charges depend on the Insured's Issue Age, sex (in most states), Specified Amount, risk class and duration of the Contract. The surrender charges shown in the table may not be typical of the charges you will pay.

FEE TABLES

Periodic Charges Other Than Portfolio Company Operating Expenses

The next table describes the fees and expenses that you will pay periodically during the time that you own the Contract, not including Portfolio Company fees and expenses.

Charge	When Deducted	Amount Deducted (Annualized)
Cost of Insurance⁶ Maximum Minimum Charge for a male, Insured, Issue Age 40, in the standard nonsmoker risk class with a Specified Amount of \$150,000 in the first Contract Year	Monthly	\$996.73 per \$1,000 of amount at risk ⁷ \$0.67 per \$1,000 of amount at risk ⁷ \$2.37 per \$1,000 of amount at risk ⁷
Maximum Mortality and Expense Risk Fees⁸	Monthly	0.90% of the total Subaccount cash value
Administrative Charges	Monthly	\$48 annual rate
Loan Interest⁹	Accrues daily	8% on loan
Additional Benefit or Rider Charge¹⁰ <i>Accelerated Death Benefit for Terminal Illness Rider</i>	At the time the benefit is exercised.	Generally an administrative fee of \$150 applies. This fee may vary by state.

⁶ Cost of insurance charges depend on the Insured's Issue Age, sex (in most states), amount at risk, Specified Amount, risk class and duration of the Contract. The cost of insurance charges shown in the table may not be representative of the charges you will pay. A Contract that was issued with a substandard rating classification will be charged a multiple of the cost of insurance charge based on the classification in the Contract.

⁷ The amount at risk is equal to the Death Benefit on the date the charge is deducted minus the Cash Value on the date the charge is deducted.

⁸ The charge applies during the first 15 Contract Years. After the 15th Contract Year, the maximum charge drops to 0.40% of the total Subaccount cash value. Actual current charges may be less. See *Charges and Deductions* for additional information regarding this charge.

⁹ This maximum rate applies to loans until the 15th Contract Anniversary. After the 15th Contract Anniversary, the maximum rate is 7.25%. The rate reflects maximum gross interest rate before crediting of interest. The interest accrues daily and is not deducted from the Cash Value. The net accrued interest is added to the Loan. See *Loans*.

¹⁰ Charges for additional benefits or riders may vary based on the Insured's Attained Age or Issue Age, sex (in most states), risk class, Specified Amount, amount at risk, or rider coverage amount. Charges based on age may increase as the Insured ages. The charges noted apply if the rider is included in your Contract and the Contract and/or rider has not otherwise terminated. The rider charges shown in the table may not be representative of the charges you will pay.

FEE TABLES

Periodic Charges Other Than Portfolio Company Operating Expenses, cont.

Charge	When Deducted	Amount Deducted (Annualized)
<p><i>Accidental Death Rider</i></p> <p>Maximum</p> <p>Minimum</p> <p>Charge for an Insured, Issue Age 30, in the standard nonsmoker risk class with a rider coverage amount of \$100,000</p>	<p>On the rider issue date and monthly thereafter¹¹</p>	<p>\$0.70 per \$1,000 of rider coverage amount</p> <p>\$0.22 per \$1,000 of rider coverage amount</p> <p>\$0.30 per \$1,00 of rider coverage amount</p>
<p><i>Disability Waiver Rider</i></p> <p>Maximum</p> <p>Minimum</p> <p>Charge for a male Insured, Issue Age 30, in the standard nonsmoker risk class, in the first Contract Year following the rider Issue Date</p>	<p>On the rider issue date and monthly thereafter¹²</p>	<p>\$22.60 per \$1,000 of rider coverage amount</p> <p>\$0.08 per \$1,000 of rider coverage amount</p> <p>\$0.10 per \$1,000 of rider coverage amount</p>
<p><i>Guaranteed Purchase Option Rider</i></p> <p>Maximum</p> <p>Minimum</p> <p>Charge for an Insured, Issue Age 25</p>	<p>On the rider issue date and monthly thereafter¹³</p>	<p>\$1.90 per \$1,000 of rider coverage amount</p> <p>\$0.42 per \$1,000 of rider coverage amount</p> <p>\$0.88 per \$1,000 of rider coverage amount</p>

¹¹ This charge applies until the Insured's Attained Age 70.

¹² This charge applies until the Insured's Attained Age 65.

¹³ This charge applies until the Insured's Attained Age 40.

FEE TABLES

Periodic Charges Other Than Portfolio Company Operating Expenses, cont.

Charge	When Deducted	Amount Deducted (Annualized)
<i>Applicant Waiver Rider</i>	On the rider issue date and monthly thereafter ¹⁴	
Maximum		\$1.32 per \$1,000 of amount at risk
Minimum		\$0.15 per \$1,000 of amount at risk
Charge for an Insured, Issue Age 0 and applicant Age 30, in the standard risk class.		\$0.17 per \$1,000 of amount at risk
Issue Expense Charge¹⁵	Monthly	
Base Contract:		
Maximum		\$6.93 per \$1,000 of Specified Amount
Minimum		\$0.01 per \$1,000 of Specified Amount
Charge for a male Insured, Issue Age 40, in the standard nonsmoker risk class with a Specified Amount of \$150,000, in the first Contract Year		\$1.32 per \$1,000 of Specified Amount
Increase in Specified Amount:	On the date of an increase in Specified Amount and monthly thereafter.	
Maximum		\$6.72 per \$1,000 of Specified Amount
Minimum		\$0.01 per \$1,000 of Specified Amount
Charge for a male Insured, Issue Age 40, in the standard nonsmoker risk class with a Specified Amount increase of \$100,000, in the first year following an increase in Specified Amount		\$1.80 per \$1,000 of the increase in Specified Amount

¹⁴ This charge applies until the termination of the rider. For additional information regarding the termination of the rider please see *Supplemental Benefits and Riders*.

¹⁵ This Charge applies for 36 months after the Issue Date and for 36 months after an increase in Specified Amount. The issue expense charge depends on the Insured's Issue Age, sex (in most states), Specified Amount, and risk class. The issue expense charge shown in the table may not be representative of the charge you will pay.

FEE TABLES



The next table shows the minimum and maximum Total Annual Portfolio Operating Expenses charged by the Portfolios that you pay indirectly during the time you own the Contract. This table shows the range (minimum and maximum) of fees and expenses (including management fees and other expenses) charged by the Portfolios, expressed as an annual percentage of average daily net assets. The amounts shown reflect expenses before any applicable expense reimbursement or fee waiver.

	Maximum	Minimum
Total Annual Fund Operating Expenses ¹⁶ (expenses that are deducted from Fund assets, including management fees, and other expenses):	3.90%	0.24%

¹⁶ Thrivent has agreed to reimburse certain expenses associated with the Portfolios. After taking these contractual and voluntary arrangements into account, the actual range (minimum and maximum) of total operating expenses charged by the Portfolios was 0.24% to 1.25%. The voluntary reimbursements may be discontinued at any time. The amounts are based on the arithmetic average of expenses paid in the year ended December 31, 2019 for all of the available Portfolios, adjusted to reflect anticipated changes in fees and expenses. With respect to new portfolios, if any, amounts are based on estimates for the current fiscal year.

Each Subaccount of the Variable Account purchases shares of the corresponding Fund Portfolio at net asset value. The net asset value reflects the investment advisory fees and other expenses that are deducted from the assets of the portfolio. The advisory fees and other expenses are not fixed or specified under the terms of the Contract, and they may vary from year to year. More detail concerning the fees and expenses of the Portfolios is contained in the summary prospectuses for the Fund.

If a Portfolio is structured as a “fund of funds,” the Portfolio will indirectly bear its proportionate share of any fees and expenses (like investment advisory fees and operating expenses) of the investment companies in which it invests. However, Thrivent has contractually agreed, for as long as the current fee structure is in place, to waive an amount equal to any investment advisory fees indirectly incurred by an Asset Allocation Portfolio as a result of its investment in any other mutual fund for which the Adviser or an affiliate serves as investment adviser, other than Thrivent Cash Management Trust. For a list of the “fund of funds” portfolios available through the Contract, see the chart of portfolios available in *The Variable Account and the Portfolios* section of this prospectus.



THRIVENT AND THE FIXED ACCOUNT

Thrivent

Thrivent is a not-for-profit financial services membership organization of Christians helping our members achieve financial security and give back to their communities. We were organized in 1902 as a fraternal benefit society under Wisconsin law, and comply with Internal Revenue Code Section 501(c)(8). We are licensed to sell insurance in all states and the District of Columbia.

For more information, visit Thrivent.com.

Fixed Account

The Fixed Account is an investment option that provides a declared rate of interest. Unlike the Subaccounts of the Variable Account, the performance of the Fixed Account does not rely on the performance of the financial markets. We credit interest daily on amounts in the Fixed Account. Interest accrues on amounts allocated or transferred to the Fixed Account from the date of allocation or transfer.

All premiums allocated to the Fixed Account become part of our General Account. The General Account consists of all assets owned by Thrivent other than those segregated in any separate account. Subject to applicable law, we have sole discretion over the investment of the General Account assets. You do not share directly in the investment returns of those assets. Instead, each quarter, we will declare an effective annual interest rate for the Fixed Account. We guarantee that the effective interest rate will never be less than 4% annually. However, we may credit a lower rate of interest to the portion of the Fixed Account securing a loan.

We may credit interest at a rate in excess of 4% per year. However, we are not obligated to do so and will do so at our own discretion. You assume the risk that we may

not pay interest that exceeds 4% for any given year. There is no specific formula for the determination of excess interest, if any. We base any such excess interest on numerous factors. Some of the factors that we may consider, include but are not limited to, general economic trends, our current and anticipated investment returns, regulatory requirements and competitive factors.

Interests in the Fixed Account have not been registered under the Securities Act of 1933 ("1933 Act"), and the Fixed Account has not been registered as an investment company under the Investment Company Act of 1940 (1940 Act). Accordingly, neither the Fixed Account nor any interests therein are generally subject to the provisions of the 1933 or 1940 Acts.

Disclosures regarding the Fixed Account, however, may be subject to certain generally applicable provisions of the federal securities laws relating to the accuracy and completeness of statements in prospectuses.

Maintenance of Solvency

If the Society's reserves for any class of contracts, other than those portions of any contract that provide variable benefits based on the experience of a separate account, become impaired, the Board of Directors may require that benefit members pay the Society an equitable amount to eliminate the deficiency. If the amount is not paid within 60 days from the date we notify you of your share, it will be charged as a loan against this Contract with interest compounded at the rate of 5% per year. If you agree, an equivalent reduction in benefits can be chosen instead of the payment or loan against the Contract.

THE VARIABLE ACCOUNT AND THE PORTFOLIOS

THE VARIABLE ACCOUNT AND THE PORTFOLIOS

Variable Account

Thrivent Variable Life Account I is a segregated asset account established by the Board of Directors of Thrivent (then, Aid Association for Lutherans) on May 8, 1997, pursuant to the laws of the State of Wisconsin, and the first investment was made on March 31, 1998. The account meets the definition of “separate account” under the federal securities laws. The Variable Account is a unit investment trust, which is a type of investment company. It is registered with the Securities and Exchange Commission (SEC) under the 1940 Act. Such registration does not involve supervision by the SEC of the management or investment policies or practices of the Variable Account.

The Variable Account is divided into Subaccounts. Net Premiums flow through the Contract to either the Variable Account or the Fixed Account according to your instructions. From the Variable Account, the Net Premium flows to the Subaccounts in the amounts or percentages you allocate. In turn, the Subaccounts invest in shares of one of the corresponding Portfolios of the Fund at net asset value. We describe these Portfolios and their investment objectives later in this prospectus. Net Premiums are allocated to a Subaccount, and the resulting Cash Value will increase or

decrease based on the investment experience of that Subaccount’s corresponding Portfolio and fees and charges under the Contract. We make no assurance that the Portfolios will meet their investment objectives. You bear all the investment risk for premiums allocated to the Subaccounts.

We own the assets of the Variable Account and keep them legally segregated from the assets of the General Account. The assets of the Variable Account shall, at the time during the year that adjustments in the reserves are made, have a value at least equal to the reserves and other Contract liabilities with respect to the Variable Account and, at all other times, shall have a value approximately equal to or in excess of such reserves and liabilities. The Variable Account will be fully funded at all times for purposes of the federal securities laws. The assets of the Variable Account shall not be chargeable with liabilities arising out of any other business we may conduct, except to the extent that the assets of the Variable Account exceed the reserves and other contract liabilities of the Variable Account arising under the contracts supported by the Variable Account. We are obligated to pay all amounts promised to you under the Contract.

Variable Investment Options and the Subaccounts

We select the Portfolios offered through the Contract based on several factors. We generally select the Portfolios to provide a range of investment options for the Contracts from conservative to more aggressive investment strategies.

You may allocate the Net Premiums paid under the Contract and transfer the Contract’s Cash Value to the Subaccounts of the Variable Account. We invest the assets of each Subaccount in a corresponding Portfolio of the Fund. Note that the *italicized* Portfolios below are “fund of funds” which are comprised of investments in other Portfolios within the Fund. The Subaccounts and the corresponding Portfolios are listed below.

<u>Subaccount</u>	<u>Corresponding Portfolio</u>
<i>Thrivent Aggressive Allocation Subaccount</i>	<i>Thrivent Aggressive Allocation Portfolio</i>
Thrivent All Cap Subaccount	Thrivent All Cap Portfolio
Thrivent Balanced Income Plus Subaccount	Thrivent Balanced Income Plus Portfolio
Thrivent Diversified Income Plus Subaccount	Thrivent Diversified Income Plus Portfolio
Thrivent ESG Index Subaccount	Thrivent ESG Index Portfolio
Thrivent Global Stock Subaccount	Thrivent Global Stock Portfolio
Thrivent Government Bond Subaccount	Thrivent Government Bond Portfolio
Thrivent High Yield Subaccount	Thrivent High Yield Portfolio

THE VARIABLE ACCOUNT AND THE PORTFOLIOS



<u>Subaccount</u>	<u>Corresponding Portfolio</u>
Thrivent Income Subaccount	Thrivent Income Portfolio
Thrivent International Allocation Subaccount	Thrivent International Allocation Portfolio
Thrivent International Index Subaccount	Thrivent International Index Portfolio
Thrivent Large Cap Growth Subaccount	Thrivent Large Cap Growth Portfolio
Thrivent Large Cap Index Subaccount	Thrivent Large Cap Index Portfolio
Thrivent Large Cap Value Subaccount	Thrivent Large Cap Value Portfolio
Thrivent Limited Maturity Bond Subaccount	Thrivent Limited Maturity Bond Portfolio
Thrivent Low Volatility Equity Subaccount	Thrivent Low Volatility Equity Portfolio
Thrivent Mid Cap Growth Subaccount	Thrivent Mid Cap Growth Portfolio
Thrivent Mid Cap Index Subaccount	Thrivent Mid Cap Index Portfolio
Thrivent Mid Cap Stock Subaccount	Thrivent Mid Cap Stock Portfolio
Thrivent Mid Cap Value Subaccount	Thrivent Mid Cap Value Portfolio
<i>Thrivent Moderate Allocation Subaccount</i>	<i>Thrivent Moderate Allocation Portfolio</i>
<i>Thrivent Moderately Aggressive Allocation Subaccount . .</i>	<i>Thrivent Moderately Aggressive Allocation Portfolio</i>
<i>Thrivent Moderately Conservative Allocation Subaccount</i>	<i>Thrivent Moderately Conservative Allocation Portfolio</i>
Thrivent Money Market Subaccount	Thrivent Money Market Portfolio
Thrivent Multidimensional Income Subaccount	Thrivent Multidimensional Income Portfolio
Thrivent Opportunity Income Plus Subaccount	Thrivent Opportunity Income Plus Portfolio
Thrivent Partner Emerging Markets Equity Subaccount	Thrivent Partner Emerging Markets Equity Portfolio
Thrivent Partner Growth Stock Subaccount	Thrivent Partner Growth Stock Portfolio
Thrivent Partner Healthcare Subaccount	Thrivent Partner Healthcare Portfolio
Thrivent Real Estate Securities Subaccount	Thrivent Real Estate Securities Portfolio
Thrivent Small Cap Growth Subaccount	Thrivent Small Cap Growth Portfolio
Thrivent Small Cap Index Subaccount	Thrivent Small Cap Index Portfolio
Thrivent Small Cap Stock Subaccount	Thrivent Small Cap Stock Portfolio

The following table summarizes each Portfolio's investment objective:

<u>Portfolio</u>	<u>Investment Objective</u>
Thrivent Aggressive Allocation Portfolio	To seek long-term capital growth.
Thrivent All Cap Portfolio	To seek long-term growth of capital.
Thrivent Balanced Income Plus Portfolio	To seek long-term total return through a balance between income and the potential for long-term capital growth.
Thrivent Diversified Income Plus Portfolio	To seek to maximize income while maintaining prospects for capital appreciation.
Thrivent ESG Index Portfolio	To seek to track the investment results of an index composed of companies selected by the index provider based on environmental, social and governance characteristics. The Portfolio's investment objective may be changed without shareholder approval.



THE VARIABLE ACCOUNT AND THE PORTFOLIOS



<u>Portfolio</u>	<u>Investment Objective</u>
Thrivent Global Stock Portfolio	To seek long-term capital growth.
Thrivent Government Bond Portfolio	To seek total return, consistent with preservation of capital. The Portfolio's investment objective may be changed without shareholder approval.
Thrivent High Yield Portfolio	To achieve a higher level of income, while also considering growth of capital as a secondary objective.
Thrivent Income Portfolio	To achieve a high level of income over the longer term while providing reasonable safety of capital.
Thrivent International Allocation Portfolio	To seek long-term growth of capital.
Thrivent International Index Portfolio	To seek total returns that track the performance of the MSCI EAFE Index.** The Portfolio's investment objective may be changed without shareholder approval.
Thrivent Large Cap Growth Portfolio	To achieve long-term growth of capital.
Thrivent Large Cap Index Portfolio	To seek total returns that track the performance of the S&P 500 Index*.
Thrivent Large Cap Value Portfolio	To achieve long-term growth of capital.
Thrivent Limited Maturity Bond Portfolio	To seek a high level of current income consistent with stability of principal.
Thrivent Low Volatility Equity Portfolio	To seek long-term capital appreciation with lower volatility relative to the global equity markets. The Portfolio's investment objective may be changed without shareholder approval.
Thrivent Mid Cap Growth Portfolio	To seek long-term capital growth. The Portfolio's investment objective may be changed without shareholder approval.
Thrivent Mid Cap Index Portfolio	To seek total returns that track the performance of the S&P MidCap 400 Index*.
Thrivent Mid Cap Stock Portfolio	To seek long-term capital growth.
Thrivent Mid Cap Value Portfolio	To seek long-term capital growth. The Portfolio's investment objective may be changed without shareholder approval.
Thrivent Moderate Allocation Portfolio	To seek long-term capital growth while providing reasonable stability of principal.
Thrivent Moderately Aggressive Allocation Portfolio	To seek long-term capital growth.
Thrivent Moderately Conservative Allocation Portfolio	To seek long-term capital growth while providing reasonable stability of principal.
Thrivent Money Market Portfolio	To achieve the maximum current income that is consistent with stability of capital and maintenance of liquidity.
Thrivent Multidimensional Income Portfolio	To seek a high level of current income and, secondarily, growth of capital. The Portfolio's investment objective may be changed without shareholder approval.



THE VARIABLE ACCOUNT AND THE PORTFOLIOS



<u>Portfolio</u>	<u>Investment Objective</u>
Thrivent Opportunity Income Plus Portfolio	To seek a combination of current income and long-term capital appreciation.
Thrivent Partner Emerging Markets Equity Portfolio	To seek long-term capital growth.
Thrivent Partner Growth Stock Portfolio	To achieve long-term growth of capital and, secondarily, increase dividend income.
Thrivent Partner Healthcare Portfolio	To seek long-term capital growth.
Thrivent Real Estate Securities Portfolio	To seek to provide long-term capital appreciation and high current income.
Thrivent Small Cap Growth Portfolio	To seek long-term capital growth. The Portfolio's investment objective may be changed without shareholder approval.
Thrivent Small Cap Index Portfolio	To seek capital growth that tracks the performance of the S&P SmallCap 600 Index*.
Thrivent Small Cap Stock Portfolio	To seek long-term capital growth.

* The S&P 500, S&P MidCap 400, and S&P SmallCap 600 Indexes are products of S&P Dow Jones Indices LLC or its affiliates ("SPDJI"), and has been licensed for use by Thrivent Financial for Lutherans ("Thrivent"). Standard & Poor's® and S&P® are registered trademarks of Standard & Poor's Financial Services LLC ("S&P") and Dow Jones® is a registered trademark of Dow Jones Trademark Holdings LLC ("Dow Jones"). The trademarks have been licensed to SPDJI and have been sublicensed for use for certain purposes by Thrivent. Thrivent variable insurance products are not sponsored, endorsed, sold or promoted by SPDJI, Dow Jones, S&P, or any of their respective affiliates (collectively, "S&P Dow Jones Indices"). S&P Dow Jones Indices does not make any representation or warranty, express or implied, to the owners of the Thrivent variable insurance products or any member of the public regarding the advisability of purchasing variable insurance contracts generally or in the Thrivent variable insurance contracts particularly or the ability of the S&P 500, S&P MidCap 400, and S&P SmallCap 600 Indexes to track general market performance. S&P Dow Jones Indices only relationship to Thrivent with respect to the S&P 500, S&P MidCap 400, and S&P SmallCap 600 Indexes is the licensing of the Indexes and certain trademarks, service marks and/or trade names of S&P Dow Jones Indices and/or its licensors. The S&P 500, S&P MidCap 400, and S&P SmallCap 600 Indexes are determined, composed and calculated by S&P Dow Jones Indices without regard to Thrivent or the Thrivent variable insurance products. S&P Dow Jones Indices have no obligation to take the needs of Thrivent or the owners of the Thrivent variable insurance products into consideration in determining, composing or calculating the S&P 500, S&P MidCap 400, and S&P SmallCap 600 Indexes. S&P Dow Jones Indices is not responsible for and has not participated in the determination of the prices, and amount of the Thrivent variable insurance products or the timing of the issuance or sale of the Thrivent variable insurance contract or in the determination or calculation of the equation by which a Thrivent variable insurance product is to be converted into cash, surrendered or redeemed, as the case may be. S&P Dow Jones Indices has no obligation or liability in connection with the administration, marketing or trading of the Thrivent variable insurance product. There is no assurance that investment products based on the S&P 500, S&P MidCap 400, and S&P SmallCap 600 Indexes will accurately track index performance or provide positive investment returns. S&P Dow Jones Indices LLC is not an investment advisor. Inclusion of a security within an index is not a recommendation by S&P Dow Jones Indices to buy, sell, or hold such security, nor is it considered to be investment advice.

S&P DOW JONES INDICES DOES NOT GUARANTEE THE ADEQUACY, ACCURACY, TIMELINESS AND/OR THE COMPLETENESS OF THE S&P 500, S&P MIDCAP 400, AND S&P SMALLCAP 600 INDEXES OR ANY DATA RELATED THERETO OR ANY COMMUNICATION, INCLUDING BUT NOT LIMITED TO, ORAL OR WRITTEN COMMUNICATION (INCLUDING ELECTRONIC COMMUNICATIONS) WITH RESPECT THERETO. S&P DOW JONES INDICES SHALL NOT BE SUBJECT TO ANY DAMAGES OR LIABILITY FOR ANY ERRORS, OMISSIONS, OR DELAYS THEREIN. S&P DOW JONES INDICES MAKES NO EXPRESS OR IMPLIED WARRANTIES, AND EXPRESSLY DISCLAIMS ALL WARRANTIES, OF MERCHANTABILITY OR FITNESS FOR A PARTICULAR PURPOSE OR USE OR AS TO RESULTS TO BE OBTAINED BY THRIVENT, OWNERS OF THE THRIVENT VARIABLE INSURANCE PRODUCTS, OR ANY OTHER PERSON OR ENTITY FROM THE USE OF THE S&P 500, S&P MIDCAP 400, AND S&P SMALLCAP 600 INDEXES OR WITH RESPECT TO ANY DATA RELATED THERETO. WITHOUT LIMITING ANY OF THE FOREGOING, IN NO EVENT WHATSOEVER SHALL S&P DOW JONES INDICES BE LIABLE FOR ANY INDIRECT, SPECIAL, INCIDENTAL, PUNITIVE, OR CONSEQUENTIAL DAMAGES INCLUDING BUT NOT LIMITED TO, LOSS OF PROFITS, TRADING LOSSES, LOST TIME OR GOODWILL, EVEN IF THEY HAVE BEEN ADVISED OF THE POSSIBILITY OF SUCH DAMAGES, WHETHER IN CONTRACT, TORT, STRICT LIABILITY, OR OTHERWISE. THERE ARE NO THIRD PARTY BENEFICIARIES OF ANY AGREEMENTS OR ARRANGEMENTS BETWEEN S&P DOW JONES INDICES AND THRIVENT, OTHER THAN THE LICENSORS OR S&P DOW JONES INDICES.

**MSCI, Inc. ("MSCI") makes no express or implied warranties or representations and shall have no liability whatsoever with respect to any MSCI data contained herein. The MSCI data may not be further redistributed or used as a basis for other indexes or any securities or financial products. This prospectus is not approved, endorsed, reviewed or produced by MSCI. None of the MSCI data is intended to constitute

THE VARIABLE ACCOUNT AND THE PORTFOLIOS

investment advice or a recommendation to make (or refrain from making) any kind of investment decision and may not be relied on as such.

Each Portfolio has its own investment objective, investment program, policies and restrictions. Although the investment objectives and policies of certain Portfolios may be similar to the investment objectives and policies of other Portfolios that we manage or sponsor or that an affiliate of ours may manage or sponsor, we do not represent or assure you that the investment results will be comparable to any other Portfolio, even where the investment adviser or manager is the same. Differences in portfolio size, actual investments held, fund expenses, and other factors all contribute to differences in Portfolio performance. For all of these reasons, you should expect investment results to differ. In particular, certain Portfolios available only through the Contract may have names similar to portfolios not available through the Contract. The performance of a Portfolio not available through the Contract does not indicate performance of the similarly named Portfolio available through the Contract.

Before selecting any Subaccount, you should carefully read the accompanying prospectus for the Fund attached to this prospectus and found in the back of this book. You should periodically consider your allocation among Subaccounts in light of current market conditions and your investment goals, risk tolerance and financial circumstances. The Fund prospectus provides more complete information about the Portfolios of the Fund in which the Subaccounts invest, including investment objectives and policies, risks, charges, and expenses.

Shares of the Fund are sold to other Portfolios of the Fund, to other insurance company separate accounts of ours, and to other insurance company separate accounts not affiliated with us. The Fund may, in the future, create new Portfolios. It is conceivable that in the future it may be disadvantageous for both variable annuity separate accounts and variable life insurance separate accounts to invest simultaneously in the Fund, although we do not foresee any such disadvantages to either

variable annuity or variable life insurance contract owners. The Fund's management intends to monitor events in order to identify any material conflicts between such Contract Owners and to determine what action, if any, should be taken in response. Material conflicts could result from, for example:

- ◆ Changes in state insurance laws;
- ◆ Changes in Federal income tax law;
- ◆ Changes in the investment management of the Fund; or
- ◆ Differences in voting instructions between those given by the Contract Owners from the different separate accounts.

If we believe the responses of the Fund to any of those events or conflicts insufficiently protects Contract Owners, we may take appropriate action on our own. Such action could include the sale of Fund shares by one or more of the separate accounts, which could have adverse consequences.

The Fund is a Minnesota corporation registered with the SEC under the 1940 Act as an open-end management investment company (commonly called a "mutual fund"). That registration does not involve supervision by the SEC of the management or investment practices or policies of the Fund.

The Variable Account will purchase and redeem shares from the Fund at net asset value. Shares will be redeemed to the extent necessary for us to collect charges under the Contracts, to make payments upon surrenders, to provide benefits under the Contracts, or to transfer assets from one Subaccount to another Subaccount or the Fixed Account as requested by Contract Owners. Any dividend or capital gain distribution received from a Portfolio of the Funds will be reinvested immediately at net asset value in shares of that Portfolio and retained as assets of the corresponding Subaccount.

THE VARIABLE ACCOUNT AND THE PORTFOLIOS

Investment Management

Thrivent is investment adviser to the Fund. Thrivent is registered as an investment adviser under the Investment Advisers Act of 1940. Pursuant to the investment advisory agreement, Thrivent is responsible for determining which securities to purchase and sell, arranges the purchases and sales and helps formulate the investment program for the Portfolios. Thrivent implements the investment program for the Portfolios consistent with each Portfolio's investment objectives, policies and restrictions. Thrivent and the Fund have engaged the following investment subadvisers:

<u>Subadviser</u>	<u>Portfolio Name</u>
Goldman Sachs Asset Management, L.P.	Thrivent International Allocation Portfolio
Aberdeen Asset Managers Limited	Thrivent Partner Emerging Markets Equity Portfolio
T. Rowe Price Associates, Inc.	Thrivent Partner Growth Stock Portfolio
BlackRock Investment Management, LLC	Thrivent Partner Healthcare Portfolio

We, as investment adviser, pay each of the above subadvisers an annual fee for subadvisory services. Subadvisory fees are described fully in the Statement of Additional Information for the Fund.

Addition, Deletion, Combination, or Substitution of Investments

Where permitted by applicable law and business need, we reserve the right to make certain changes to the structure and operation of the Variable Account, including, among others, the right to:

- ◆ Remove, combine, or add Subaccounts and make the new Subaccounts available to you at our discretion;
- ◆ Substitute shares of another Portfolio, which may have differences such as (among other things) different fees and expenses, objectives, and risks, for shares of an existing Portfolio in which your Subaccount invests at our discretion;
- ◆ Substitute or close Subaccounts to allocations of premiums or Cash Value, or both, and to existing investments or the investment of future premiums, or both, at any time in our discretion;
- ◆ Transfer assets supporting the Contract from one Subaccount to another or from the Variable Account to another Variable Account;
- ◆ Combine the Variable Account with other variable accounts, and/or create new variable accounts;

- ◆ Deregister the Variable Account under the 1940 Act, or operate the Variable Account as a management investment company under the 1940 Act, or as any other form permitted by law; and
- ◆ Modify the provisions of the Contract to reflect changes to the Subaccounts and the Variable Account and to comply with applicable law.

The Portfolios, which sell their shares to the Subaccounts, also may terminate these arrangements and discontinue offering their shares to the Subaccounts. We will not make any changes without receiving any necessary approval of the SEC and applicable state insurance departments. We will notify you of any changes.

Income, gains and losses, whether or not realized, from the assets in each Subaccount are credited to or charged against that Subaccount without regard to any of our other income, gains or losses. The value of the assets in the Variable Account is determined at the end of each Valuation Date.

If investment in the Fund or in any particular Portfolio is no longer possible, in our judgment becomes inappropriate for the purposes of the Contract, or for any other reason in our sole discretion, we may close or combine any of the current Portfolios. We may close a

THE VARIABLE ACCOUNT AND THE PORTFOLIOS

Portfolio to new investment, but continue to allow current investors to add additional premium payments, or we may combine the Portfolio with another Portfolio. The substituted investment option may have different fees and expenses. We will not make any substitutions without receiving any necessary approval of the SEC and state insurance departments, if applicable. You will be notified of any substitutions. This notification will include the name of the Portfolio being modified, the approximate date of the shareholder vote, the date any combination will be completed (if approved and if applicable), the date that the Portfolio will be closed to new investment selections, the date that funds can no longer be applied to the Portfolio and the description of where the current value will move to (if applicable) and where future premium payments (if any) will be applied. Subaccounts may be opened, closed or substituted with regard to any of the following as of any specified date: 1) existing Cash Value; 2) future payments; and 3) existing and/or future Contract Owners. The Fund sells its shares to the Subaccounts pursuant to a participation agreement and may terminate the agreement and discontinue offering its shares to the Subaccounts.

In addition, we reserve the right to make other structural and operational changes affecting the Variable Account.

We do not guarantee any money you place in the Subaccounts. The value of each Subaccount will increase or decrease, depending on the investment performance of the corresponding Portfolio and fees and charges under the Contract. You could lose some or all of your money.

THE CONTRACT

Adult and Juvenile Contracts

We issued adult Contracts to applicants who were age 16 or older. We issued juvenile Contracts when the proposed Insured was younger than age 16.

Voting Privileges

To the extent required by law, we will vote the Fund's shares held in the Variable Account at regular and special shareholder meetings of the Fund in accordance with instructions received from persons having voting interests in the corresponding Subaccounts of the Variable Account. If, however, the 1940 Act or any regulation thereunder should be amended or if the present interpretation thereof should change, and as a result we determine that we are permitted to vote the Fund's shares in our own right, we may elect to do so.

Any Portfolio shares held in the Variable Account for which we do not receive timely voting instructions, or which are not attributable to Contract Owners, will be voted by us in proportion to the instructions received from all Contract Owners. Any Portfolio shares held by us or our affiliates in General Accounts will, for voting purposes, be allocated to all separate accounts of ours and our affiliates having a voting interest in that Portfolio in proportion to each such separate account's votes. Voting instructions to abstain on any item to be voted upon will be applied on a pro rata basis to reduce the votes eligible to be cast.

Each person having a voting interest in a Subaccount will receive proxy materials, reports and other materials relating to the appropriate Portfolio.

For the juvenile Contract, a juvenile is named as the Insured and Owner of the Contract. However, because of age, the juvenile cannot exercise the rights of ownership. Therefore, an adult must retain control over the Contract. The adult is referred to as applicant controller in the Contract. The applicant controller exercises certain rights of ownership on behalf of the juvenile Insured. These rights are described in the

THE CONTRACT

Contract. The applicant controller may transfer control to another eligible person, but cannot transfer ownership of the Contract.

Transfer of control to the juvenile Insured will take place at the first Contract Anniversary date on or following the earliest of:

- ◆ the Insured's 21st birthday;
- ◆ the Insured's 16th birthday after the applicant controller transfers control to the Insured; or
- ◆ the death of the applicant controller on or after the Insured's 16th birthday.

If the person who has control of the Contract dies before the Insured gains control, control will be vested in an eligible person according to our bylaws. If we determine that it is best for the Insured, we may transfer control of the Contract to some other eligible person according to our bylaws.

The juvenile Insured will become a benefit member of Thrivent on the first Contract Anniversary date on or following the juvenile's 16th birthday.

Replacement of Existing Insurance

It may not be in your best interest to surrender, lapse, change or borrow from existing life insurance policies or annuity contracts to increase coverage under this Contract. You should compare your existing insurance and this Contract carefully. You should replace your existing insurance only when you determine additional coverage under this Contract is better for you. You may have to pay a surrender charge on your existing insurance, and this Contract imposes a new surrender charge period on the amount of the increase in coverage. If you surrender your existing insurance policy for cash and then increase coverage under this Contract, you may have to pay a tax, including possibly a penalty tax, on the surrender. If the premium is coming from the issuer of your existing insurance policy, the increase of coverage under this Contract may be delayed.

Term Conversion

Contract Owners may be eligible for a contractual conversion incentive to convert their Thrivent term insurance contract(s) or rider(s) to permanent coverage.

If you are eligible for and exercise the conversion privilege found in eligible Thrivent term contracts and riders, Thrivent will give you a credit toward the first premium payable for the new coverage. The amount of the credit will not be less than \$1.00 per \$1,000 of term insurance that is converted.

Review this opportunity with your financial professional to determine whether it is available to you and right for you.

Misstatement of Age or Sex Provision

The values of this Contract are based on the Insured's age and sex, except where otherwise required by law. If the date of birth or sex shown on the application is wrong, the proceeds payable will be adjusted to the amount that would be provided by the most recent cost of insurance charge at the correct attained age or sex.

Suicide Exclusion Provision

If the Insured dies by suicide within one year of the effective date of a Specified Amount increase, the only amount payable will be a refund of the monthly deductions for that increase.

Ownership Rights

While the Insured is living, the Owner may exercise all of the rights and options described in the Contract. The Insured is the Owner unless the application specifies another person as the Owner, or the Owner is changed thereafter. If the Owner is not the Insured and dies before the Insured, ownership of the Contract will pass to the Owner's estate, unless a successor Owner has been designated.

THE CONTRACT

You may transfer ownership of the Contract by giving Notice to the Service Center. The transfer or change must be approved by us before it is valid. If approved, it will be effective on the date Notice was signed or on the date it was received at the Service Center if Notice is not dated.

Thrivent does not allow assignment of variable life insurance contracts to life settlement or viatical companies.

To the extent permitted by law, Contract benefits are not subject to any legal process for the payment of any claim against the payee, and no right or benefit will be subject to claims of creditors (except as may be provided by assignment).

Modifying the Contract

No representative of Thrivent except the president or the secretary may change any provisions of the Contract.

PREMIUMS

Flexible Premiums

This Contract is a flexible premium contract. Premiums may be paid at any time and in any amount, subject to some restrictions. All premium payments must be in U.S. dollars drawn on a U.S. bank. Generally, we do not accept cash, starter checks (checks without pre-printed registration), traveler's checks, credit card courtesy checks, most third-party checks or other types of payments defined as not acceptable in our standard procedures. There are no scheduled premium due dates. However, we have the ability to assist you by scheduling planned periodic premiums. Planned periodic premiums are premiums you elect to pay on a regular basis. We will send you billing statements for an amount you select. You may select quarterly, semi-annual or annual statements. You may also elect to make pre-authorized automatic premiums using our electronic payment program. In most cases, you may make changes in frequency and payment amounts at any time with adequate notice.

Termination and Maturity

Your Contract will terminate if the Insured dies, if you surrender the Contract, if you exercise the right to full payout under the accelerated death benefit rider, if a premium required to keep the Contract in force has not been paid by the end of the grace period or due to excess loan. If the Contract is in effect at age 100, it will mature (end) and the Cash Value less any outstanding loan and loan interest will be paid to you.

State Variations

Any state variations in the Contract are covered in a special Contract form for use in that state. See your Contract for details.

We recommend that you pay at least a Death Benefit Guarantee Premium to protect your Contract from lapsing. Paying this minimum premium amount ensures that your Contract will not lapse in the event the Surrender Value is not sufficient to pay the monthly deductions. See *Death Benefit Guarantee*. In certain circumstances, a premium payment may cause the Contract to be characterized as a modified endowment contract. See *Federal Tax Matters*. You should discuss the amount and frequency of your premiums with your financial professional.

Net Premiums & Premium Allocation

We deduct from each premium a 3% premium expense charge for sales expenses. The remainder of the premium is the "Net Premium." The premium expense charge may not be deducted in certain situations. Net Premiums are the amounts we direct to the various Subaccounts and/or Fixed Account according to your allocation instructions.

PREMIUMS

We will allocate your Net Premium according to the allocation instructions on your application or most recent allocation instructions on file. Your allocation must be in whole percentages and total 100%. If the allocation request is not completed, is not in whole percentages, or does not total 100%, then the request will be treated as not in Good Order. We will process the allocation request when it is in Good Order. You may change your allocation percentages for future payments at any time by giving us Notice.

If we receive your premium before the close of regular trading on the New York Stock Exchange (NYSE) (usually 4:00 p.m. Eastern Time, the time we determine the value of the Accumulation Units) on a Valuation Date, allocation occurs at the end of the day in which we receive your payment. If we receive your premium on a non-Valuation Date or after the NYSE closes, the allocation occurs as of the end of the next Valuation Date.

Premium in Default and Grace Period

Unless a Death Benefit Guarantee is in effect, a premium is in default on a Monthly Deduction Date if a monthly deduction to be made on that date would result in a Surrender Value less than zero. You will be given 61 days from the date notice is mailed to you (in most states) to pay the required premium in order to avoid lapse. In addition, whenever a Contract loan exceeds the Cash Value less any surrender charges, and the Death Benefit Guarantee is not in effect, the grace period provision will apply. We will notify you of the premium required to keep the Contract in force. The amount indicated in the notice will be based on the Valuation Date on which the notice is produced. The amount needed to prevent the Contract from lapsing may increase or decrease daily based on fluctuations in the Subaccounts you selected.

You should discuss the amount with your financial professional. The Contract will continue in force through the grace period.

If the Insured dies during the grace period, the Death Benefit payable will be reduced by the amount of the monthly deductions due and unpaid and the amount of any outstanding Contract loan.

Limits

We reserve the right to:

- ◆ limit any increase in planned periodic premiums;
- ◆ limit the amount of payments in addition to planned periodic payments; and
- ◆ refuse any premium that adversely affects life insurance qualification under the Internal Revenue Code.

The Internal Revenue Code excludes from gross income, life insurance death benefits and increases in Cash Value prior to receipt by the Owner. To qualify for this exclusion, federal tax law limits the premiums you may pay and requires that the Cash Value be limited to a certain percentage of the Death Benefit. We will return the portion of any premium payment that causes the limit on premiums to be exceeded.

In the event of a reduction in the Specified Amount, or other changes to the Contract which cause the premiums paid or the Cash Value to exceed the applicable limit stated in the Internal Revenue Code regarding the definition of life insurance, we will refund any excess premiums or cash necessary to comply with the limit stated in the Internal Revenue Code.

IRS rules govern the tax treatment of life insurance contracts. We have the right to limit or refund a premium payment or make distributions from the Contract as necessary to continue to qualify the Contract as life insurance under federal tax law or to avoid the classification of your Contract as a “modified endowment contract” (MEC). If mandated under applicable law, we may be required to reject a premium payment.

Your Contract could be classified as a MEC if premiums paid exceed certain dollar thresholds or if certain transactions are processed. Except as described below, we will apply only the portion of the premium payment(s) (including electronic payments) that will not cause the Contract to become a MEC and will return the balance to the premium payer without applying it to the Contract. The portion of the payment that is applied to the Contract will be credited as of the Valuation Date the payment was determined to be in

PREMIUMS

Good Order. Additionally, except as described below, a request for any transaction (such as a reduction in Face Amount) that would immediately cause the Contract to become a MEC will be deemed not in Good Order. We will notify you if a requested transaction would immediately cause your Contract to become a MEC and will not process that transaction unless and until we have received your instruction to proceed and allow MEC status.

The following exceptions apply to this process:

1. When your Contract is initially issued, we will either accept or reject the full premium payment. We will accept a full premium payment that results in MEC status only if we have received acknowledgement of MEC status signed by you on forms acceptable to us. Otherwise, if allocation of the full premium payment would result in MEC status, we will consider the Application to be not in Good Order and will not issue the Contract and will not allocate any portion of the premium until the Application is in Good Order.
2. If your Contract is not on an electronic payment program, and if the start of the next MEC Contract Year is within 14 calendar days of the date the premium is received, and allocating all or a portion of the payment on the first day of the next MEC Contract Year will not cause the Contract to become a MEC, then:
 - a. upon receipt we will allocate, as described above, only the portion of the premium payment that will not cause the Contract to become a MEC; and
 - b. we will wait to allocate the balance of the payment that can be applied without causing your Contract to become a MEC on the first day of the next MEC Contract Year or if the first day of the next MEC Contract Year is not a Valuation Date, then the payment will be allocated as of the next following Valuation Date; and
 - c. we will return to the premium payer, without allocating it to the Contract, any remaining balance that, as of the first day

of the next MEC Contract Year, still would have caused the Contract to become a MEC; and

- d. no interest will be paid to you or the premium payer from the date of receipt of the premium payment to the date it is either allocated to your Contract or returned to you.
3. You may also provide instructions directing us to allocate any specific premium payment and/or process any specific transaction even if MEC status will result. Those instructions must indicate that you consent to your Contract being treated as a MEC. You should consult with your tax advisor before doing so. Those instructions must be received with the applicable premium payment or transaction request that will result in MEC status. We do not allow advance elections for future premium payments or future transactions that may result in MEC status on your Contract.

For more information on MECs, see *Federal Tax Matters*.

Electronic Payment Program

Our electronic payment program allows you to make premium payments (or loan repayments) to your Contract on a regularly scheduled basis by having money automatically withdrawn from your checking or savings account, or other applicable payment source, rather than being billed. Under this plan, we draw from your account on the date you select and we will allocate premiums to the Subaccount(s) or Fixed Account according to your instructions. However, if the purchase date you have chosen falls on a weekend (or holiday) in any given month, we will treat your order as being received by us on the next Valuation Date. To set up the electronic payment program you may complete the applicable section on the application or, after the time of application, by giving us Notice.

CONTRACT VALUES

Cash Value

The Cash Value of your Contract is equal to the sum of the values in the Contract's Subaccount(s) and Fixed Account. The Cash Value of your Contract, at any one time, is determined by: multiplying the total number of Accumulation Units for each Subaccount by its appropriate current Accumulation Unit value; adding together the resulting values of each Subaccount; and adding any value in the Fixed Account.

While loans are not deducted from Cash Value, loans do reduce the amount you would receive upon surrender of your Contract, upon the death of the Insured and the amount available to pay charges. Loans do not share in the investment performance of the Subaccounts and accrue interest charges which may result in less interest credited to your Contract than if the amounts were allocated to the Fixed Account.

Over the life of your Contract, many factors determine its Cash Value. They include:

- ◆ premiums paid;
- ◆ the investment experience of the Subaccounts;
- ◆ interest credited to the Fixed Account;
- ◆ loans taken and loan repayments;
- ◆ partial withdrawals taken; and
- ◆ charges and deductions taken.

Because a Contract's Cash Value is based on the variables listed above, it cannot be predetermined. The value in the Subaccounts will largely be determined by market conditions and investment experience of the underlying Portfolios. The Owner will bear all such risk.

The Cash Value of the Contract changes daily. The value of the Fixed Account is guaranteed as to principal and interest at 4% subject to the Contract charges and deductions. There is no guaranteed minimum cash value for any Subaccount.

Fixed Account Cash Value

The Fixed Account cash value reflects Net Premiums allocated to the Fixed Account, transfers of Cash Value to or from the Subaccounts, interest credited, and any

deductions. Each day the cash value in the Fixed Account will change based upon these factors. Review your Contract for further detail.

Variable Account Cash Value

Number of Accumulation Units

The number of Accumulation Units in any Subaccount may increase or decrease at the end of each Valuation Period. This fluctuation depends on the transactions that occur in the Subaccount during the Valuation Period. When transactions occur, the actual dollar amounts of the transactions are converted to Accumulation Units. The number of Accumulation Units is determined by dividing the dollar amount of the transaction by the Accumulation Unit Value of the Subaccount at the end of the Valuation Period during which the transaction occurs.

The number of Accumulation Units in a Subaccount increases when the following transactions occur during the Valuation Period:

- ◆ Net Premiums are allocated to the Subaccount; or
- ◆ cash value is transferred to the Subaccount from another subaccount or from the Fixed Account.

The number of Accumulation Units in a Subaccount decreases when the following transactions occur during the Valuation Period:

- ◆ cash value is transferred from the Subaccount to another Subaccount or to the Fixed Account, including loan transfers;
- ◆ partial withdrawals and partial withdrawal charges are taken from the Subaccount;
- ◆ monthly deductions or transfer charges are taken from the Subaccount;
- ◆ any charge for a Death Benefit Option change is allocated to the Subaccount;
- ◆ any charge for a Contract change is allocated to the Subaccount; or
- ◆ surrender charges are allocated to the Subaccount.

CONTRACT VALUES

Accumulation Unit Value

For each Subaccount, the initial Accumulation Unit Value was set when the Subaccount was established. The Accumulation Unit Value may increase or decrease from one Valuation Period to the next. At the end of each Valuation Period, the Accumulation Unit Value for a Subaccount is equal to (a) multiplied by (b) where:

- (a) Is the Accumulation Unit Value for that Subaccount at the end of the prior Valuation Period.
- (b) Is the net investment factor for that Subaccount for that period.

Net Investment Factor

The net investment factor for a Subaccount measures investment performance of that Subaccount. The net investment factor for a Subaccount for a Valuation Period is determined by dividing (a) by (b) where:

- (a) Is the sum of
 - (i) The net asset value per share of the corresponding Portfolio of the Subaccount at the end of the Valuation Period; plus
 - (ii) The per share amount of any dividend or capital gain distribution made by the Portfolio if the “ex-dividend” date occurs during the Valuation Period; plus or minus

- (iii) A per share charge or credit for any taxes reserved for that we determine to be a result of the investment operation of the Portfolio.

- (b) Is the net asset value per share of the corresponding Portfolio of the Subaccount at the end of the prior Valuation Period.

Surrender Value

The Surrender Value is the total amount you may withdraw from the Contract. It is equal to the Cash Value less any surrender charges and any outstanding loan principal and accrued interest. The Surrender Value changes daily, reflecting increases and decreases in the value of the Portfolios in which the assets of the Subaccounts are invested. It is possible for the Surrender Value of your Contract to decline to zero because of unfavorable investment performance or outstanding loans.

You will be advised as to the number of Accumulation Units which are credited to the Contract, the current Accumulation Unit Values, Subaccount cash value, Fixed Account cash value, the total Cash Value and the Surrender Value at least annually.

DEATH BENEFITS

The primary reason to buy a life insurance Contract is for the Death Benefit it provides in the event of the Insured’s death. The Death Benefit is the amount payable upon the death of the Insured. At the time of purchase, you chose between two Death Benefit Options: the level Death Benefit Option or the variable Death Benefit Option. We determine the amount payable as of the date of the Insured’s death depending on the Death Benefit Option chosen. Any loans, unpaid loan interest and partial withdrawals will reduce the amount of the Death Benefit.

Level Death Benefit Option

As the name suggests, the Death Benefit for this option remains level, but in limited situations will vary. Under this option, the Death Benefit is the greater of the Specified Amount, or the death benefit factor multiplied by Cash Value. If you keep your Contract in force for several years and your Cash Value continues to increase, your Death Benefit may be increased by a death benefit factor. This factor helps to ensure that your Death Benefit is large enough to qualify as life insurance under federal tax law. The death benefit factor depends upon your age at your date of death. For ages 0 through 40,

DEATH BENEFITS

the factor is 2.5 and afterwards the factor will decrease until reaching 1 at age 95. Your Contract includes a table of the death benefit factors.

If the Insured dies on a Valuation Date, the Cash Value portion of the calculation will be determined as of the date of death. If the Insured dies on a non-Valuation Date, the Subaccount Cash Value portion of the calculation will be determined as of the next Valuation Date.

You should consider the Level Death Benefit Option if:

- ◆ you do not expect your insurance needs to generally increase; or
- ◆ you would like to minimize your insurance costs.

In general, the level Death Benefit Option provides greater potential for growth in Cash Value than the variable Death Benefit Option. By choosing the level Death Benefit Option, any increases in Cash Value reduce the actual amount of insurance at risk and lower your cost of insurance.

Variable Death Benefit Option

The variable Death Benefit Option provides a Death Benefit that varies over time. Under this option, the Death Benefit will be the greater of the Specified Amount plus Cash Value, or the death benefit factor (described above) multiplied by Cash Value. The Death Benefit fluctuates correspondingly with your Cash Value.

If the Insured dies on a Valuation Date, the Cash Value portion of the calculation will be determined as of the date of death. If the Insured dies on a non-Valuation Date, the Subaccount Cash Value portion of the calculation will be determined as of the next Valuation Date.

You should consider the variable Death Benefit Option if:

- ◆ you expect your insurance needs to increase, or
- ◆ you want to have the potential for an increasing Death Benefit.

In general, the variable option provides the potential for a greater Death Benefit than the level option.

Changing Your Death Benefit Option

You may request to change your Death Benefit Option at any time. If we approve the change: (i), we will increase or decrease the Specified Amount so your Death Benefit immediately after the change will be the same as immediately before the change, and (ii) we will compute the Contract charges and make the appropriate changes.

If you change from the level Death Benefit Option to the variable Death Benefit Option, we will reduce your Specified Amount by the amount of Cash Value you have accumulated on the date the change takes place. We will not allow the change if it reduces your Specified Amount below \$10,000. If you change from the variable Death Benefit Option to the level Death Benefit Option, your Specified Amount increases. The increase is determined so your Death Benefit immediately after the change will be the same as immediately before the change. We may require proof of insurability for an increase in your Specified Amount.

Changing your Contract from a level to a variable Death Benefit Option may result in the assessment of a surrender charge. The decrease in Specified Amount and any surrender charge will be subtracted from previous increases in the Specified Amount, starting with the most recent, then from the original Specified Amount. The Specified Amount decreases so your Death Benefit immediately after the change will be the same as immediately before the change. Additionally, we reserve the right to charge a \$25 change fee against your Cash Value for each Death Benefit Option change.

There may be tax consequences when you change your Death Benefit Option. Please consult your tax advisor before making any such change.

Changing Your Specified Amount

You chose the Specified Amount when you applied for the Contract. You may change the Specified Amount by giving us Notice. We will not permit any change that would result in your Contract being disqualified as a life insurance contract under Section 7702 of the Internal

DEATH BENEFITS

Revenue Code. Changing the Specified Amount may have tax consequences and you should consult a tax advisor before doing so.

Increasing Your Specified Amount

Subject to our underwriting guidelines and policies, you have the right to increase the Specified Amount at any time on or before the Contract Anniversary following the Insured's 80th birthday.

Requirements for increasing your Specified Amount are:

- ◆ Increases must be at least \$10,000; and
- ◆ you must provide proof of insurability for the increase interest, if and as required by our standards;
- ◆ you must provide proof of insurable interest, if you are not the Insured, if and as required by our standards.

When we approve an increase in your Specified Amount, it is effective as of the date shown on your Contract amendment.

Increases in your Specified Amount will result in additional charges to cover the increased amount at risk. We compute charges at the existing rates at the time of increase. Each increase will be subject to our issue expense charge. We base the issue expense charge on the Insured's sex and age as of the last Contract Anniversary. This charge will apply for the number of months shown on your amended Contract specification page. The cost of insurance rates for each increase will vary based on factors such as sex (in most states), risk class, age and the time elapsed since issue.

A new set of surrender charges will also apply to each increase in the Specified Amount. We show these new charges on the amended Contract specification page of your Contract. However, the surrender charges will only be assessed if your Specified Amount is later decreased and the surrender charge is still in effect for that part of the Specified Amount the was decreased. See *Charges and Deductions* for additional information regarding this charge.

Sometimes an increase in the Specified Amount, along with other factors, may cause a Contract to be classified as a modified endowment contract and could have potentially negative tax consequences. See *Federal Tax Matters*. Please consult your tax advisor before making any such increases.

Decreasing Your Specified Amount

On or after your first Contract Anniversary, you have the right to decrease your Specified Amount.

Requirements for decreasing your Specified Amount are:

- ◆ the Specified Amount remaining in effect cannot be less than \$10,000; and
- ◆ premiums or Cash Value must be in compliance with Internal Revenue Code's limits.

The decrease will become effective as of the date we receive the request at the Service Center. We will subtract the decrease first from any previous increases in the Specified Amount, starting with the most recent, then from the original Specified Amount.

We subtract a surrender charge from the Cash Value if a surrender charge is in effect for that part of the Specified Amount decreased. We show you the surrender charges applicable to you on the *Table of Surrender Charges* in your Contract.

A decrease in your Specified Amount may cause your Contract to be classified as a modified endowment contract and could have other tax consequences. Please consult your tax advisor before decreasing your Specified Amount. See *Federal Tax Matters*.

Death Claims

In the event of the death of the Insured, we must receive Notice of death at our Service Center. Notice should include the Insured's name and Contract number. A financial professional may assist in making such a claim.

As long as the Contract remains in force and the Death Benefit is payable, we will pay the Death Benefit to the Beneficiary upon receipt at our Service Center of all forms, requirements and due proof of the Insured's death.

DEATH BENEFITS

Payment of Benefits

In addition to traditional lump sum payments, other payment options are available. All or part of the life insurance proceeds from death, maturity or surrender may be placed in one of several settlement options. Proceeds distributed according to a settlement option do not vary with the investment performance of the Variable Account. Contract Owners may select or change a settlement option prior to, or after, the Insured's death. If you are the Contract Owner and the Insured, your Beneficiary may choose a settlement option at the time of making a claim for Death Benefits. The minimum amount that we will apply to a settlement option is \$1,000. Once the Beneficiary chooses a settlement option, we will issue an agreement for that settlement option. In the settlement option agreement, we will reflect guaranteed payments, if any.

Settlement Options

Option 1: Interest

Under this settlement option, the proceeds are left with Thrivent to accumulate interest. We will pay a rate of interest of at least 3% annually on the proceeds that remain with us. The payee may withdraw all or part of the proceeds at any time.

Option 2: A Selected Amount of Income

With this settlement option the payee elects to receive a fixed amount at regular intervals until the proceeds with interest have all been paid. The payment period may not exceed 30 years. Interest accumulates on the amount that remains with us until the proceeds are all paid out. For example, if your Beneficiary elected to receive \$10,000, paid annually, we would pay \$10,000 annually until we pay out all of the remaining proceeds. The final payment may be smaller than prior payments.

We will pay a rate of interest of at least 3% annually. The amount of interest may be greater than the guaranteed amount. Unless the income election was irrevocable, the payee may withdraw the Commuted Value of all remaining payments at any time. If the Commuted Value is withdrawn, we will make no further payments.

Option 3: A Specified Period

This option provides payments at regular intervals. The payee may elect a specified number of months or years, but may not select a period exceeding the greater of 30 years.

We will pay a rate of interest of at least 3% annually on the proceeds that remain with us. The amount of interest we pay may be greater than the guaranteed amount. Unless the income election was irrevocable, the payee may withdraw the Commuted Value of any remaining payments at any time. If the Commuted Value is withdrawn, we will make no further payments.

Option 4: Life Payment

This settlement option is a form of annuity payment that continues until the annuitant's death. The payee is the person receiving the income. We make payments to the payee at regular intervals during the annuitant's life. Upon electing this option, the payee also selects a guaranteed period of not more than 360 months or selects no guaranteed period at all. If the annuitant dies during the guaranteed payment period, payments will continue to a Beneficiary named for the settlement option until the guaranteed payment period expires. The longer the guaranteed payment period, the lower the amount of regular payment. In other words, the payment amount the payee receives would be higher if the payee chose no guaranteed payment period. However, the risk the payee takes is that he or she may die shortly after we issue the settlement agreement. The agreement would then terminate and all payments would cease.

The amount of the payments depends on the age and, where permitted, sex of the annuitant at the time the settlement agreement is established. We show representative guaranteed payments in the settlement option section of the Contract. These rates are based on a guaranteed effective annual interest rate of 3.5% using the "1983 Table a" annuitant mortality table.

Option 5: Joint & Survivor

This settlement option is another form of annuity payment or life income available when both annuitants are alive when the settlement option is chosen. We will pay an income as long as at least one of the two

DEATH BENEFITS

annuitants is alive. The amount of payments is determined based on the lives of both of the annuitants. A guaranteed payment period of 10 or 20 years may be selected or no guaranteed payment period at all may be selected. Under certain circumstances, the guaranteed period may be extended. However, the period cannot exceed 30 years from the time this option is selected.

Upon the death of one of the persons named to receive payments, we will continue to make payments of the same amount to the survivor for the remainder of the guaranteed payment period. At the end of this period, if the survivor is still living, the payments may be reduced if a reduction factor was chosen at issue. We pay the reduced amount until the survivor annuitant's death. If the survivor also dies during the guaranteed payment period, the remaining guaranteed payments continue to a designated Beneficiary. The Beneficiary has an option to take a lump sum payment. If no guarantee payment period was selected, all payments will cease and the agreement terminates.

The amount of the payments depends on the age and, where permitted, sex of the annuitants at the time we issue the settlement agreement. In addition, any selection of a guaranteed payment period or any reduction factor will influence the payments. We show representative guaranteed payments in the settlement option section of the Contract. These rates are based on a guaranteed effective annual interest rate of 3.5% using the "1983 Table a" annuitant mortality table.

We may also offer other settlement options at our discretion.

Death Benefit Guarantee

The Death Benefit Guarantee ensures that your coverage will continue even if the Cash Value is insufficient to pay the current monthly deductions. However, the guarantee is contingent upon timely payment of a minimum premium amount known as the Death Benefit Guarantee Premium.

The Death Benefit Guarantee Premium is the minimum monthly premium required to keep your Death Benefit Guarantee in effect. We show your particular Death Benefit Guarantee Premium in your Contract. Your Death Benefit Guarantee Premium is equal to:

- ◆ a factor based on age, sex, and risk class, multiplied by your Specified Amount, then the resulting amount is divided by 1,000;
- ◆ plus the monthly administrative charge of \$4;
- ◆ plus the required premiums for each additional benefit you choose.

Each month, we will determine if your Death Benefit Guarantee remains in effect. The Death Benefit Guarantee will remain in effect if:

- ◆ the sum of all premiums paid (less any partial withdrawals) is greater than or equal to the Death Benefit Guarantee Premium multiplied by the number of months since the Contract Issue Date, plus any outstanding loan balance; and
- ◆ the Insured's age is less than 65 or the Contract has been in effect no more than 10 years.

If the first part of the test is not met, we will notify you within 30 days after the day which it has been determined that an insufficiency has occurred. We will generally allow you two months to pay sufficient premiums or loan repayments to satisfy the Death Benefit Guarantee Premium. If you do not pay the required premium, the Death Benefit Guarantee will expire and we cannot reinstate it. However, this does not necessarily terminate your Contract. See *Contract Lapse and Reinstatement*.

If you change your Specified Amount or riders, we will correspondingly change the Death Benefit Guarantee Premium. Any new Death Benefit Guarantee Premium is required from the first Monthly Deduction Date following the change.

Please note that the Death Benefit Guarantee will terminate automatically at age 65 or 10 years after the Issue Date, whichever is later. After automatic termination, the insurance coverage provided by the Contract will be funded by your Cash Value. The Contract will remain in force until your Cash Value is

DEATH BENEFITS

not large enough to pay monthly deductions or your Contract reaches its maturity date. See *Contract Lapse and Reinstatement*.

In some states, the Death Benefit Guarantee is not available for certain risk classes.

PARTIAL WITHDRAWALS AND SURRENDERS

You may surrender your Contract and receive your Surrender Value or make a partial withdrawal by giving us Notice at our Service Center. The surrender or partial withdrawal will not be processed until we receive your request in Good Order. You may obtain information as to a surrender or partial withdrawal by contacting your financial professional or calling our Service Center at (800) 847-4836. We do not accept telephone requests for surrenders.

Verification of Identity

We require a Medallion Signature Guarantee for any surrender, partial withdrawal or loan disbursement in an amount of \$500,000 or more. Certain requests of less than \$500,000 require either a Medallion Signature Guarantee, a notarized signature, or an attestation of your signature by a Thrivent financial professional. These authentication procedures are designed to protect against fraud. Such an authentication procedure may be required for a:

- ◆ Request to receive funds with a value of \$100,000 or more;
- ◆ Request to receive funds if there has been a change of address for the Contract Owner within the preceding 15 days; and
- ◆ Certain other transactions as determined by us.

A Medallion Signature Guarantee is a stamp provided by a financial institution that guarantees your signature. You sign the Thrivent approved form and have the signature(s) guaranteed by an eligible guarantor institution such as a commercial bank, trust company, brokerage firm, credit union, or a savings bank participating in the Medallion Signature Guarantee Program. We may waive the Medallion Signature Guarantee in limited circumstances. A Notary Public is an individual who is authorized to authenticate signatures and can be found in law firms or many of the same places that an individual who provides Medallion Signature Guarantees can be found. Attestation by a financial professional requires the verification and witness of your signature by a Thrivent financial professional. You should consider the tax implications of a surrender or loan before you make a request. See *Federal Tax Matters*.

Complete information pertaining to your individual situation is available through our Service Center at (800) 847-4836.

Partial Withdrawals

Partial withdrawals offer you a way to access your Cash Value. You may withdraw part of your Surrender Value by giving us Notice. The amount of a partial withdrawal may not exceed the Surrender Value on the date of the request. We do not require a minimum amount to be withdrawn. Withdrawals are implemented by either the redemption of Accumulation Units and/or reduction in the Fixed Account balance. The partial withdrawal will be taken from the Subaccounts and Fixed Account according to: the ratio that the Contract's cash value in the Subaccount or Fixed Account bears to the total Cash Value of the Contract at the time of the partial withdrawal; or any other administrative option you choose that is available at the time of the partial withdrawal. A \$25 charge will be deducted from the Cash Value for each partial withdrawal after the first one in any Contract Year. An amount withdrawn may not be repaid.

A partial withdrawal may have tax consequences. It is important to note that if the Specified Amount is decreased (including as a result of partial surrender), there is a possibility that the Contract might be classified as a modified endowment contract. See *Federal Tax Matters*.

For a Contract with the Level Death Benefit Option:

A partial withdrawal will reduce your Cash Value, Specified Amount, Death Benefit and the amount of premiums considered paid to meet the Death Benefit Guarantee Premium requirement. If the Death Benefit is equal to the Specified Amount at the time of the partial withdrawal, the amount of the reduction in the Death Benefit will be equal to the amount of the partial withdrawal. If the Death Benefit is greater than the specified amount, (a) the Specified Amount will be reduced by the amount (if any) by which the partial withdrawal amount exceeds the difference between the Death Benefit and the Specified Amount, and (b) the

PARTIAL WITHDRAWALS AND SURRENDERS

new Death Benefit will be based on the Death Benefit factor, cash value, and Specified Amount after the reduction.

The Specified Amount remaining in effect after a partial withdrawal may not be less than \$10,000. We will not grant any request for a partial withdrawal that would reduce the Specified Amount below this amount.

For a Contract with the Variable Death Benefit Option:

A partial withdrawal will reduce the Cash Value, Death Benefit and the amount of premiums paid. Since the premiums paid are reduced, partial withdrawals also affect the amount of premiums considered paid to meet the Death Benefit Guarantee Premium requirement. A partial withdrawal will not reduce the Specified Amount. A partial withdrawal may have tax consequences. See *Federal Tax Matters*.

Surrender

You may surrender this Contract for its Surrender Value by giving Notice to our Service Center. If you surrender your Contract, you will receive the Cash Value less any surrender charge and outstanding loan balance. Alternatively, at any time while the Insured is living (and before Attained Age 100) you may surrender this Contract and apply the Surrender Value as a single premium to purchase paid-up life insurance on the Insured.

A full surrender of your Contract may have tax consequences. See *Federal Tax Matters*.

Postponement of Payments

We typically process any surrender, partial withdrawal, Death Benefit, loan, transfer or settlement option within 7 days after receipt of all applicable written and telephone requests and/or proof of death of the Insured. We may postpone payment of any amount due from the Variable Account for a surrender, partial withdrawal, transfer, loan or on the death of the Insured whenever:

- ◆ the New York Stock Exchange is closed or trading is otherwise restricted;
- ◆ the SEC has determined that an emergency exists;
- ◆ the SEC requires that trading be restricted; or
- ◆ the SEC, by order, permits such postponement for the protection of Contract Owners.

We also may postpone any transfer from the Fixed Account or payment of any portion of the amount payable upon surrender, partial withdrawal or loan from the Fixed Account for not more than 6 months from the day we receive Notice and, if required, your Contract.

If we postpone payment for 10 days or more, the amount of the postponed payment will earn interest during that period of not less than 4% per year, or such higher rate as required by law.

If mandated under applicable law, we may be required to reject a premium payment and/or otherwise block access to a Contract Owner's account, and thereby refuse to pay any request for transfers, partial withdrawals, surrenders or Death Benefits. Once restricted, money is held in that account until instructions are received from the appropriate authority.

TRANSFERS

While the Insured is alive and the Contract is in force, you may transfer the Cash Value among the Subaccounts and Fixed Account by submitting a proper Notice to our Service Center.

You may make twelve transfers per Contract Year from Subaccounts without charge. There will be a \$25 charge for each transfer in excess of twelve.

Only one transfer may be made from the Fixed Account in each Contract Year. The transfer may not exceed the greater of \$500 or 25% of the cash value in the Fixed Account at the time of transfer. This transfer is not subject to any charge.

Any transfer among the Subaccounts or to the Fixed Account will result in the crediting and cancellation of Accumulation Units based on the Accumulation Unit values. Calculations are made as of the end of the Valuation Period during which a proper transfer request is received. The transfer amount must be at least \$500. If it is for the entire cash value from an account, the transfer amount may be less. Of the total transfer being made, the amount transferred to any Subaccount or to the Fixed Account must be at least \$50.

Frequent Trading Policies

Because short-term or frequent transfers, purchases and redemptions of Contract value among Subaccounts pose risks to Contract Owners, we place limits on frequent trading practices. Such risks include potentially impaired investment performance due to disruption of portfolio management strategies, increased transactions costs, and dilution of fund shares (and, therefore, unit values) thereby negatively impacting the performance of the corresponding Subaccount.

We have policies and procedures to discourage frequent transfers of value among Subaccounts. We use reasonable efforts to apply the policies and procedures uniformly. Several different tactics are used to detect and prevent excessive trading within the Subaccounts.

As described in this section, we impose a fee if the transfers made within a given time period exceed a maximum contractual number.

We also use a combination of monitoring Contract Owner activity and further restricting certain Contract Owner transfers based on a history of frequent transfers among subaccounts. When monitoring Contract Owner activity, we may consider several factors to evaluate transfer activity including, but not limited to, the amount and frequency of transfers, the amount of time between transfers and trading patterns. In making this evaluation, we may consider trading in multiple contracts under common ownership or control.

If we determine that you are engaging in excessive trading activity, we will request that you cease such activity immediately. If we determine that you are continuing to engage in excessive trading, we will restrict your Contract so that you can make transfers on only one business day each calendar month and any such transfers must be separated by at least 20 calendar days. We reserve the right to reject or restrict any transfer request, without notice for any reason.

In addition, the underlying funds may have adopted restrictions designed to discourage frequent trading practices, and we reserve the right to enforce these policies and procedures.

Although we seek to deter and prevent frequent trading practices, there are no guarantees that all activity can be detected or prevented. Contract Owners engaging in such trading practices use an evolving variety of strategies to avoid detection and it may not be possible for operational and technological systems to reasonably identify all frequent trading activity. Contract Owners still may be subject to their harmful effects if Thrivent is unable to detect and deter abusive trading practices.

TELEPHONE AND ONLINE TRANSACTIONS

You may perform certain transactions online or over the telephone if we receive proper authorization from you.

We have adopted reasonable security procedures to ensure the authenticity of instructions, including requiring identifying information, recording telephone conversations and providing written confirmations of transactions. Nevertheless, we honor instructions from any person who provides the correct identifying information. Be aware that there is a risk of possible loss to the Owner if an unauthorized person uses this service in the Owner's name. Thrivent disclaims any liability for losses resulting from such transactions by reason of their not having been properly authorized. However, if Thrivent does not take reasonable steps to help ensure that such authorizations are valid, Thrivent may be liable for such losses.

Certain circumstances may prevent you from conducting transactions including but not limited to the event of a disaster, equipment malfunction, or overload of telephone system circuits. Should circumstances prevent you from conducting a telephone or online transaction, we recommend you provide us with written Notice. If, due to malfunction or other circumstances, the request is incomplete or not fully comprehensible, we will not process the transaction.

We reserve the right to suspend or limit telephone and online transactions.

LOANS

While the Insured is living and your Contract is in force, you may, by giving Notice, use your Cash Value as security to borrow up to 92% (in most states) of your Surrender Value. Interest will accrue on a daily basis at a maximum annual rate of 8% on the loan balance until you reach your 15th Contract Anniversary. Thereafter the rate will drop to a maximum 7.25% per year. (Please note that these rates are the maximum rates; current rates may be less.) When a loan is made, cash value in the Fixed Account will be used as security for the loan. To ensure that the Fixed Account has enough cash value to secure the loan, cash value will be transferred from the Subaccounts or Fixed Account according to the ratio

Owners can complete certain transactions online at thrivent.com or complete telephone transactions by contacting the Service Center at (800) 847-4836.

Timely Processing

We will process all requests in a timely fashion. Requests received prior to 4:00 p.m. Eastern Time (or sooner if the NYSE closes prior to 4:00 p.m. Eastern Time) on a Valuation Date will use the Accumulation Unit Value as of the close of regular trading on the NYSE on that Valuation Date. We will process requests received after that time using the Accumulation Unit Value as of the close of regular trading on the NYSE of the following Valuation Date. An online transaction payment will be applied on the effective date you select. This date can be the same day you perform the transaction as long as the request is received prior to 4:00 p.m. Eastern Time. The effective date cannot be a date prior to the date of the online transaction.

Once we issue your Contract, we will process payment of any amount due from any Subaccount within seven calendar days after we receive Notice. Payment may be postponed if the NYSE is closed. Postponement may also result for such other periods as the SEC may permit. Payment from the Fixed Account may be deferred up to six months.

that the cash value in the Subaccounts or Fixed Account bears to the total cash value; or according to any other administrative option you choose and available at the time of the loan. The amount transferred will continue to be treated as part of the Contract's Cash Value.

Each month, if the total loan (principal plus accrued interest) exceeds the total Fixed Account cash value, the difference will be transferred from the Subaccounts to the Fixed Account as security for the loan. If the transfer date does not fall on a Valuation Date, we use values from the preceding Valuation Date.

LOANS

A lower interest rate may be credited to the portion of the Fixed Account cash value that equals the amount of the total outstanding loan. We determine the rate credited. The rate credited will never be less than 4% annually. Therefore, the net cost of the loan will be a maximum of 4% on loans before the Contract's 15th Anniversary and 3.25% thereafter. (Separately, interest is charged on any loan at an annual rate of 8%, dropping to 7.25 % after 15th anniversary.)

While your Contract is in force, you may repay, at any time, all or part of your loan. You must indicate when a loan repayment is being made. All loan payments must be in U.S. dollars drawn on a U.S. bank. Generally, we do not accept cash, starter checks (checks without pre-printed registration), traveler's checks, credit card courtesy checks, or third-party checks. Upon your request, we will set up a loan repayment schedule for you. When you repay all or part of a loan, we will increase the portion of the Cash Value in the

Subaccounts by the amount of the repayment that is allocated to the Subaccounts and transplanted from the Fixed Account. Repayments will be allocated according to your premium investment allocation. Total Cash Value does not increase as a result of a loan repayment. The longer the loan is outstanding, the greater the negative impact it will have on Cash Value growth.

A loan will reduce your Surrender Value as well as your Death Benefit. Depending upon investment performance of the Subaccounts and the amounts borrowed, loans may cause your Contract to lapse. If your Contract lapses with an outstanding loan, adverse tax consequences may result. You should carefully consider the impact on your Contract's Death Benefit, before exercising these privileges.

A loan may have tax consequences. See *Federal Tax Matters*.

CONTRACT LAPSE AND REINSTATEMENT

Lapse

Your Contract will lapse (that is, terminate without value) if:

- ◆ your monthly charges are greater than your Surrender Value;
- ◆ your Death Benefit Guarantee is not in effect; and
- ◆ payment sufficient to cover the next two monthly deductions is not received within 61 days (in most states) of notification of the Cash Value deficiency.

If the Contract lapses, a tax may result.

If this Cash Value deficiency occurs, the only right remaining is the right to reinstate your Contract within certain limitations. The requirements for reinstatement and associated limitations are described below and in more detail in your Contract.

Reinstatement

You may reinstate the Contract any time within three years after it has lapsed. However, reinstatement cannot occur if the Contract was surrendered. To reinstate your Contract you must submit proper evidence of insurability and pay a premium equal to:

- ◆ the reinstated loan amount; plus
- ◆ any surrender charge at the time of reinstatement; plus
- ◆ the first two monthly deduction amounts after reinstatement; less
- ◆ the Cash Value at termination; less
- ◆ any surrender charge credited back at reinstatement; plus
- ◆ the new surrender charge taken for any reduction in the Specified Amount you request at reinstatement plus 3% on the sum of the above to cover the sales charge.

CONTRACT LAPSE AND REINSTATEMENT

The premium paid upon reinstatement will be used first to pay any unpaid monthly deductions that occurred during the grace period. Your Contract will then be reinstated as of the date we approve your application for reinstatement. Reinstatement within 90 days of lapse and within the same calendar year as the lapse is most beneficial for minimizing related taxes.

If you reinstate your Contract, we will not contest the validity of the reinstated Contract after it has been in effect for two years from the date of reinstatement. Subsequently, any contest will be limited to statements made in the application for reinstatement.

A Contract that is reinstated more than 90 days after lapse has a higher likelihood of becoming a MEC (See *Federal Tax Matters*).

CHARGES AND DEDUCTIONS

Charges are necessary to pay Death Benefits and to cover the expenses generated by issuing, distributing and administering the Contract. We expect to profit from one or more of the charges under the Contract. We can use these profits from any of these charges for any corporate purpose including our fraternal activities.

The initial surrender charge is assessed on a per thousand basis. The amount per thousand of Specified Amount varies by sex (in most states), risk class and Issue Age. This declining charge terminates at the end of the 10th Contract Year. Beginning in the 11th year after the Issue Date (assuming no increases in Specified Amount), the surrender charge will be zero. We list your surrender charges in your Contract.

Transaction Fees

Charges Deducted from Premiums (Percent of Premium Charge)

We charge a premium expense charge of 3% on premiums. The resulting amount available after the charge is the Net Premium. We use this charge to cover the costs of sales and other expenses. We credit the Net Premium to the Subaccounts and Fixed Account according to your allocation instructions.

If you increase your Contract's Specified Amount, a new surrender charge schedule is applicable to that amount, in addition to the existing surrender charge. It is based on an amount per thousand of the Specified Amount increase. We list your actual surrender charges for the increased Specified Amount separately on an amendment to your Contract. We will mail the amendment to you after we process the request for increase in Specified Amount. During the first three years, the surrender charge for the Specified Amount increase is level, thereafter it declines annually by 1/8th of the initial charge.

Surrender Charge

If you choose to surrender your Contract or reduce your Specified Amount, we will reduce your cash value by the applicable surrender charge. Surrender charges compensate us for expenses associated with underwriting, issuing and distributing the Contract. We deduct the surrender charge proportionately from each of your Subaccounts and the Fixed Account. For the first three years of the Contract, surrender charges remain level then grade to zero by the end of the 10th Contract Year. Surrender charges are based upon your Issue Age, sex (in most states), risk class and duration of the Contract. New surrender charges begin with each Specified Amount increase.

CHARGES AND DEDUCTIONS

The following is an example of surrender charges for a 40-year-old male, \$150,000 Specified Amount and a standard nonsmoker risk class:

<u>Contract Year</u>	<u>Surrender charge per Thousand Dollars</u>
1	\$12.66
2	12.66
3	12.66
4	11.07
5	9.49
6	7.91
7	6.33
8	4.75
9	3.16
10	1.58
11	0.00

If you decrease the Specified Amount while the surrender charge applies, we assess a surrender charge. We assess the charge proportionately to the amount of the decrease, based on the surrender charges for the Specified Amount from which the decrease is subtracted. We subtract the amount of decrease first from any previous increase in the Specified Amount, starting with the most recent, and then from the original Specified Amount.

Withdrawal Charge

We charge up to \$25 for each partial withdrawal after the first partial withdrawal each Contract Year. This charge is in addition to the amount withdrawn.

Transfer Charge

You may make up to twelve transfers per Contract Year from Subaccounts without charge. We charge \$25 for each transfer in excess of twelve. This charge is added to the amount transferred. Transfers resulting from loans, the exchange privilege, change in Subaccount investment policy, or the initial reallocation of premiums from the Thrivent Money Market Subaccount do not count as transfers for the purpose of assessing this charge.

Contract Change Fee

We reserve the right to charge \$25 from Cash Value for each change you make to your Contract. Such Contract changes include but are not limited to, a change in Specified Amount, risk class, Death Benefit Options, and riders.

Monthly Deductions from Cash Value

We deduct certain charges from Cash Value on a monthly basis. We refer to these charges as monthly deductions. Monthly deductions are deducted from each Subaccount or Fixed Account on a basis proportional to the Cash Value in the Contract. For the Fixed Account, we reduce the Cash Value by the proportion that the Cash Value in the Fixed Account bears to the Cash Value of the entire Contract. For Subaccounts, we redeem sufficient Accumulation Units from each Subaccount in the proportion that cash value each Subaccount bears to the Cash Value of the entire Contract. We deduct charges on the same date each month, beginning with the Issue Date, provided that day of the month is a Valuation Date. If that day of the month does not fall on a Valuation Date, we use the preceding Valuation Date. Because portions of the many deductions (e.g., the cost of insurance) can vary from month to month, the aggregate monthly deductions also will vary.

The monthly deductions consist of:

- ◆ the cost of insurance charge;
- ◆ the monthly mortality and expense risk charge;
- ◆ the monthly administrative charge;
- ◆ the monthly issue expense charge; and
- ◆ any applicable charges for supplemental insurance benefits and riders available under the Contract.

Cost of Insurance

We assess a monthly cost of insurance charge to compensate us for underwriting the Death Benefit. The charge depends on a number of variables (including Issue Age, sex unless the Contract is issued in a unisex class as indicated in your Contract, risk class, rating class, duration, and Specified Amount) that would cause it to vary from Contract to Contract.

CHARGES AND DEDUCTIONS

The primary factors in the determination of the cost of insurance are the cost of insurance rate (or rates) and the net amount at risk. The cost of insurance charge for the initial Specified Amount equals: the cost of insurance rate for the Insured's age shown in your Contract, multiplied by the net amount at risk for the initial Specified Amount of your Contract divided by 1,000. Factors that affect the amount at risk, including investment performance, payment of premiums, charges, withdrawals and loans. We deduct the cost of insurance charge on each date we assess monthly deductions, starting with your Contract Issue Date.

We use a standard method of underwriting in determining the cost of insurance. The factors that go into standard underwriting are:

- ◆ the amount of insurance applied for,
- ◆ the proposed Insured's age,
- ◆ outcome of medical testing,
- ◆ reports from physicians (attending physicians' statements); and
- ◆ other information such as financial information may be required.

Based on the above information, standard coverage may be offered, or if it is determined that risks for a proposed Insured are higher than would be the case for a healthy individual, the proposed Insured may receive a rating which increases premiums, or in some cases, the proposed Insured may be declined.

Cost of Insurance Rates

Cost of insurance rates are determined for the initial Specified Amount and each increase in Specified Amount. Actual cost of insurance rates may change, and we will determine the actual monthly cost of insurance rates based on our expectations as to future mortality experience.

Actual cost of insurance rates will never be greater than the guaranteed maximum cost of insurance rates set for in the Contract. These guaranteed rates are not greater than the 1980 Commissioners Standard Ordinary Mortality Table B. We currently use cost of insurance

rates that are lower than the annual guaranteed cost of insurance rates, and we reserve the right to raise those current rates.

The cost of insurance rates generally increase as the Insured's Attained Age increases. The risk class of an Insured also will affect the cost of insurance rate. Insureds in the standard underwriting class will have a lower cost of insurance rate than those in risk classes involving higher mortality risk. The standard risk class is divided into categories: smoker and non-smoker. Non-smoker Insureds will generally have a lower cost of insurance rate than similarly situated Insureds who smoke.

We use a standard method of underwriting in determining the cost of insurance. We use the same guidelines in determining premiums for the cost of insurance for the Contract as we would for any other life insurance contract we offer.

Mortality and Expense Risk Fees

For Contracts in force for less than 15 years, we will assess a monthly mortality and expense risk charge guaranteed never to exceed 0.075% of the total Subaccount cash value (approximately 0.9% annually). The charge is applied to the total Cash Value in the Subaccounts on each Monthly Deduction Date. For Contracts in force for at least 15 years, we will assess a monthly mortality and expense rate guaranteed to be at least 0.04166% percent (approximately 0.5% annually) less than the effective rate for Contracts that have not reached their 15th Contract Anniversary. Therefore, for Contracts in force for at least 15 years, the maximum annual charge will never exceed 0.4%.

The mortality risk assumed is that insureds, as a group, may live for a shorter period of time than we estimate and, therefore, the cost of insurance charges specified in the Contract would be insufficient to meet actual claims. The expense risk is that expenses incurred in issuing and administering the Contracts and operating the Variable Account may be greater than the charges we assess for such expenses. We may use any profit to pay distribution, sales and other expenses.

CHARGES AND DEDUCTIONS

Administrative Charge

We deduct a charge of \$4 to cover administrative costs. This charge covers such expenses as premium billing and collection, Cash Value calculation, transaction confirmations and periodic reports.

Issue Expense Charge

We deduct a charge to cover costs of issuing a Contract. We deduct this charge for the first 36 months after the Issue Date and at the time of each Specified Amount increase. This charge varies by age, risk class, Specified Amount and, in most states, sex.

Rider or Additional Benefit Charge

If your Contract includes riders or additional benefits, we will deduct an additional benefit charge from the Cash Value for those benefits. Benefits include guaranteed purchase option, disability waiver, applicant waiver and accidental death.

Portfolio Company Charges

The value of the net assets of each Subaccount reflects the investment advisory fee and other expenses incurred by the underlying Portfolios in which the Subaccount invests. For more information on these fees and expenses, refer to the Fund's summary prospectuses and *Fee Tables* above.

Variation or Reduction of Charges

We may vary the charges and other terms of the Contracts if special circumstances result in reduced sales expenses, administrative expenses, or various risks. These variations will not be unfairly discriminatory to the interests of other Contract Owners. Variations may occur in Contracts sold to members of a class of associated individuals, an employer or other entities representing an associated class.

FEDERAL TAX MATTERS

General

The following discussion of the federal income tax treatment of the Contract is not exhaustive, does not purport to cover all situations, and is not intended as tax advice. The federal income tax treatment of the Contract is unclear in certain circumstances, and a qualified tax advisor should always be consulted with regard to the application of law to individual circumstances. This discussion is based on the Internal Revenue Code of 1986, as amended (the "Code"), Treasury Department regulations, and interpretations existing on the date of this Prospectus. These authorities, however, are subject to change by Congress, the Treasury Department, and judicial decisions.

This discussion generally does not address state or local tax consequences associated with the purchase of the Contract. In addition, WE MAKE NO GUARANTEE REGARDING ANY TAX TREATMENT—FEDERAL, STATE OR LOCAL—OF ANY CONTRACT OR OF ANY TRANSACTION INVOLVING A CONTRACT.

Estate, Gift and Generation-Skipping Transfer Tax Considerations

The transfer of the Contract or designation of a Beneficiary may have federal, state, and/or local transfer and inheritance tax consequences, including the imposition of gift, estate, and generation skipping transfer taxes. For example, the transfer of the Contract to, or the designation as a Beneficiary of, or the payment of proceeds to, a person who is assigned to a generation which is two or more generations below the generation assignment of the Contract Owner may have generation-skipping transfer tax consequences in addition to gift and estate tax consequences under federal tax law.

The individual situation of each Contract Owner or Beneficiary will determine the extent, if any, to which federal, state, and local transfer and inheritance taxes may be imposed and how ownership or receipt of Contract proceeds will be treated for purposes of federal, state and local estate, inheritance, generation-skipping and other taxes. If this Contract is used with estate and

FEDERAL TAX MATTERS

gift tax planning in mind, you should consult with your tax advisor as to the most up-to-date information as to federal estate, gift, and generation skipping tax rules.

Tax Status of the Variable Account

We are treated as the owner of the assets of the Variable Account for federal tax purposes. Also, the Variable Account is not separately taxed as a “regulated investment company” under the Code. Both the investment income and realized capital gains of the Variable Account (i.e., the income and capital gains distributed to the Variable Account by the Fund) are reinvested without tax under current law. We reserve the right in the future to make a charge against the Variable Account or the Cash Value of a Contract for any federal, state, or local income taxes that are incurred and that we determine to be properly attributable to the Variable Account or the Contract. We will promptly notify you of any such charge.

Taxation of the Contract—In General

Tax Status of the Contract

Section 7702 of the Code establishes a statutory definition of life insurance for federal tax purposes. While the requirements of this section of the Code are complex and limited guidance has been provided from the Internal Revenue Service (the “IRS”) or otherwise, Thrivent believes that the Contract will meet the current statutory definition of life insurance, which places limitations on the amount of premiums that may be paid and the Cash Values that can accumulate relative to the Death Benefit. As a result, the Death Benefit payable under the Contract will generally be excludable from the Beneficiary’s gross income, and gains and other income credited under the Contract will not be taxable unless certain withdrawals are made (or deemed to be made) from the Contract prior to the Insured’s death, as discussed below. This tax treatment generally will only apply, however, if (1) the investments of the Variable Account are “adequately diversified” in accordance with Treasury Department regulations, and (2) Thrivent, rather than the Contract Owner, is considered the owner of the assets of the Variable Account for federal income tax purposes.

The Code and Treasury Department regulations prescribe the manner in which the investments of a segregated asset account, such as the Variable Account, are to be “adequately diversified.” If the Variable Account fails to comply with these diversification standards, the Contract will not be treated as a life insurance contract for federal income tax purposes and the Contract Owner would generally be taxed currently on the income on the Contract (as defined in the tax law). We expect that the Variable Account, through the Funds, will comply with the diversification requirements prescribed by the Code and Treasury Department regulations.

In certain circumstances, variable life insurance contract owners may be considered the owners, for federal income tax purposes, of the assets of a segregated asset account, such as the Variable Account, used to support their contracts. In those circumstances, income and gains from the segregated asset account would be includible in the contract owners’ gross income on a current basis. The IRS has stated in published rulings that a variable contract owner will be considered the owner of the assets of a segregated asset account if the owner possesses incidents of ownership in those assets, such as the ability to exercise investment control over the assets.

The ownership rights under the Contract are similar to, but different in certain respects from, the ownership rights described in certain other IRS rulings where it was determined that contract owners were not owners of the assets of a segregated asset account. For example, the Owner of this Contract has the choice of more investment options to which to allocate premium payments and the Cash Value than were addressed in such rulings. These differences could result in the Contract Owner being treated as the owner of all or a portion of the assets of the Variable Account and thus subject to current taxation on the income and gains from those assets. In addition, we do not know what standards will be set forth in any further regulations or rulings which the Treasury Department or the IRS may issue. We, therefore, reserve the right to modify the Contract as necessary to attempt to prevent Contract Owners from being considered the owners of the assets of the Variable Account. However, there is no assurance that such efforts would be successful.

FEDERAL TAX MATTERS

The remainder of this discussion assumes that the Contract will be treated as a life insurance contract for federal tax purposes.

Tax Treatment of Death Benefits

In general, the amount of the Death Benefit payable from a Contract by reason of the death of the Insured is excludable from gross income under section 101 of the Code. Certain transfers of the Contract for valuable consideration, however, may result in a portion of the Death Benefit being taxable.

If the Death Benefit is not received in a lump sum and is, instead, applied under certain settlement options (other than settlement option 1), generally payments will be prorated between amounts attributable to the Death Benefit, which will be excludable from the Beneficiary's income, and amounts attributable to interest (accruing after the Insured's death), which will be includible in the Beneficiary's income. If the Death Benefit is applied under settlement option 1 (Interest Income), the interest credited will be currently includible in the Beneficiary's income.

The Death Benefit may be subject to state and/or federal estate and/or inheritance tax. The entire amount of Death Benefit will be included in the taxable estate of an Insured if the Insured possesses control (referred to as "incidents of ownership") over the Contract at the time of death or control has not been transferred more than three years prior to death. Many factors determine if an estate is subject to estate and/or inheritance tax such as the size of the taxable estate, timing of death and the applicable state law.

Tax Deferral During Accumulation Period

Under existing provisions of the Code, except as described below, any increase in a Contract's Cash Value is generally not taxable to the Contract Owner unless amounts are received (or are deemed to be received) from the Contract prior to the Insured's death. Amounts received (or deemed to be received) from the Contract are treated as ordinary income for tax purposes. If there is a full surrender of the Contract, an amount equal to the excess of the amount received over the "investment in the contract" will generally be includible in the Contract Owner's income. The "investment in the

contract" generally is the aggregate premiums and other consideration paid for the Contract, less the aggregate amount received under the Contract previously to the extent such amounts received were excludable from gross income.

Similarly, if the Insured is living on the maturity date, the amount payable on that date (Cash Value reduced by contract debt and unpaid monthly deductions) will be includible in the Contract Owner's income if it exceeds the "investment in the Contract."

As discussed below, the taxation of partial surrenders and other amounts deemed to be distributed from the Contract depends, in part, upon whether the Contract is considered a "modified endowment contract" ("MEC") for federal income tax purposes. The status of a Contract as a MEC also may affect whether a 10% penalty tax applies upon a surrender or other distribution, as discussed below.

Taxation of Contracts that Are Not MECs

Tax Treatment of Partial Withdrawals from Contracts that Are Not MECs—In General

If the Contract is not a MEC (described below), the amount of any partial withdrawal from the Contract generally will be treated first as a non-taxable recovery of premium and then as income received from the Contract. Thus, a partial withdrawal from a Contract that is not a MEC generally will not be includible in income except to the extent it exceeds the investment in the contract immediately before the partial withdrawal.

Certain Distributions Required by the Tax Law in the First 15 Contract Years

As indicated above, Section 7702 of the Code places limitations on the amount of premiums that may be paid and the Cash Values that can accumulate relative to the Death Benefit. Where cash distributions are required under Section 7702 of the Code in connection with a reduction in benefits during the first 15 years after the Contract is issued (or if cash distributions are made in anticipation of a reduction in benefits, within the meaning of the tax law, during this period), some or all of such amounts may be includible in income notwithstanding the general rule described in the

FEDERAL TAX MATTERS

preceding paragraph. A reduction in benefits may result upon a decrease in the Face Amount, upon a change from one Death Benefit Option to the other, if a partial withdrawal is made, and in certain other instances.

Tax Treatment of Loans from Contracts that Are Not MECs

If a Contract is not a MEC, a Contract loan generally will be treated as indebtedness of the Contract Owner. As a result, no part of any Contract loan will constitute income to the Contract Owner so long as the Contract remains in force. However, in those situations where the interest rate credited to the Loan Account equals or is nearly the same as the interest rate charged for the loan, it is possible that some or all of the loan proceeds may be includible in income. If a Contract lapses when a Contract loan is outstanding, the amount of the Contract loan outstanding, including any accrued and unpaid loan interest, will be treated as the proceeds of a surrender for purposes of determining whether any amounts are includible in the Contract Owner's income. The amount of Debt over and above that secured by Cash Value is taxable as cancellation of indebtedness. Reinstatement of the lapsed contract within the same calendar year of the lapse may help minimize tax implications.

Generally, interest paid on any Contract loans will not be tax deductible. A limited exception to this rule exists for certain interest paid in connection with certain "key person" insurance. Contract Owners should consult a tax advisor regarding the deductibility of interest incurred in connection with this Contract.

Taxation of Contracts that Are MECs

Characterization of a Contract as a MEC

In general, a Contract will be considered a "modified endowment contract" under section 7702A of the Code (i.e., as a MEC) if (1) the Contract is received in exchange for a life insurance contract that was a MEC, or (2) the Contract is entered into on or after June 21, 1988 and premiums are paid into the Contract more rapidly than the rate defined by a "7-Pay Test." This test generally provides that a Contract will fail this test (and thus be considered a MEC) if the accumulated amount paid under the Contract at any time during the first 7 Contract Years exceeds the cumulative sum of the net

level premiums which would have been paid to that time if the Contract provided for paid-up future benefits after the payment of 7 level annual premiums. A material change of the Contract (as defined in the tax law) will generally result in a reapplication of the 7-Pay Test. In addition, any reduction in benefits during a 7-Pay testing period, including a Contract that lapses due to nonpayment of premiums (unless it is reinstated within 90 days) will affect the application of this test. We will monitor the Contracts and will attempt to notify Contract Owners on a timely basis if a Contract becomes a MEC. The Contract Owner may then request that we take any steps that may be available to avoid treatment of the Contract as a MEC, if that is desired.

Tax Treatment of Partial Withdrawals, Loans, Assignments, and Pledges Where a Contract is a MEC

If the Contract is a MEC, partial withdrawals from the Contract will be treated first as withdrawals of income and then as a recovery of the investment in the Contract. Thus, partial withdrawals will be includible in income to the extent the Cash Value exceeds the investment in the Contract. The amount of any outstanding loans, including any accrued loan interest, will be treated as a withdrawal for tax purposes. In addition, distributions made within two years before a failure to meet the 7-Pay Test are treated as made under a MEC.

The discussion above regarding the tax treatment of deductibility of interest on loans and of lapses while loans are outstanding under the caption "*Tax Treatment of Loans from Contracts that Are Not MECs*" also generally applies to Contracts which are MECs.

If the Contract Owner assigns or pledges any portion of the Cash Value (or agrees to assign or pledge any portion), such portion will be treated as a withdrawal for tax purposes. The Contract Owner's investment in the Contract is increased by the amount includible in income with respect to any assignment, pledge, or loan, though it is not affected by any other aspect of the assignment, pledge, or loan (including its release or repayment). Before assigning, pledging, or requesting a loan under a Contract treated as a MEC, a Contract Owner should consult a tax advisor.

FEDERAL TAX MATTERS

Penalty Tax

Generally, proceeds of a full or partial surrender (or the amount of any deemed withdrawal, such as in the case of loans, assignments and pledges) from a MEC are subject to a penalty tax equal to 10% of the portion of the proceeds that is includible in income. This penalty tax does not apply where the surrender or deemed withdrawal is made (1) after the Contract Owner attains age 59½, (2) because the Contract Owner has become disabled (as defined in the tax law), or (3) as substantially equal periodic payments over the life or life expectancy of the Contract Owner (or the joint lives or life expectancies of the Contract Owner and his or her Beneficiary, as defined in the tax law).

Aggregation of Contracts that Are MECs

All life insurance contracts which are treated as MECs and which are purchased by the same person(s) from Thrivent, or any of our affiliates, within the same calendar year will be aggregated and treated as one contract for purposes of determining the tax on withdrawals (including deemed withdrawals). Contracts issued by different companies that subsequently merge are not aggregated. The effects of such aggregation are not always clear; however, it could affect the amount of a full or partial surrender (or a deemed withdrawal) that is taxable and the amount which might be subject to the 10% penalty tax described above.

Contracts Not Owned by Individuals

In the case of life insurance contracts issued to a non-natural taxpayer, or held for the benefit of such an entity, the tax law provides that a portion of the taxpayer's otherwise deductible interest expenses may not be deductible as a result of ownership of the contract even if no loans are taken under the contract. An exception to this rule is provided for certain life insurance contracts which cover the life of an individual who is a twenty percent owner, or an officer, director, or employee, of a trade or business at the time first covered by the Contract. Entities that are considering purchasing the Contract, or entities that will be beneficiaries under a Contract, should consult a tax advisor.

Section 1035 Exchanges

Section 1035 of the Code provides that no gain or loss will be recognized on the exchange of a life insurance contract for another life insurance contract, endowment contract, annuity contract, or qualified long-term care insurance contract, provided that certain requirements are met. If the Contract is being issued in exchange for another life insurance contract, the requirements that must be met to receive tax-free treatment under Section 1035 of the Code include, but are not limited to: (1) the contracts must have the same insured, and (2) your old contract must be exchanged for the new contract either through an assignment of your old contract to the new insurer or by a direct transfer of the account value of the old contract to the new insurer. If your old contract was a MEC, the new life insurance contract also will be a MEC. You cannot exchange an endowment, annuity, or qualified long-term care insurance contract for a life insurance contract tax-free. If any money or other property is received in the exchange ("boot") that satisfies the requirements of section 1035 of the Code, gain (but not loss) will be recognized equal to the lesser of the gain realized on the exchange or the amount of the boot received.

Generally, the new contract will have the same investment in the contract as the exchanged contract. However, if boot is received in the exchange the investment in the contract may be adjusted. Special rules and procedures apply to section 1035 exchanges. These rules can be complex, and if you wish to take advantage of section 1035, you should consult a tax and/or legal advisor.

Accelerated Death Benefits

If an Insured is "terminally ill," as defined in the tax law, accelerated death benefits paid under a life insurance contract generally will be excludable from income under section 101 of the Code. Exceptions apply for certain business-related contracts and in certain situations where a Contract has been transferred for value. Under the tax law, an individual is considered "terminally ill" if the individual has been certified by a physician (as defined in the tax law) as having an illness or physical condition which can reasonably be expected to result in death in 24 months or less after the date of the certification.

FEDERAL TAX MATTERS

Amounts paid under the Accelerated Benefits Rider may, in some (but not all) circumstances, satisfy this requirement. In addition, benefits under the Accelerated Benefits Rider may be excludable from income in certain other circumstances. If you wish to receive benefits pursuant to the Accelerated Benefits Rider and have not been certified by a physician as “terminally ill,” within the meaning of the tax law, you should consult a tax advisor regarding the tax treatment of such benefits.

Actions to Ensure Compliance with the Tax Law

We believe that the maximum amount of premiums and other values that we have determined for the Contracts will comply with the federal tax definition of life insurance under section 7702 of the Code. We will monitor the amount of premiums paid and, if the premiums paid exceed those permitted by the tax definition of life insurance, we will refund the excess premiums with interest thereon to the extent required by the Code. We also reserve the right to increase the Death Benefit (which may result in larger charges under a Contract) or to take any other action deemed necessary to ensure the compliance of the Contract with the federal tax definition of life insurance.

Other Considerations

Changing the Contract Owner, designating an irrevocable Beneficiary, exchanging the Contract, increasing and decreasing the Face Amount, changing from one Death Benefit Option to another, and other changes under the Contract may have tax consequences (other than those discussed herein) depending on the circumstances of such change or event. Additionally, receipt of maturity benefit proceeds on the maturity date (if applicable) may have tax consequences. This list and the discussion herein are not exhaustive. Other transactions with respect to a Contract may also have federal income or other tax consequences. Federal estate, and state and local estate, inheritance and other tax consequences of ownership or receipt of Contract proceeds depend on the circumstances of each Contract Owner or Beneficiary.

In the case of an “employer-owned life insurance contract” as defined in the tax law that is issued (or deemed to be issued) after August 17, 2006, the portion

of the death benefit excludable from gross income generally will be limited to the premiums paid for the contract. However, this limitation on the death benefit exclusion will not apply if certain notice and consent requirements are satisfied and one of several exceptions is satisfied. These exceptions include circumstances in which the death benefit is payable to certain heirs of the insured or to acquire an ownership interest in a business, or where the contract covers the life of a director or an insured who is “highly compensated” within the meaning of the tax law. These rules, including the definition of an “employer-owned life insurance contract,” are complex, and you should consult with your advisers for guidance as to their application.

Federal Income Tax Withholding

We will withhold and remit to the federal government a part of the taxable portion of full and partial withdrawals made under a Contract unless the Contract Owner notifies us in writing, and such Notice is received at the Service Center at or before the time of the full or partial withdrawal, that he or she elects not to have any amounts withheld. This election out of withholding is not permitted in certain circumstances. Regardless of whether the Contract Owner requests that no taxes be withheld or whether we withhold a sufficient amount of taxes, the Contract Owner will be responsible for the payment of any taxes including any penalty tax that may be due on the amounts received. The Contract Owner may also be required to pay penalties under the estimated tax rules if the Contract Owner’s withholding and estimated tax payments are insufficient to satisfy the Contract Owner’s tax liability.

Nonresident Aliens and Other Foreign Persons

The discussion above provides general information regarding U.S. federal withholding tax consequences to life insurance purchasers that are U.S. citizens or residents. Purchasers or Beneficiaries that are not U.S. citizens or residents will generally be subject to U.S. federal withholding tax on taxable distributions (including taxable Death Benefit Proceeds) from life insurance policies at a 30% rate, unless a lower treaty rate applies. Prospective purchasers that are not U.S. citizens or residents and other foreign persons should

FEDERAL TAX MATTERS

consult with a tax advisor regarding federal tax withholding with respect to distributions from a Contract.

FATCA Withholding

If the payee of a distribution (including the Death Benefit) from the Contract is a foreign financial institution (“FFI”) or a non-financial foreign entity (“NFFE”) within the meaning of the Code as amended

by the Foreign Account Tax Compliance Act (“FATCA”), the distribution could be subject to U.S. federal withholding tax on the taxable amount of the distribution at a 30% rate irrespective of the status of any beneficial owner of the Contract or the nature of the distribution. The rules relating to FATCA are complex, and a tax advisor should be consulted if an FFI or NFFE is or may be designated as a payee with respect to the Contract.

SUPPLEMENTAL BENEFITS AND RIDERS

We offer several riders or additional benefits that you can add to your Contract. Certain of these riders are subject to age and underwriting requirements and may be added or cancelled at any time. We generally deduct any monthly costs for these riders from Cash Value as part of the monthly deduction. (See *Fee Table* for more information regarding rider expenses.) Your Thrivent Financial professional can help you determine whether certain riders are appropriate for you. We describe any riders included with your Contract more fully in your Contract. Accordingly, the following summaries do not include all the terms, limitations and conditions.

Accelerated Death Benefit for Terminal Illness Rider

You may add this rider at any time without cost. This rider allows you to receive the present value of the Death Benefit tax free if eligibility requirements are met. Eligibility requirements include doctor certification that the insured is terminally ill. State variations apply.

Accidental Death Benefit

This rider generally provides an additional cash benefit when the Insured dies from accidental bodily injury. You may choose the amount of coverage up to the same amount as the Specified Amount of your Contract. Any Accidental Death Benefit payable would be in addition to your basic Death Benefit. The premium for this rider is a per-thousand rate multiplied by the accidental death amount.

Disability Waiver

Generally, this rider provides that, in the event of your disability, we will pay your cost of insurance and expense deductions until the earlier of your age 100 or your recovery from disability. The premium for this rider is a per-thousand rate based on age multiplied by the net amount at risk for the current month.

Applicant Waiver

This rider enables the applicant on a juvenile Contract to have deductions waived if the applicant becomes disabled (as described above). The premium for this rider is a per-thousand rate based on age multiplied by the net amount at risk for the current month. The premium applies until the rider terminates. The rider will terminate on the earlier of the following:

1. On midnight of the day before the anniversary of the Issue Date of the rider on or after the Insured’s 21st birthday; or
2. When control of the Contract is transferred.

Guaranteed Purchase Option

You may want this rider if, you think in the future, you may want to increase the amount of coverage. Purchasing this option allows you to increase the amount of coverage without having to show evidence of insurability. The premium is a per-thousand rate multiplied by the size of the guaranteed purchase amount.

DISTRIBUTION OF THE CONTRACTS

For financial professionals who are registered representatives of Thrivent Investment Management Inc., the following applies:

Thrivent Investment Management Inc., 625 Fourth Avenue South, Minneapolis, Minnesota 55415, an indirect subsidiary of Thrivent, is a registered broker-dealer and acts as principal underwriter and distributor of the Contracts pursuant to a distribution agreement with us. Thrivent Investment Management Inc. also acts as the distributor of a number of other variable annuity and variable life insurance contracts we offer.

The financial professional in this transaction is a duly licensed registered representative of Thrivent Investment Management Inc. and is also an appointed insurance producer of Thrivent.

Our financial professionals predominately sell insurance and annuity products of ours. It is more profitable for us and our affiliates if you purchase products issued by us instead of those issued by other insurance companies. As a result, we have a financial interest in the sale of the Contract, and an incentive to recommend that you purchase a contract issued by Thrivent instead of a contract issued by another company. Sales of Thrivent insurance products, which include variable annuity and variable life insurance contracts, help support our mission of service to congregations and communities. This gives both the organization and our members an opportunity to promote volunteerism, aid those in need, strengthen non-profit organizations and address critical community needs.

In addition, your financial professional may be paid differently depending on the product or service he or she recommends. As a result, your financial professional in this transaction may have a financial incentive to recommend that you purchase one product instead of another.

From time to time and in accordance with applicable laws and regulations, financial professionals are eligible for various incentives. These include cash incentives such as bonuses and sales incentives, or other economic benefits. In addition to the commissions or other compensation paid when you purchase or invest in a

product or account, your financial professional may also be paid additional compensation based on factors including the total volume of product sales, length of time that you continue to pay premiums or keep assets invested in the products sold, and the profitability of the products.

Compensation consists of commissions, bonuses and promotional incentives. Commissions pay at a first-year commission rate of 0% to 94% of commissionable premiums paid into the Contract. Your financial professional also receives a premium based trail compensation ranging from 0% to 7% annually.

Your financial professional may receive asset-based compensation in the amount of 0.0% to 0.3% of the Cash Value, if eligible. If you elect a settlement option, we pay commissions to the financial professional ranging from 0.25% to 0.99% of the premium applied to the settlement option, if eligible.

Financial professionals are eligible to be paid back a portion of what they spent on marketing their financial services to the public.

For financial professionals who are registered representatives of Selling Firms, the following applies:

We and the principal underwriter of the Contracts have entered, and may enter, into selling agreements with broker-dealers that are unaffiliated with us ("Selling Firms"). The financial professional in a transaction through a Selling Firm is a registered representative of the Selling Firm, and an appointed insurance producer of Thrivent Financial. The following paragraphs describe how payments are made by us to unaffiliated Selling Firms.

The terms of any agreement governing compensation may vary among Selling Firms. The prospect of receiving, or the receipt of, compensation may provide Selling Firms and/or their registered representatives with an incentive to favor sales of the Contracts over other variable contracts (or other investments) with respect to which the Selling Firms do not receive compensation or receive lower compensation. You should take such

DISTRIBUTION OF THE CONTRACTS

payment arrangements into account when considering and evaluating any recommendation relating to the Contracts.

The maximum commission we pay to Selling Firms is 100% of first year commissionable premiums, plus up to .10% of a Contract's Cash Value annually and up to 3% of paid premiums.

The registered representative typically receives a portion of the compensation we pay to the Selling Firm, based on the agreement between the Selling Firm and its

registered representative. You may ask registered representatives how they will be personally compensated. The compensation described above is not charged directly to you or your Contract.

The compensation is paid from our resources, which include fees and charges imposed on your Contract.

LEGAL PROCEEDINGS

There are no legal proceedings to which the Variable Account is a party or to which the assets of the Variable Account are subject. Neither Thrivent nor Thrivent Investment Management Inc. is involved in any litigation that is of material importance in relation to their financial condition or that relates to the Variable Account.

FINANCIAL STATEMENTS

The financial statements of Thrivent and the Variable Account are contained in the Statement of Additional Information.

HOW TO CONTACT US

Telephone:

1-800-847-4836

Internet:

Thrivent.com

Additional Premiums (variable products):

Thrivent
P.O. Box 8061
Appleton, WI 54912-8061

Transfers, Surrenders, Withdrawals or Other Requests:

Thrivent
P.O. Box 8075
Appleton, WI 54912-8075

Express Mail:

Thrivent
4321 N. Ballard Road
Appleton, WI 54919-3400

For Wire Transfer Instructions, please contact 1-800-847-4836.

DEFINITIONS

Accumulation Unit: A unit of measure used to calculate the cash value in each Subaccount of the Variable Account.

Accumulation Unit Value: On any Valuation Date, the value of the Accumulation Unit of each Subaccount of the Variable Account.

Attained Age: The Insured's age on the Contract Anniversary on or immediately prior to that day.

Beneficiary: The person(s) named by the Contract owner to receive the Death Benefit under the Contract. A Beneficiary need not be a natural person.

Cash Value: The total value of the Contract, which is equal to the sum of the Subaccount cash values plus Fixed Account cash value.

Commuted Value: The present value of any remaining future payments for the rest of the guaranteed payment period.

Contract: The flexible premium variable life insurance Contract offered by us (Thrivent) and described in this prospectus. The Contract consists of the certificate of membership and insurance, including any attached riders, endorsements or amendments, the application and our Articles of Incorporation and Bylaws.

Contract Anniversary: The same day and month in each succeeding year as the Issue Date.

Contract Year: The 12-month period following the Issue Date or a Contract Anniversary. The Contract Year is always based upon the time elapsed since the Issue Date.

Death Benefit: The amount paid upon the death of the Insured.

Death Benefit Guarantee: A Contract provision that guarantees that insurance coverage will not lapse if your Cash Value is not adequate to cover the current monthly deductions necessary. You must pay enough premium in the event your Cash Value is not adequate.

Death Benefit Guarantee Premium: The minimum monthly premium required to keep your particular Contract's Death Benefit Guarantee in effect. Different combinations of age, sex, risk class, Specified Amount and additional benefits will result in different Death Benefit Guarantee Premiums.

Death Benefit Option: Either of the two methods used to determine the Death Benefit.

Fixed Account: A cash value accumulation option that credits an interest rate. The Fixed Account is part of our General Account. The Fixed Account is not a Subaccount.

Fund: Thrivent Series Fund, Inc., the mutual fund described in the summary prospectuses accompanying this prospectus, consisting of several Portfolios that underlie Subaccounts of the Variable Account.

General Account: The General Account includes all assets we own that are not in the Variable Account or any other separate account.

Good Order: Any request that is submitted with any and all required forms, information, authorization and funds, and is received at our Service Center.

Insured: The person on whose life the Contract is issued.

Internal Revenue Code: The Internal Revenue Code of 1986, as amended.

Issue Age: The age of the Insured as of his or her last birthday on or before the Issue Date.

Issue Date: The date that establishes the Contract Anniversary and the date as of which we began to apply monthly deductions.

MEC Contract Year: The 12-month period following the Date of Issue or a Contract Anniversary unless there has been a material change under IRC Section 7702A. A material change of the Contract (as defined in the tax law) results in a MEC Contract Year based upon the date

DEFINITIONS

of the material change. If there has been more than one material change, the most recent material change will determine the current MEC Contract Year.

Monthly Deduction Date: The date each month on which we deduct charges from Cash Value. These monthly charges occur once each month on the nearest Valuation Date, on or preceding the day of the month which corresponds to the day of the month that we issued the Contract.

Net Premium: The amount invested in the Contract after a 3% charge is taken for sales expenses. The premium expense charge may not be deducted in certain situations.

Notice: A written request or notice signed by the Contract Owner, received in Good Order by us at our Service Center and satisfactory in form and content. While your Contract refers to written request, administratively Notice may meet this requirement.

Owner: The person or entity who owns the Contract. The person may be the Insured or an employer, a trust or any other individual or entity specified in the application.

Portfolio: A portfolio of Thrivent Series Fund, Inc. which is the underlying investment of a corresponding Subaccount which you may select for your Contract.

Portfolio Company: An investment company or mutual fund consisting of several Portfolios that underlies Subaccounts of the Variable Account.

Service Center: Our office at 4321 North Ballard Road, Appleton, Wisconsin 54919-0001. Telephone: (800) 847-4836. E-mail: mail@thrivent.com.

Specified Amount: Initially, the amount of life insurance for which we issued the Contract. The Specified Amount of your Contract may change, as described in your Contract.

Subaccount: A subdivision of the Variable Account. Each Subaccount invests exclusively in the shares of a corresponding Portfolio of the Portfolio Company (the Fund).

Surrender Value: The cash value of the Contract less any applicable surrender charges and outstanding loan balances.

Thrivent: Thrivent Financial for Lutherans, a fraternal benefit society organized under the laws of the state of Wisconsin, owned by and operated for its members. Thrivent is the issuer of the Contracts.

Thrivent Financial professional: A person who is appropriately licensed by state insurance department officials to sell the Contracts, and is a licensed registered representative of Thrivent Investment Management Inc.

Thrivent Investment Management Inc.: An indirect subsidiary of Thrivent and a registered broker-dealer and investment adviser. It serves as principal underwriter of the Contracts.

Valuation Date: Any day upon which both the New York Stock Exchange is open for regular trading and we are open for business.

Valuation Period: The period from the end of one Valuation Date to the end of the next Valuation Date.

Variable Account: Thrivent Variable Life Account I, a segregated asset account that is separate from our General Account.

we, us, our: Thrivent.

you, your: The Owner of the Contract.

OBTAINING ADDITIONAL INFORMATION

To learn more about the Contract, you should read the Statement of Additional Information (SAI) that is incorporated by reference into this prospectus. The table of contents for the SAI is provided below for your reference.

STATEMENT OF ADDITIONAL INFORMATION TABLE OF CONTENTS

GENERAL INFORMATION AND HISTORY

Depositor

Registrant

SERVICES

Service Agreements and Other Service Providers

PREMIUMS

Administrative Procedures

Automatic Premium Loans

ADDITIONAL INFORMATION ABOUT OPERATION OF CONTRACTS AND REGISTRANT

Incidental Benefits

Surrender and Withdrawal

Material Contracts Relating to the Registrant

PRINCIPAL UNDERWRITER

Identification

Offering and Commissions

ADDITIONAL INFORMATION ABOUT CHARGES

Sales Load

Special Purchase Plans

Underwriting Procedures

Increases in Face Amount

LAPSE AND REINSTATEMENT

LOANS

STANDARD AND POOR'S DISCLAIMER

INDEPENDENT REGISTERED PUBLIC ACCOUNTING FIRM AND FINANCIAL STATEMENTS

The prospectus and the SAI are available upon request. You can get these documents and all other documents required to be filed with the SEC free by the following means:

Notice:

Thrivent

Service Center

4321 North Ballard Road

Appleton, WI 54919-0001

Online:

thrivent.com

E-Mail Address:

mail@thrivent.com

Toll-Free Telephone Number:

(800) 847-4836

OBTAINING ADDITIONAL INFORMATION

We will furnish upon request a copy of personalized illustrations of your Contract's Death Benefits, Cash Surrender Values, and Cash Values.

Reports and other information about Thrivent Variable Life Account I are available on the Commission's Internet site at <http://www.sec.gov>.

Thrivent Variable Life Account I
1933 Act Registration No. 333-31011
1940 Act Registration No. 811-08289

APRIL 30, 2020

THRIVENT AGGRESSIVE ALLOCATION PORTFOLIO

SUMMARY PROSPECTUS

This Summary Prospectus is designed to provide investors with key information about the Portfolio in a clear and concise format. Before you invest, you may want to review the Portfolio's complete prospectus, which contains more information about the Portfolio and its risks.

- **If you purchased shares of Thrivent Variable Portfolios through Thrivent Financial:**
You can find the Portfolio's prospectus, reports to shareholders, and other information about the Portfolio online at ThriventPortfolios.com. You can also get this information at no cost by calling 800-847-4839 or by sending an email request to mail@thrivent.com
- **If you purchased shares of Thrivent Variable Portfolios from a firm other than Thrivent Financial:**
You can find the Portfolio's prospectus, reports to shareholders, and other information about the Portfolio online at ThriventPortfolios.com. You can also get this information by calling or emailing your financial advisor.

The Portfolio's prospectus and statement of additional information, both dated April 30, 2020, are incorporated by reference into this Summary Prospectus and may be obtained, free of charge, at the website, phone number or email address noted above.

Shares of the Portfolio are sold only to insurance company separate accounts or to other investment companies funded by insurance company separate accounts. This Summary Prospectus is not intended for use by other investors.

Beginning on January 1, 2021, as permitted by regulations adopted by the U.S. Securities and Exchange Commission, paper copies of the Portfolios' annual and semi-annual shareholder reports will no longer be sent by mail, unless you specifically request paper copies of the reports. Instead, the reports will be made available on the Portfolios' website (ThriventPortfolios.com), and you will be notified by mail each time a report is posted and provided with a website address to access the report.

If you already elected to receive shareholder reports electronically, you will not be affected by this change and you do not need to take any action. You may elect to receive shareholder reports and other communications by enrolling at Thrivent.com/gopaperless.

You may elect to receive all future shareholder reports in paper free of charge. You can call 800-847-4836 to let us know you wish to continue receiving paper copies of your shareholder reports. Your election to receive shareholder reports in paper will apply to all Portfolios held in your insurance company separate account.

Thrivent Aggressive Allocation Portfolio

Investment Objective

Thrivent Aggressive Allocation Portfolio (the "Portfolio") seeks long-term capital growth.

Fees and Expenses

This table describes the fees and expenses that you may pay if you buy and hold shares of the Portfolio. If you own a variable annuity contract or variable life insurance contract, you will have additional expenses including mortality and expense risk charges. Please refer to the prospectus for your variable contract for additional information about charges for those contracts.

SHAREHOLDER FEES (fees paid directly from your investment)	
Maximum Sales Charge (load) Imposed On Purchases (as a % of offering price)	N/A
Maximum Deferred Sales Charge (load) (as a percentage of the lower of the original purchase price or current net asset value)	N/A
ANNUAL PORTFOLIO OPERATING EXPENSES (expenses that you pay each year as a percentage of the value of your investment)	
Management Fees	0.70%
Other Expenses	0.04%
Acquired Fund Fees and Expenses	0.19%
Total Annual Portfolio Operating Expenses	0.93%
Less Fee Waivers and/or Expense Reimbursements ¹	0.17%
Total Annual Portfolio Operating Expenses After Fee Waivers and/or Expense Reimbursements	0.76%

¹ The Adviser has contractually agreed, for as long as the current fee structure is in place and through at least April 30, 2021, to waive an amount equal to any management fees indirectly incurred by the Portfolio as a result of its investment in any other mutual fund for which the Adviser or an affiliate serves as investment adviser, other than Thrivent Cash Management Trust. This contractual provision may be terminated upon the mutual agreement between the Independent Directors of the Portfolio and the Adviser.

EXAMPLE This example is intended to help you compare the cost of investing in the Portfolio with the cost of investing in other mutual funds. The Portfolio is an investment option for variable contracts, and the example does not include charges imposed by variable contracts. If variable contract charges were imposed, your expenses would be higher than those shown. The example assumes that you invest \$10,000 in the Portfolio for the time periods indicated and then redeem all of your shares at the end of those periods. In addition, the example for the 1 Year period reflects the effect of the contractual fee waiver and/or expense

reimbursement. The example also assumes that your investment has a 5% return each year, and that the Portfolio's operating expenses remain the same. Although your actual cost may be higher or lower, based on the foregoing assumptions, your cost would be:

	1 Year	3 Years	5 Years	10 Years
Thrivent Aggressive Allocation Portfolio	\$78	\$279	\$498	\$1,127

Portfolio Turnover

The Portfolio pays transaction costs, such as commissions, when it buys and sells securities (or "turns over" its portfolio). A higher portfolio turnover rate may indicate higher transaction costs and may result in higher taxes when Portfolio shares are held in a taxable account. These costs, which are not reflected in annual fund operating expenses or in the example, affect the Portfolio's performance. During the most recent fiscal year, the Portfolio's portfolio turnover rate was 60% of the average value of its portfolio.

Principal Strategies

The Portfolio pursues its objective by investing in a combination of other funds managed by the Adviser or an affiliate and directly held financial instruments. The Portfolio is designed for investors who seek greater long-term capital growth and are comfortable with higher levels of risk and volatility. The Portfolio uses a prescribed asset allocation strategy involving a two-step process that is designed to achieve its desired risk tolerance. The first step is the construction of a model for the allocation of the Portfolio's assets across broad asset categories (namely, equity securities and debt securities). The second step involves the determination of sub-classes within the broad asset categories and target weightings (i.e., what the Adviser determines is the strategic allocation) for these sub-classes. Sub-classes for equity securities may be based on market capitalization, investment style (such as growth or value), or economic sector. Sub-classes for debt securities may be based on maturity, duration, security type or credit rating (high yield—commonly known as "junk bonds"—or investment grade).

The use of target weightings for various sub-classes within broad asset categories is intended as a multi-style approach to reduce the risk of investing in securities having common characteristics. The Portfolio may buy and sell futures contracts to either hedge its exposure or obtain exposure to certain investments.

The Portfolio may invest in foreign securities, including those of issuers in emerging markets. An "emerging market" country is any country determined by the

Adviser to have an emerging market economy, considering factors such as the country's credit rating, its political and economic stability and the development of its financial and capital markets.

Under normal circumstances, the Portfolio invests in the following broad asset classes within the ranges given:

Broad Asset Category	Target Allocation	Allocation Range
Equity Securities.....	95%	75-100%
Debt Securities.....	5%	0-25%

The Portfolio's actual holdings in each broad asset category may be outside the applicable allocation range from time to time due to differing investment performance among asset categories. The Adviser will rebalance the Portfolio at least annually so that its holdings are within the ranges for the broad asset categories.

The Portfolio pursues its investment strategy by investing primarily in other mutual funds managed by the Adviser or an affiliate. The names of the funds managed by the Adviser or an affiliate which are currently available for investment by the Portfolio are shown in the list below. The list is provided for information purposes only. The Adviser may change the availability of the funds managed by the Adviser or an affiliate for investment by the Portfolio without shareholder approval or advance notice to shareholders.

Equity Securities

- Small Cap
 - Thrivent Small Cap Stock Portfolio
- Mid Cap
 - Thrivent Mid Cap Stock Portfolio
- Large Cap
 - Thrivent Global Stock Portfolio
 - Thrivent Large Cap Growth Portfolio
 - Thrivent Large Cap Value Portfolio
- Other
 - Thrivent International Allocation Portfolio
 - Thrivent Core International Equity Fund
 - Thrivent Core Low Volatility Equity Fund

Debt Securities

- High Yield Bonds
 - Thrivent High Yield Portfolio
- Intermediate/Long-Term Bonds
 - Thrivent Income Portfolio
- Short-Term/Intermediate Bonds
 - Thrivent Limited Maturity Bond Portfolio
- Other
 - Thrivent Core Emerging Markets Debt Fund

Short-Term Debt Securities

- Money Market
 - Thrivent Cash Management Trust
- Other
 - Thrivent Core Short-Term Reserve Fund

Principal Risks

The Portfolio is subject to the following principal investment risks, which you should review carefully and in entirety. The Portfolio may not achieve its investment objective and you could lose money by investing in the Portfolio.

Allocation Risk. The Portfolio's investment performance depends upon how its assets are allocated across broad asset categories and applicable sub-classes within such categories. Some broad asset categories and sub-classes may perform below expectations or the securities markets generally over short and extended periods. Therefore, a principal risk of investing in the Portfolio is that the allocation strategies used and the allocation decisions made will not produce the desired results.

Equity Security Risk. Equity securities held by the Portfolio may decline significantly in price, sometimes rapidly or unpredictably, over short or extended periods of time, and such declines may occur because of declines in the equity market as a whole, or because of declines in only a particular country, company, industry, or sector of the market. From time to time, the Portfolio may invest a significant portion of its assets in companies in one or more related sectors or industries which would make the Portfolio more vulnerable to adverse developments affecting such sectors or industries. Equity securities are generally more volatile than most debt securities.

Large Cap Risk. Large-sized companies may be unable to respond quickly to new competitive challenges such as changes in technology. They may also not be able to attain the high growth rate of successful smaller companies, especially during extended periods of economic expansion.

Small Cap Risk. Smaller, less seasoned companies often have greater price volatility, lower trading volume, and less liquidity than larger, more established companies. These companies tend to have small revenues, narrower product lines, less management depth and experience, small shares of their product or service markets, fewer financial resources, and less competitive strength than larger companies. Such companies seldom pay significant dividends that could soften the impact of a falling market on returns.

Mid Cap Risk. Medium-sized companies often have greater price volatility, lower trading volume, and less liquidity than larger, more-established companies. These companies tend to have smaller revenues, narrower product lines, less management depth and experience, smaller shares of their product or service markets, fewer financial resources, and less competitive strength than larger companies.

Market Risk. Over time, securities markets generally tend to move in cycles with periods when security prices rise and periods when security prices decline. The value of the Portfolio's investments may move with these cycles and, in some instances, increase or decrease more than the applicable market(s) as measured by the Portfolio's benchmark index(es). The securities markets may also decline because of factors that affect a particular industry or due to impacts from the spread of infectious illness, public health threats or similar issues.

Other Funds Risk. Because the Portfolio invests in other funds managed by the Adviser or an affiliate ("Other Funds"), the performance of the Portfolio is dependent, in part, upon the performance of Other Funds in which the Portfolio may invest. As a result, the Portfolio is subject to the same risks as those faced by the Other Funds. In addition, Other Funds may be subject to additional fees and expenses that will be borne by the Portfolio.

Growth Investing Risk. Growth style investing includes the risk of investing in securities whose prices historically have been more volatile than other securities, especially over the short term. Growth stock prices reflect projections of future earnings or revenues and, if a company's earnings or revenues fall short of expectations, its stock price may fall dramatically.

Value Investing Risk. Value style investing includes the risk that stocks of undervalued companies may not rise as quickly as anticipated if the market doesn't recognize their intrinsic value or if value stocks are out of favor.

Foreign Securities Risk. Foreign securities generally carry more risk and are more volatile than their domestic counterparts, in part because of potential for higher political and economic risks, lack of reliable information and fluctuations in currency exchange rates where investments are denominated in currencies other than the U.S. dollar. Certain events in foreign markets may adversely affect foreign and domestic issuers, including interruptions in the global supply chain, natural disasters and outbreak of infectious diseases. The Portfolio's investment in any country could be subject to governmental actions such as capital or currency controls, nationalizing a company or industry, expropriating assets, or imposing punitive taxes that would have an adverse effect on security prices, and impair the Portfolio's ability to repatriate capital or income. Foreign securities may also be more difficult to resell than comparable U.S. securities because the markets for foreign securities are often less liquid. Even when a foreign security increases in price in its local currency, the appreciation may be diluted by adverse changes in exchange rates when the security's value is converted to U.S. dollars. Foreign withholding taxes also may apply and errors and delays may occur in the settlement process for foreign securities.

Emerging Markets Risk. The economic and political structures of developing countries in emerging markets, in most cases, do not compare favorably with the U.S. or other developed countries in terms of wealth and stability, and their financial markets often lack liquidity. Portfolio performance will likely be negatively affected by portfolio exposure to countries and corporations domiciled in or with revenue exposures to countries in the midst of, among other things, hyperinflation, currency devaluation, trade disagreements, sudden political upheaval, or interventionist government policies. Portfolio performance may also be negatively affected by portfolio exposure to countries and corporations domiciled in or with revenue exposures to countries with less developed legal, tax, regulatory, and accounting systems. Significant buying or selling actions by a few major investors may also heighten the volatility of emerging markets. These factors make investing in emerging market countries significantly riskier than in other countries, and events in any one country could cause the Portfolio's share price to decline.

Foreign Currency Risk. The value of a foreign currency may decline against the U.S. dollar, which would reduce the dollar value of securities denominated in that currency. The overall impact of such a decline of foreign currency can be significant, unpredictable, and long lasting, depending on the currencies represented, how each one appreciates or depreciates in relation to the U.S. dollar, and whether currency positions are hedged. Under normal conditions, the Portfolio does not engage in extensive foreign currency hedging programs. Further, exchange rate movements are volatile, and it is not possible to effectively hedge the currency risks of many developing countries.

Investment Adviser Risk. The Portfolio is actively managed and the success of its investment strategy depends significantly on the skills of the Adviser in assessing the potential of the investments in which the Portfolio invests. This assessment of investments may prove incorrect, resulting in losses or poor performance, even in rising markets. There is also no guarantee that the Adviser will be able to effectively implement the Portfolio's investment objective.

Conflicts of Interest Risk. An investment in the Portfolio will be subject to a number of actual or potential conflicts of interest. For example, the Adviser or its affiliates may provide services to the Portfolio for which the Portfolio would compensate the Adviser and/or such affiliates. The Portfolio may invest in other pooled investment vehicles sponsored, managed, or otherwise affiliated with the Adviser, including other Portfolios. The Adviser may have an incentive (financial or otherwise) to enter into transactions or arrangements on behalf of the Portfolio with itself or its affiliates in

circumstances where it might not have done so otherwise.

The Adviser or its affiliates manage other investment funds and/or accounts (including proprietary accounts) and have other clients with investment objectives and strategies that are similar to, or overlap with, the investment objective and strategy of the Portfolio, creating conflicts of interest in investment and allocation decisions regarding the allocation of investments that could be appropriate for the Portfolio and other clients of the Adviser or their affiliates.

Issuer Risk. Issuer risk is the possibility that factors specific to an issuer to which the Portfolio is exposed will affect the market prices of the issuer's securities and therefore the value of the Portfolio.

Quantitative Investing Risk. Quantitative Investing Risk is the risk that securities selected according to a quantitative analysis methodology can perform differently from the market as a whole based on the model and the factors used in the analysis, the weight placed on each factor and changes in the factor's historical trends. Such models are based on assumptions of these and other market factors, and the models may not take into account certain factors, or perform as intended, and may result in a decline in the value of the Portfolio's portfolio.

Derivatives Risk. The use of derivatives (such as futures) involves additional risks and transaction costs which could leave the Portfolio in a worse position than if it had not used these instruments. The Portfolio utilizes equity futures in order to increase or decrease its exposure to various asset classes at a lower cost than trading stocks directly. The use of derivatives can lead to losses because of adverse movements in the price or value of the underlying asset, index or rate, which may be magnified by certain features of the contract. Changes in the value of the derivative may not correlate as intended with the underlying asset, rate or index, and the Portfolio could lose much more than the original amount invested. Derivatives can be highly volatile, illiquid and difficult to value. Certain derivatives may also be subject to counterparty risk, which is the risk that the other party in the transaction will not fulfill its contractual obligations due to its financial condition, market events, or other reasons.

Health Crisis Risk. The global pandemic outbreak of the novel coronavirus known as COVID-19 has resulted in substantial market volatility and global business disruption. The duration and full effects of the outbreak are uncertain and may result in trading suspensions and market closures, limit liquidity and the ability of the Portfolio to process shareholder redemptions, and negatively impact Portfolio performance. The COVID-19 outbreak and future pandemics could affect the global economy in ways that cannot be foreseen and may

exacerbate other types of risks, negatively impacting the value of the Portfolio.

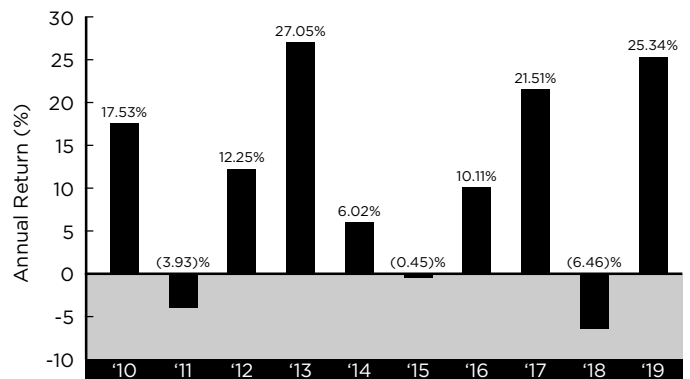
Performance

The following bar chart and table provide an indication of the risks of investing in the Portfolio by showing changes in the Portfolio's performance from year to year and by showing how the Portfolio's average annual returns for one-, five- and ten-year periods compared to broad-based securities market indices. The index descriptions appear in the "Index Descriptions" section of the prospectus. Call 800-847-4836 or visit Thrivent.com for performance results current to the most recent month-end.

The bar chart and table include the effects of Portfolio expenses, but not charges or deductions against your variable contract, and assume that you sold your investment at the end of the period. Because shares of the Portfolio are offered through variable life insurance and variable annuity contracts, you should carefully review the variable contract prospectus for information on applicable charges and expenses. If the charges and deductions against your variable contract were included, returns would be lower than those shown.

How a Portfolio has performed in the past is not necessarily an indication of how it will perform in the future. Performance information provides some indication of the risks of investing in the Portfolio by showing changes in the Portfolio's performance over time.

YEAR-BY-YEAR TOTAL RETURN



Best Quarter:	Q1 '19	+12.83%
Worst Quarter:	Q3 '11	(17.16)%

AVERAGE ANNUAL TOTAL RETURNS (PERIODS ENDING DECEMBER 31, 2019)			
	1 Year	5 Years	10 Years
Thrivent Aggressive Allocation Portfolio	25.34%	9.33%	10.30%
S&P 500® Index (reflects no deduction for fees, expenses or taxes)	31.49%	11.70%	13.56%
Bloomberg Barclays U.S. Aggregate Bond Index (reflects no deduction for fees, expenses or taxes)	8.72%	3.05%	3.75%
MSCI All Country World Index ex-USA - USD Net Returns (reflects no deduction for fees, expenses or taxes)	21.51%	5.51%	4.97%

Management

Investment Adviser(s)

The Portfolio is managed by Thrivent Financial for Lutherans (“Thrivent Financial” or the “Adviser”).

Portfolio Manager(s)

Mark L. Simenstad, CFA, Darren M. Bagwell, CFA, Stephen D. Lowe, CFA, David S. Royal and David R. Spangler, CFA are jointly and primarily responsible for the day-to-day management of the Portfolio. Mr. Simenstad has served as a portfolio manager of the Portfolio since April 2005. Mr. Bagwell and Mr. Lowe have served as portfolio managers of the Portfolio since April 2016. Mr. Royal has served as portfolio manager of the Portfolio since April 2018. Mr. Spangler has served as a portfolio manager of the Portfolio since February 2019. Mr. Simenstad is Chief Investment Strategist and has been with Thrivent Financial since 1999. Mr. Bagwell is Vice President, Chief Equity Strategist and has been with Thrivent Financial in an investment management capacity since 2002. Mr. Lowe is Vice President of Fixed Income Mutual Funds and Separate Accounts and has been with Thrivent Financial since 1997. He has served as a portfolio manager since 2009. Mr. Royal is Chief Investment Officer and has been with Thrivent Financial since 2006. Mr. Spangler has been with Thrivent Financial since 2002, in an investment management capacity since 2006 and currently is a Senior Portfolio Manager.

Purchase and Sale of Shares

Shares of each series of Thrivent Series Fund, Inc. (the “Fund”) may be sold, without any minimum initial or subsequent investment requirements, only to:

- Separate accounts of Thrivent Financial;
- Separate accounts of other insurance companies not affiliated with Thrivent Financial; and
- Other Portfolios of the Fund.

Tax Information

For information about certain tax-related aspects of investing in the Portfolio through a variable contract, please see the variable product prospectus.

Payments to Broker-Dealers and Other Financial Intermediaries

If you purchase the Portfolio through a broker-dealer or other financial intermediary (such as an insurance company), the Portfolio and its related companies may pay the intermediary for the sale of Portfolio shares and related services. These payments may create a conflict of interest by influencing the broker-dealer or other intermediary and your salesperson to recommend the Portfolio over another investment. Ask your salesperson or visit your financial intermediary’s website for more information.

APRIL 30, 2020

THRIVENT ALL CAP PORTFOLIO SUMMARY PROSPECTUS

This Summary Prospectus is designed to provide investors with key information about the Portfolio in a clear and concise format. Before you invest, you may want to review the Portfolio's complete prospectus, which contains more information about the Portfolio and its risks.

- **If you purchased shares of Thrivent Variable Portfolios through Thrivent Financial:**
You can find the Portfolio's prospectus, reports to shareholders, and other information about the Portfolio online at ThriventPortfolios.com. You can also get this information at no cost by calling 800-847-4839 or by sending an email request to mail@thrivent.com
- **If you purchased shares of Thrivent Variable Portfolios from a firm other than Thrivent Financial:**
You can find the Portfolio's prospectus, reports to shareholders, and other information about the Portfolio online at ThriventPortfolios.com. You can also get this information by calling or emailing your financial advisor.

The Portfolio's prospectus and statement of additional information, both dated April 30, 2020, are incorporated by reference into this Summary Prospectus and may be obtained, free of charge, at the website, phone number or email address noted above.

Shares of the Portfolio are sold only to insurance company separate accounts or to other investment companies funded by insurance company separate accounts. This Summary Prospectus is not intended for use by other investors.

Beginning on January 1, 2021, as permitted by regulations adopted by the U.S. Securities and Exchange Commission, paper copies of the Portfolios' annual and semi-annual shareholder reports will no longer be sent by mail, unless you specifically request paper copies of the reports. Instead, the reports will be made available on the Portfolios' website (ThriventPortfolios.com), and you will be notified by mail each time a report is posted and provided with a website address to access the report.

If you already elected to receive shareholder reports electronically, you will not be affected by this change and you do not need to take any action. You may elect to receive shareholder reports and other communications by enrolling at Thrivent.com/gopaperless.

You may elect to receive all future shareholder reports in paper free of charge. You can call 800-847-4836 to let us know you wish to continue receiving paper copies of your shareholder reports. Your election to receive shareholder reports in paper will apply to all Portfolios held in your insurance company separate account.

Thrivent All Cap Portfolio

Investment Objective

The investment objective of Thrivent Partner All Cap Portfolio (the "Portfolio") is to seek long-term growth of capital.

Fees and Expenses

This table describes the fees and expenses that you may pay if you buy and hold shares of the Portfolio. If you own a variable annuity contract or variable life insurance contract, you will have additional expenses including mortality and expense risk charges. Please refer to the prospectus for your variable contract for additional information about charges for those contracts.

SHAREHOLDER FEES (fees paid directly from your investment)	
Maximum Sales Charge (load) Imposed On Purchases (as a % of offering price)	N/A
Maximum Deferred Sales Charge (load) (as a percentage of the lower of the original purchase price or current net asset value)	N/A
ANNUAL PORTFOLIO OPERATING EXPENSES (expenses that you pay each year as a percentage of the value of your investment)	
Management Fees	0.55%
Other Expenses	0.16%
Total Annual Portfolio Operating Expenses	0.71%

EXAMPLE This example is intended to help you compare the cost of investing in the Portfolio with the cost of investing in other mutual funds. The Portfolio is an investment option for variable contracts, and the example does not include charges imposed by variable contracts. If variable contract charges were imposed, your expenses would be higher than those shown. The example assumes that you invest \$10,000 in the Portfolio for the time periods indicated and then redeem all of your shares at the end of those periods. The example also assumes that your investment has a 5% return each year, and that the Portfolio's operating expenses remain the same. Although your actual cost may be higher or lower, based on the foregoing assumptions, your cost would be:

	1 Year	3 Years	5 Years	10 Years
Thrivent All Cap Portfolio	\$73	\$227	\$395	\$883

Portfolio Turnover

The Portfolio pays transaction costs, such as commissions, when it buys and sells securities (or "turns over" its portfolio). A higher portfolio turnover rate may indicate higher transaction costs and may result in higher taxes when Portfolio shares are held in a taxable account. These costs, which are not reflected in annual fund operating expenses or in the example, affect the Portfolio's performance. During the most recent fiscal year, the Portfolio's portfolio turnover rate was 128% of the average value of its portfolio.

Principal Strategies

The Portfolio's principal strategy for achieving its objective is normally to invest the Portfolio's assets primarily in common stocks of companies of any market capitalization.

The Portfolio's Adviser is not constrained by any particular investment style. At any given time, the Adviser may tend to buy "growth" stocks or "value" stocks, or a combination of both types.

The Portfolio seeks to achieve its objective by investing in common stocks. The Adviser uses fundamental, quantitative, and technical investment research techniques and includes stocks of companies that it believes have demonstrated and will sustain above average earnings growth in the future when compared to the economy and the stock market as a whole. In addition, the Portfolio may invest in companies that it believes are undervalued in relation to their longterm earnings power or asset value.

Issuers of potential investments are analyzed using fundamental factors such as growth potential, earnings estimates, and financial condition. The Portfolio may sell securities for a variety of reasons, such as to secure gains, limit losses, or reposition assets into more promising opportunities.

Principal Risks

The Portfolio is subject to the following principal investment risks, which you should review carefully and in entirety. The Portfolio may not achieve its investment objective and you could lose money by investing in the Portfolio.

Equity Security Risk. Equity securities held by the Portfolio may decline significantly in price, sometimes rapidly or unpredictably, over short or extended periods of time, and such declines may occur because of declines in the equity market as a whole, or because of declines in only a particular country, company, industry, or sector of the market. From time to time, the Portfolio may invest a significant portion of its assets in

companies in one or more related sectors or industries which would make the Portfolio more vulnerable to adverse developments affecting such sectors or industries. Equity securities are generally more volatile than most debt securities.

Market Risk. Over time, securities markets generally tend to move in cycles with periods when security prices rise and periods when security prices decline. The value of the Portfolio's investments may move with these cycles and, in some instances, increase or decrease more than the applicable market(s) as measured by the Portfolio's benchmark index(es). The securities markets may also decline because of factors that affect a particular industry or due to impacts from the spread of infectious illness, public health threats or similar issues.

Large Cap Risk. Large-sized companies may be unable to respond quickly to new competitive challenges such as changes in technology. They may also not be able to attain the high growth rate of successful smaller companies, especially during extended periods of economic expansion.

Growth Investing Risk. Growth style investing includes the risk of investing in securities whose prices historically have been more volatile than other securities, especially over the short term. Growth stock prices reflect projections of future earnings or revenues and, if a company's earnings or revenues fall short of expectations, its stock price may fall dramatically.

Value Investing Risk. Value style investing includes the risk that stocks of undervalued companies may not rise as quickly as anticipated if the market doesn't recognize their intrinsic value or if value stocks are out of favor.

Issuer Risk. Issuer risk is the possibility that factors specific to an issuer to which the Portfolio is exposed will affect the market prices of the issuer's securities and therefore the value of the Portfolio.

Investment Adviser Risk. The Portfolio is actively managed and the success of its investment strategy depends significantly on the skills of the Adviser or subadviser in assessing the potential of the investments in which the Portfolio invests. This assessment of investments may prove incorrect, resulting in losses or poor performance, even in rising markets. There is also no guarantee that the Adviser will be able to effectively implement the Portfolio's investment objective.

Mid Cap Risk. Medium-sized companies often have greater price volatility, lower trading volume, and less liquidity than larger, more-established companies. These companies tend to have smaller revenues, narrower product lines, less management depth and experience, smaller shares of their product or service markets, fewer financial resources, and less competitive strength than larger companies.

Small Cap Risk. Smaller, less seasoned companies often have greater price volatility, lower trading volume, and less liquidity than larger, more established companies. These companies tend to have small revenues, narrower product lines, less management depth and experience, small shares of their product or service markets, fewer financial resources, and less competitive strength than larger companies. Such companies seldom pay significant dividends that could soften the impact of a falling market on returns.

Health Crisis Risk. The global pandemic outbreak of the novel coronavirus known as COVID-19 has resulted in substantial market volatility and global business disruption. The duration and full effects of the outbreak are uncertain and may result in trading suspensions and market closures, limit liquidity and the ability of the Portfolio to process shareholder redemptions, and negatively impact Portfolio performance. The COVID-19 outbreak and future pandemics could affect the global economy in ways that cannot be foreseen and may exacerbate other types of risks, negatively impacting the value of the Portfolio.

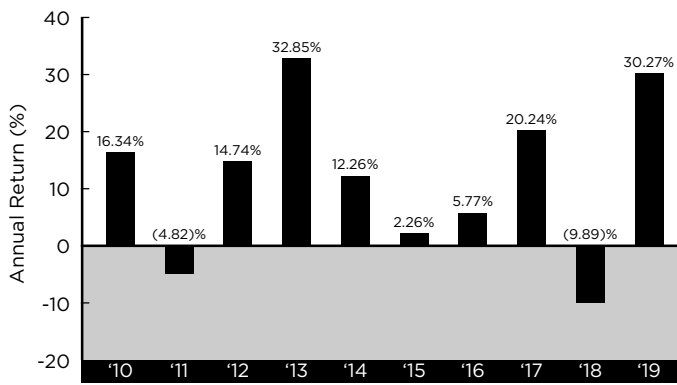
Performance

The following bar chart and table provide an indication of the risks of investing in the Portfolio by showing changes in the Portfolio's performance from year to year and by showing how the Portfolio's average annual returns for one-, five-, and ten-year periods compared to broad-based securities market indices. The index descriptions appear in the "Index Descriptions" section of the prospectus. The Portfolio now compares its returns to the Russell 3000 Index because it is commonly used by funds with the same investment objective and principal strategies as the Portfolio. Call 800-847-4836 or visit Thrivent.com for performance results current to the most recent month-end.

The bar chart and table include the effects of Portfolio expenses, but not charges or deductions against your variable contract, and assume that you sold your investment at the end of the period. Because shares of the Portfolio are offered through variable life insurance and variable annuity contracts, you should carefully review the variable contract prospectus for information on applicable charges and expenses. If the charges and deductions against your variable contract were included, returns would be lower than those shown.

How a Portfolio has performed in the past is not necessarily an indication of how it will perform in the future. Performance information provides some indication of the risks of investing in the Portfolio by showing changes in the Portfolio's performance over time.

YEAR-BY-YEAR TOTAL RETURN



Best Quarter: Q1 '19 +15.62%
 Worst Quarter: Q3 '11 (17.59)%

AVERAGE ANNUAL TOTAL RETURNS (PERIODS ENDING DECEMBER 31, 2019)

	1 Year	5 Years	10 Years
Thrivent All Cap Portfolio	30.27%	8.83%	11.21%
Russell 3000 Index (reflects no deduction for fees, expenses or taxes)	31.02%	11.24%	13.42%
S&P Composite 1500 Index® (reflects no deduction for fees, expenses or taxes)	30.90%	11.46%	13.52%

Management

Investment Adviser(s)

The Portfolio is managed by Thrivent Financial for Lutherans ("Thrivent Financial" or the "Adviser").

Portfolio Manager(s)

Matthew D. Finn, CFA and **John T. Groton, Jr., CFA** are jointly and primarily responsible for the day-to-day management of the Portfolio. Mr. Finn and Mr. Groton have served as portfolio managers of the Portfolio since February 2019. Mr. Finn is Vice President, Head of Equity Funds and has been with Thrivent Financial in an investment management capacity since April 2004. Mr. Groton is the Director of Equity Research and has been with Thrivent Financial in an investment management capacity since July 2007.

Purchase and Sale of Shares

Shares of each series of Thrivent Series Fund, Inc. (the "Fund") may be sold, without any minimum initial or subsequent investment requirements, only to:

- Separate accounts of Thrivent Financial;
- Separate accounts of other insurance companies not affiliated with Thrivent Financial; and
- Other Portfolios of the Fund.

Tax Information

For information about certain tax-related aspects of investing in the Portfolio through a variable contract, please see the variable product prospectus.

Payments to Broker-Dealers and Other Financial Intermediaries

If you purchase the Portfolio through a broker-dealer or other financial intermediary (such as an insurance company), the Portfolio and its related companies may pay the intermediary for the sale of Portfolio shares and related services. These payments may create a conflict of interest by influencing the broker-dealer or other intermediary and your salesperson to recommend the Portfolio over another investment. Ask your salesperson or visit your financial intermediary's website for more information.

APRIL 30, 2020

THRIVENT BALANCED INCOME PLUS PORTFOLIO

SUMMARY PROSPECTUS

This Summary Prospectus is designed to provide investors with key information about the Portfolio in a clear and concise format. Before you invest, you may want to review the Portfolio's complete prospectus, which contains more information about the Portfolio and its risks.

- **If you purchased shares of Thrivent Variable Portfolios through Thrivent Financial:**
You can find the Portfolio's prospectus, reports to shareholders, and other information about the Portfolio online at ThriventPortfolios.com. You can also get this information at no cost by calling 800-847-4839 or by sending an email request to mail@thrivent.com
- **If you purchased shares of Thrivent Variable Portfolios from a firm other than Thrivent Financial:**
You can find the Portfolio's prospectus, reports to shareholders, and other information about the Portfolio online at ThriventPortfolios.com. You can also get this information by calling or emailing your financial advisor.

The Portfolio's prospectus and statement of additional information, both dated April 30, 2020, are incorporated by reference into this Summary Prospectus and may be obtained, free of charge, at the website, phone number or email address noted above.

Shares of the Portfolio are sold only to insurance company separate accounts or to other investment companies funded by insurance company separate accounts. This Summary Prospectus is not intended for use by other investors.

Beginning on January 1, 2021, as permitted by regulations adopted by the U.S. Securities and Exchange Commission, paper copies of the Portfolios' annual and semi-annual shareholder reports will no longer be sent by mail, unless you specifically request paper copies of the reports. Instead, the reports will be made available on the Portfolios' website (ThriventPortfolios.com), and you will be notified by mail each time a report is posted and provided with a website address to access the report.

If you already elected to receive shareholder reports electronically, you will not be affected by this change and you do not need to take any action. You may elect to receive shareholder reports and other communications by enrolling at Thrivent.com/gopaperless.

You may elect to receive all future shareholder reports in paper free of charge. You can call 800-847-4836 to let us know you wish to continue receiving paper copies of your shareholder reports. Your election to receive shareholder reports in paper will apply to all Portfolios held in your insurance company separate account.

Thrivent Balanced Income Plus Portfolio

Investment Objective

Thrivent Balanced Income Plus Portfolio (the "Portfolio") seeks long-term total return through a balance between income and the potential for long-term capital growth.

Fees and Expenses

This table describes the fees and expenses that you may pay if you buy and hold shares of Thrivent Balanced Income Plus Portfolio. If you own a variable annuity contract or variable life insurance contract, you will have additional expenses including mortality and expense risk charges. Please refer to the prospectus for your variable contract for additional information about charges for those contracts.

SHAREHOLDER FEES (fees paid directly from your investment)	
Maximum Sales Charge (load) Imposed On Purchases (as a % of offering price)	N/A
Maximum Deferred Sales Charge (load) (as a percentage of the lower of the original purchase price or current net asset value)	N/A
ANNUAL PORTFOLIO OPERATING EXPENSES (expenses that you pay each year as a percentage of the value of your investment)	
Management Fees	0.55%
Other Expenses	0.09%
Acquired Fund Fees and Expenses	0.02%
Total Annual Portfolio Operating Expenses	0.66%

EXAMPLE This example is intended to help you compare the cost of investing in the Portfolio with the cost of investing in other mutual funds. The Portfolio is an investment option for variable contracts, and the example does not include charges imposed by variable contracts. If variable contract charges were imposed, your expenses would be higher than those shown. The example assumes that you invest \$10,000 in the Portfolio for the time periods indicated and then redeem all of your shares at the end of those periods. The example also assumes that your investment has a 5% return each year, and that the Portfolio's operating expenses remain the same. Although your actual cost may be higher or lower, based on the foregoing assumptions, your cost would be:

	1 Year	3 Years	5 Years	10 Years
Thrivent Balanced Income Plus Portfolio	\$67	\$211	\$368	\$822

Portfolio Turnover

The Portfolio pays transaction costs, such as commissions, when it buys and sells securities (or "turns over" its portfolio). A higher portfolio turnover rate may indicate higher transaction costs and may result in higher taxes when Portfolio shares are held in a taxable account. These costs, which are not reflected in annual fund operating expenses or in the example, affect the Portfolio's performance. During the most recent fiscal year, the Portfolio's portfolio turnover rate was 109% of the average value of its portfolio.

Principal Strategies

Under normal circumstances, the Portfolio invests in a combination of equity securities and debt securities within the ranges shown in the following table:

Broad Asset Category	Target Allocation	Allocation Range
Equity Securities	50%	25-75%
Debt Securities	50%	25-75%

The equity securities in which the Portfolio invests may include common stock, preferred stock, securities convertible into common stock, or securities or other instruments the price of which is linked to the value of common stock.

The debt securities in which the Portfolio invests may be of any maturity or credit quality, including high yield, high risk bonds, notes, debentures and other debt obligations commonly known as "junk bonds." At the time of purchase, these high-yield securities are rated within or below the "BB" major rating category by S&P or the "Ba" major rating category by Moody's or are unrated but considered to be of comparable quality by the Adviser. The Portfolio may also invest in leveraged loans, which are senior secured loans that are made by banks or other lending institutions to companies that are rated below investment grade. In addition, the Portfolio may invest in investment-grade corporate bonds, asset-backed securities, mortgage-backed securities (including commercially backed ones), convertible bonds, and sovereign and emerging market debt (both U.S. dollar and non-U.S. dollar denominated).

The Portfolio may invest in foreign securities, including those of issuers in emerging markets. An "emerging market" country is any country determined by the Adviser to have an emerging market economy, considering factors such as the country's credit rating, its political and economic stability and the development of its financial and capital markets.

The Portfolio utilizes derivatives primarily in the form of U.S. Treasury futures contracts in order to manage the Portfolio's duration, or interest rate risk. The Portfolio may enter into derivatives contracts traded on exchanges or in the over the counter market.

The Portfolio may also pursue its investment strategy by investing in other mutual funds managed by the Adviser or an affiliate.

The Adviser uses fundamental, quantitative and technical investment research techniques to determine what to buy and sell. Fundamental techniques assess a security's value based on an issuer's financial profile, management, and business prospects while quantitative and technical techniques involve a more data-oriented analysis of financial information, market trends and price movements.

Principal Risks

The Portfolio is subject to the following principal investment risks, which you should review carefully and in entirety. The Portfolio may not achieve its investment objective and you could lose money by investing in the Portfolio.

Equity Security Risk. Equity securities held by the Portfolio may decline significantly in price, sometimes rapidly or unpredictably, over short or extended periods of time, and such declines may occur because of declines in the equity market as a whole, or because of declines in only a particular country, company, industry, or sector of the market. From time to time, the Portfolio may invest a significant portion of its assets in companies in one or more related sectors or industries which would make the Portfolio more vulnerable to adverse developments affecting such sectors or industries. Equity securities are generally more volatile than most debt securities.

Interest Rate Risk. Interest rate risk is the risk that prices of debt securities decline in value when interest rates rise for debt securities that pay a fixed rate of interest. Debt securities with longer durations (a measure of price sensitivity of a bond or bond fund to changes in interest rates) or maturities (i.e., the amount of time until a bond's issuer must pay its principal or face value) tend to be more sensitive to changes in interest rates than debt securities with shorter durations or maturities. Changes by the Federal Reserve to monetary policies could affect interest rates and the value of some securities. In addition, the phase out of LIBOR (the offered rate for short-term Eurodollar deposits between major international banks) by the end of 2021 could lead to increased volatility and illiquidity in certain markets that currently rely on LIBOR to determine interest rates.

Credit Risk. Credit risk is the risk that an issuer of a debt security to which the Portfolio is exposed may no

longer be able or willing to pay its debt. As a result of such an event, the debt security may decline in price and affect the value of the Portfolio.

Allocation Risk. The Portfolio's investment performance depends upon how its assets are allocated across broad asset categories and applicable sub-classes within such categories. Some broad asset categories and sub-classes may perform below expectations or the securities markets generally over short and extended periods. Therefore, a principal risk of investing in the Portfolio is that the allocation strategies used and the allocation decisions made will not produce the desired results.

Market Risk. Over time, securities markets generally tend to move in cycles with periods when security prices rise and periods when security prices decline. The value of the Portfolio's investments may move with these cycles and, in some instances, increase or decrease more than the applicable market(s) as measured by the Portfolio's benchmark index(es). The securities markets may also decline because of factors that affect a particular industry or due to impacts from the spread of infectious illness, public health threats or similar issues.

Large Cap Risk. Large-sized companies may be unable to respond quickly to new competitive challenges such as changes in technology. They may also not be able to attain the high growth rate of successful smaller companies, especially during extended periods of economic expansion.

Leveraged Loan Risk. Leveraged loans (also known as bank loans) are subject to the risks typically associated with debt securities. In addition, leveraged loans, which typically hold a senior position in the capital structure of a borrower, are subject to the risk that a court could subordinate such loans to presently existing or future indebtedness or take other action detrimental to the holders of leveraged loans. Leveraged loans are also subject to the risk that the value of the collateral, if any, securing a loan may decline, be insufficient to meet the obligations of the borrower, or be difficult to liquidate. Some leveraged loans are not as easily purchased or sold as publicly-traded securities and others are illiquid, which may make it more difficult for the Portfolio to value them or dispose of them at an acceptable price. Below investment-grade leveraged loans are typically more credit sensitive. In the event of fraud or misrepresentation, the Portfolio may not be protected under federal securities laws with respect to leveraged loans that may not be in the form of "securities." The settlement period for some leveraged loans may be more than seven days.

Prepayment Risk. When interest rates fall, certain obligations will be paid off by the obligor more quickly than originally anticipated, and a Portfolio may have to invest the proceeds in securities with lower yields. In

periods of falling interest rates, the rate of prepayments tends to increase (as does price fluctuation) as borrowers are motivated to pay off debt and refinance at new lower rates. During such periods, reinvestment of the prepayment proceeds by the management team will generally be at lower rates of return than the return on the assets that were prepaid. Prepayment generally reduces the yield to maturity and the average life of the security.

Foreign Securities Risk. Foreign securities generally carry more risk and are more volatile than their domestic counterparts, in part because of potential for higher political and economic risks, lack of reliable information and fluctuations in currency exchange rates where investments are denominated in currencies other than the U.S. dollar. Certain events in foreign markets may adversely affect foreign and domestic issuers, including interruptions in the global supply chain, natural disasters and outbreak of infectious diseases. The Portfolio's investment in any country could be subject to governmental actions such as capital or currency controls, nationalizing a company or industry, expropriating assets, or imposing punitive taxes that would have an adverse effect on security prices, and impair the Portfolio's ability to repatriate capital or income. Foreign securities may also be more difficult to resell than comparable U.S. securities because the markets for foreign securities are often less liquid. Even when a foreign security increases in price in its local currency, the appreciation may be diluted by adverse changes in exchange rates when the security's value is converted to U.S. dollars. Foreign withholding taxes also may apply and errors and delays may occur in the settlement process for foreign securities.

Emerging Markets Risk. The economic and political structures of developing countries in emerging markets, in most cases, do not compare favorably with the U.S. or other developed countries in terms of wealth and stability, and their financial markets often lack liquidity. Portfolio performance will likely be negatively affected by portfolio exposure to countries and corporations domiciled in or with revenue exposures to countries in the midst of, among other things, hyperinflation, currency devaluation, trade disagreements, sudden political upheaval, or interventionist government policies. Portfolio performance may also be negatively affected by portfolio exposure to countries and corporations domiciled in or with revenue exposures to countries with less developed legal, tax, regulatory, and accounting systems. Significant buying or selling actions by a few major investors may also heighten the volatility of emerging markets. These factors make investing in emerging market countries significantly riskier than in other countries, and events in any one country could cause the Portfolio's share price to decline.

Foreign Currency Risk. The value of a foreign currency may decline against the U.S. dollar, which would reduce the dollar value of securities denominated in that currency. The overall impact of such a decline of foreign currency can be significant, unpredictable, and long lasting, depending on the currencies represented, how each one appreciates or depreciates in relation to the U.S. dollar, and whether currency positions are hedged. Under normal conditions, the Portfolio does not engage in extensive foreign currency hedging programs. Further, exchange rate movements are volatile, and it is not possible to effectively hedge the currency risks of many developing countries.

Mortgage-Backed and Other Asset-Backed Securities Risk. The value of mortgage-backed and asset-backed securities will be influenced by the factors affecting the housing market and the assets underlying such securities. As a result, during periods of declining asset value, difficult or frozen credit markets, swings in interest rates, or deteriorating economic conditions, mortgage-related and asset-backed securities may decline in value, face valuation difficulties, become more volatile and/or become illiquid. In addition, both mortgage-backed and asset-backed securities are sensitive to changes in the repayment patterns of the underlying security. If the principal payment on the underlying asset is repaid faster or slower than the holder of the asset-backed or mortgage-backed security anticipates, the price of the security may fall, particularly if the holder must reinvest the repaid principal at lower rates or must continue to hold the security when interest rates rise. This effect may cause the value of the Portfolio to decline and reduce the overall return of the Portfolio.

High Yield Risk. High yield securities – commonly known as “junk bonds” – to which the Portfolio is exposed are considered predominantly speculative with respect to the issuer's continuing ability to make principal and interest payments. If the issuer of the security is in default with respect to interest or principal payments, the value of the Portfolio may be negatively affected. High yield securities generally have a less liquid resale market.

Sovereign Debt Risk. Sovereign debt securities are issued or guaranteed by foreign governmental entities. These investments are subject to the risk that a governmental entity may delay or refuse to pay interest or repay principal on its sovereign debt, due, for example, to cash flow problems, insufficient foreign currency reserves, political considerations, the relative size of the governmental entity's debt position in relation to the economy or the failure to put in place economic reforms required by the International Monetary Fund or other multilateral agencies. If a governmental entity defaults, it may ask for more time in which to pay or for further loans. There is no legal

process for collecting sovereign debts that a government does not pay nor are there bankruptcy proceedings through which all or part of the sovereign debt that a governmental entity has not repaid may be collected.

Quantitative Investing Risk. Quantitative Investing Risk is the risk that securities selected according to a quantitative analysis methodology can perform differently from the market as a whole based on the model and the factors used in the analysis, the weight placed on each factor and changes in the factor's historical trends. Such models are based on assumptions of these and other market factors, and the models may not take into account certain factors, or perform as intended, and may result in a decline in the value of the Portfolio's portfolio.

Investment Adviser Risk. The Portfolio is actively managed and the success of its investment strategy depends significantly on the skills of the Adviser in assessing the potential of the investments in which the Portfolio invests. This assessment of investments may prove incorrect, resulting in losses or poor performance, even in rising markets. There is also no guarantee that the Adviser will be able to effectively implement the Portfolio's investment objective.

Conflicts of Interest Risk. An investment in the Portfolio will be subject to a number of actual or potential conflicts of interest. For example, the Adviser or its affiliates may provide services to the Portfolio for which the Portfolio would compensate the Adviser and/or such affiliates. The Portfolio may invest in other pooled investment vehicles sponsored, managed, or otherwise affiliated with the Adviser, including other Portfolios. The Adviser may have an incentive (financial or otherwise) to enter into transactions or arrangements on behalf of the Portfolio with itself or its affiliates in circumstances where it might not have done so otherwise.

The Adviser or its affiliates manage other investment funds and/or accounts (including proprietary accounts) and have other clients with investment objectives and strategies that are similar to, or overlap with, the investment objective and strategy of the Portfolio, creating conflicts of interest in investment and allocation decisions regarding the allocation of investments that could be appropriate for the Portfolio and other clients of the Adviser or their affiliates.

Other Funds Risk. Because the Portfolio invests in other funds managed by the Adviser or an affiliate ("Other Funds"), the performance of the Portfolio is dependent, in part, upon the performance of Other Funds in which the Portfolio may invest. As a result, the Portfolio is subject to the same risks as those faced by the Other Funds. In addition, Other Funds may be subject to additional fees and expenses that will be borne by the Portfolio.

Issuer Risk. Issuer risk is the possibility that factors specific to an issuer to which the Portfolio is exposed will affect the market prices of the issuer's securities and therefore the value of the Portfolio.

Derivatives Risk. The use of derivatives (such as futures) involves additional risks and transaction costs which could leave the Portfolio in a worse position than if it had not used these instruments. The Portfolio utilizes futures on U.S. Treasuries in order to manage duration. The use of derivatives can lead to losses because of adverse movements in the price or value of the underlying asset, index or rate, which may be magnified by certain features of the contract. Changes in the value of the derivative may not correlate as intended with the underlying asset, rate or index, and the Portfolio could lose much more than the original amount invested. Derivatives can be highly volatile, illiquid and difficult to value. Certain derivatives may also be subject to counterparty risk, which is the risk that the other party in the transaction will not fulfill its contractual obligations due to its financial condition, market events, or other reasons.

Liquidity Risk. Liquidity is the ability to sell a security relatively quickly for a price that most closely reflects the actual value of the security. Dealer inventories of bonds are at or near historic lows in relation to market size, which has the potential to decrease liquidity and increase price volatility in the fixed income markets, particularly during periods of economic or market stress. As a result of this decreased liquidity, the Portfolio may have to accept a lower price to sell a security, sell other securities to raise cash, or give up an investment opportunity, any of which could have a negative effect on performance.

Portfolio Turnover Rate Risk. The Portfolio may engage in active and frequent trading of portfolio securities in implementing its principal investment strategies. A high rate of portfolio turnover (100% or more) involves correspondingly greater expenses which are borne by the Portfolio and its shareholders and may also result in short-term capital gains taxable to shareholders.

Health Crisis Risk. The global pandemic outbreak of the novel coronavirus known as COVID-19 has resulted in substantial market volatility and global business disruption. The duration and full effects of the outbreak are uncertain and may result in trading suspensions and market closures, limit liquidity and the ability of the Portfolio to process shareholder redemptions, and negatively impact Portfolio performance. The COVID-19 outbreak and future pandemics could affect the global economy in ways that cannot be foreseen and may exacerbate other types of risks, negatively impacting the value of the Portfolio.

Performance

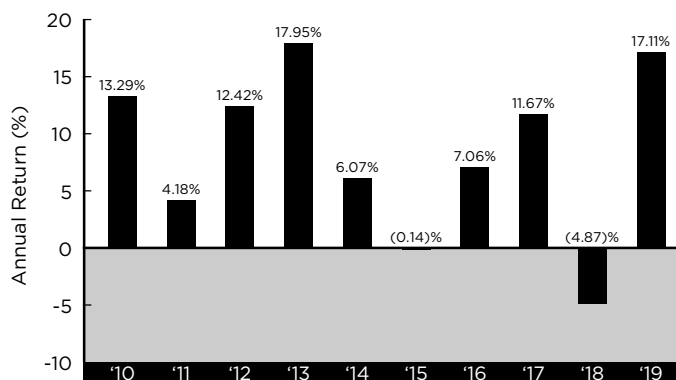
The following bar chart and table provide an indication of the risks of investing in the Portfolio by showing changes in the Portfolio's performance from year to year and by showing how the Portfolio's average annual returns for one-, five- and ten-year periods compared to broad-based securities market indices. The index descriptions appear in the "Index Descriptions" section of the prospectus. Call 800-847-4836 or visit Thrivent.com for performance results current to the most recent month-end.

The bar chart and table include the effects of Portfolio expenses, but not charges or deductions against your variable contract, and assume that you sold your investment at the end of the period. Because shares of the Portfolio are offered through variable life insurance and variable annuity contracts, you should carefully review the variable contract prospectus for information on applicable charges and expenses. If the charges and deductions against your variable contract were included, returns would be lower than those shown.

Effective August 16, 2013, based on approval of the Portfolio's Board of Directors and notice to Portfolio shareholders, the Portfolio's principal strategies were changed, which had the effect of converting the Portfolio from one which incorporated the strategies of Thrivent Large Cap Index Portfolio and Thrivent Bond Index Portfolio (now known as Thrivent Government Bond Portfolio) to one which invests in a combination equity securities and debt securities. At the same time, the Portfolio's name changed from Thrivent Balanced Portfolio to Thrivent Balanced Income Plus Portfolio. As a result, performance information presented below with respect to periods prior to August 16, 2013, reflects the performance of an investment portfolio that was materially different from the investment portfolio of Thrivent Balanced Income Plus Portfolio.

How a Portfolio has performed in the past is not necessarily an indication of how it will perform in the future. Performance information provides some indication of the risks of investing in the Portfolio by showing changes in the Portfolio's performance over time.

YEAR-BY-YEAR TOTAL RETURN



Best Quarter:	Q1 '12	+8.37%
Worst Quarter:	Q4 '18	(8.26)%

AVERAGE ANNUAL TOTAL RETURNS (PERIODS ENDING DECEMBER 31, 2019)			
	1 Year	5 Years	10 Years
Thrivent Balanced Income Plus Portfolio	17.11%	5.87%	8.24%
MSCI World Index - USD Net Returns (reflects no deduction for fees, expenses or taxes)	27.67%	8.74%	9.47%
Bloomberg Barclays U.S. Mortgage-Backed Securities Index (reflects no deduction for fees, expenses or taxes)	6.35%	2.58%	3.15%
Bloomberg Barclays U.S. High Yield Ba/B 2% Issuer Capped Index (reflects no deduction for fees, expenses or taxes)	15.18%	6.05%	7.43%
S&P/LSTA Leveraged Loan Index (reflects no deduction for fees, expenses or taxes)	8.64%	4.45%	5.01%

Management

Investment Adviser(s)

The Portfolio is managed by Thrivent Financial for Lutherans ("Thrivent Financial" or the "Adviser").

Portfolio Manager(s)

Stephen D. Lowe, CFA, Mark L. Simenstad, CFA, Noah J. Monsen, CFA, Darren M. Bagwell, CFA and David R. Spangler, CFA are jointly and primarily responsible for the day-to-day management of the Portfolio. Mr. Lowe has served as a portfolio manager of the Portfolio since August 2013. Mr. Simenstad and Mr. Monsen have served as portfolio managers of the Portfolio since April 2015. Mr. Bagwell and Mr. Spangler have served as portfolio managers of the Portfolio since February 2019. Mr. Lowe is Vice President of Fixed Income Mutual Funds and Separate Accounts and has been with Thrivent Financial since 1997. He has served as a portfolio manager since 2009. Mr. Simenstad is Chief Investment Strategist and has been with Thrivent Financial since 1999. Mr. Monsen has been with Thrivent Financial since 2000 and has served in an investment management capacity since 2008. Mr. Bagwell is Vice President, Chief Equity Strategist and has been with Thrivent Financial in an investment management capacity since 2002. Mr. Spangler has been with Thrivent Financial since 2002, in an investment management capacity since 2006 and currently is a Senior Portfolio Manager.

Purchase and Sale of Shares

Shares of each series of Thrivent Series Fund, Inc. (the “Fund”) may be sold, without any minimum initial or subsequent investment requirements, only to:

- Separate accounts of Thrivent Financial;
- Separate accounts of other insurance companies not affiliated with Thrivent Financial; and
- Other Portfolios of the Fund.

Tax Information

For information about certain tax-related aspects of investing in the Portfolio through a variable contract, please see the variable product prospectus.

Payments to Broker-Dealers and Other Financial Intermediaries

If you purchase the Portfolio through a broker-dealer or other financial intermediary (such as an insurance company), the Portfolio and its related companies may pay the intermediary for the sale of Portfolio shares and related services. These payments may create a conflict of interest by influencing the broker-dealer or other intermediary and your salesperson to recommend the Portfolio over another investment. Ask your salesperson or visit your financial intermediary’s website for more information.

APRIL 30, 2020

THRIVENT DIVERSIFIED INCOME PLUS PORTFOLIO

SUMMARY PROSPECTUS

This Summary Prospectus is designed to provide investors with key information about the Portfolio in a clear and concise format. Before you invest, you may want to review the Portfolio's complete prospectus, which contains more information about the Portfolio and its risks.

- **If you purchased shares of Thrivent Variable Portfolios through Thrivent Financial:**
You can find the Portfolio's prospectus, reports to shareholders, and other information about the Portfolio online at ThriventPortfolios.com. You can also get this information at no cost by calling 800-847-4839 or by sending an email request to mail@thrivent.com
- **If you purchased shares of Thrivent Variable Portfolios from a firm other than Thrivent Financial:**
You can find the Portfolio's prospectus, reports to shareholders, and other information about the Portfolio online at ThriventPortfolios.com. You can also get this information by calling or emailing your financial advisor.

The Portfolio's prospectus and statement of additional information, both dated April 30, 2020, are incorporated by reference into this Summary Prospectus and may be obtained, free of charge, at the website, phone number or email address noted above.

Shares of the Portfolio are sold only to insurance company separate accounts or to other investment companies funded by insurance company separate accounts. This Summary Prospectus is not intended for use by other investors.

Beginning on January 1, 2021, as permitted by regulations adopted by the U.S. Securities and Exchange Commission, paper copies of the Portfolios' annual and semi-annual shareholder reports will no longer be sent by mail, unless you specifically request paper copies of the reports. Instead, the reports will be made available on the Portfolios' website (ThriventPortfolios.com), and you will be notified by mail each time a report is posted and provided with a website address to access the report.

If you already elected to receive shareholder reports electronically, you will not be affected by this change and you do not need to take any action. You may elect to receive shareholder reports and other communications by enrolling at Thrivent.com/gopaperless.

You may elect to receive all future shareholder reports in paper free of charge. You can call 800-847-4836 to let us know you wish to continue receiving paper copies of your shareholder reports. Your election to receive shareholder reports in paper will apply to all Portfolios held in your insurance company separate account.

Thrivent Diversified Income Plus Portfolio

Investment Objective

Thrivent Diversified Income Plus Portfolio (the "Portfolio") seeks to maximize income while maintaining prospects for capital appreciation.

Fees and Expenses

This table describes the fees and expenses that you may pay if you buy and hold shares of the Portfolio. If you own a variable annuity contract or variable life insurance contract, you will have additional expenses including mortality and expense risk charges. Please refer to the prospectus for your variable contract for additional information about charges for those contracts.

SHAREHOLDER FEES (fees paid directly from your investment)	
Maximum Sales Charge (load) Imposed On Purchases (as a % of offering price)	N/A
Maximum Deferred Sales Charge (load) (as a percentage of the lower of the original purchase price or current net asset value)	N/A
ANNUAL PORTFOLIO OPERATING EXPENSES (expenses that you pay each year as a percentage of the value of your investment)	
Management Fees	0.40%
Other Expenses	0.06%
Acquired Fund Fees and Expenses	0.04%
Total Annual Portfolio Operating Expenses	0.50%

EXAMPLE This example is intended to help you compare the cost of investing in the Portfolio with the cost of investing in other mutual funds. The Portfolio is an investment option for variable contracts, and the example does not include charges imposed by variable contracts. If variable contract charges were imposed, your expenses would be higher than those shown. The example assumes that you invest \$10,000 in the Portfolio for the time periods indicated and then redeem all of your shares at the end of those periods. The example also assumes that your investment has a 5% return each year, and that the Portfolio's operating expenses remain the same. Although your actual cost may be higher or lower, based on the foregoing assumptions, your cost would be:

	1 Year	3 Years	5 Years	10 Years
Thrivent Diversified Income Plus Portfolio	\$51	\$160	\$280	\$628

Portfolio Turnover

The Portfolio pays transaction costs, such as commissions, when it buys and sells securities (or "turns over" its portfolio). A higher portfolio turnover rate may indicate higher transaction costs and may result in higher taxes when Portfolio shares are held in a taxable account. These costs, which are not reflected in annual fund operating expenses or in the example, affect the Portfolio's performance. During the most recent fiscal year, the Portfolio's portfolio turnover rate was 157% of the average value of its portfolio.

Principal Strategies

Under normal circumstances, the Portfolio invests in a combination of equity securities and debt securities within the ranges shown in the following table:

Broad Asset Category	Target Allocation	Allocation Range
Debt Securities	75%	55-95%
Equity Securities	25%	5-45%

The equity securities in which the Portfolio invests may include common stock, preferred stock, securities convertible into common stock, or securities or other instruments the price of which is linked to the value of common stock.

The debt securities in which the Portfolio invests may be of any maturity or credit quality, including high yield, high risk bonds, notes, debentures and other debt obligations commonly known as "junk bonds." At the time of purchase, these high-yield securities are rated within or below the "BB" major rating category by S&P or the "Ba" major rating category by Moody's or are unrated but considered to be of comparable quality by the Adviser. The Portfolio may also invest in leveraged loans, which are senior secured loans that are made by banks or other lending institutions to companies that are rated below investment grade. In addition, the Portfolio may invest in investment-grade corporate bonds, asset-backed securities, mortgage-backed securities (including commercially backed ones), convertible bonds, and sovereign and emerging market debt (both U.S. dollar and non-U.S. dollar denominated).

The Portfolio may invest in foreign securities, including those of issuers in emerging markets. An "emerging market" country is any country determined by the Adviser to have an emerging market economy, considering factors such as the country's credit rating, its political and economic stability and the development of its financial and capital markets.

The Portfolio utilizes derivatives primarily in the form of U.S. Treasury futures contracts in order to manage the Portfolio's duration, or interest rate risk. The Portfolio may enter into derivatives contracts traded on exchanges or in the over the counter market.

The Portfolio may also pursue its investment strategy by investing in other mutual funds managed by the Adviser or an affiliate.

The Adviser uses fundamental, quantitative and technical investment research techniques to determine what to buy and sell. Fundamental techniques assess a security's value based on an issuer's financial profile, management, and business prospects while quantitative and technical techniques involve a more data-oriented analysis of financial information, market trends and price movements.

Principal Risks

The Portfolio is subject to the following principal investment risks, which you should review carefully and in entirety. The Portfolio may not achieve its investment objective and you could lose money by investing in the Portfolio.

Interest Rate Risk. Interest rate risk is the risk that prices of debt securities decline in value when interest rates rise for debt securities that pay a fixed rate of interest. Debt securities with longer durations (a measure of price sensitivity of a bond or bond fund to changes in interest rates) or maturities (i.e., the amount of time until a bond's issuer must pay its principal or face value) tend to be more sensitive to changes in interest rates than debt securities with shorter durations or maturities. Changes by the Federal Reserve to monetary policies could affect interest rates and the value of some securities. In addition, the phase out of LIBOR (the offered rate for short-term Eurodollar deposits between major international banks) by the end of 2021 could lead to increased volatility and illiquidity in certain markets that currently rely on LIBOR to determine interest rates.

Equity Security Risk. Equity securities held by the Portfolio may decline significantly in price, sometimes rapidly or unpredictably, over short or extended periods of time, and such declines may occur because of declines in the equity market as a whole, or because of declines in only a particular country, company, industry, or sector of the market. From time to time, the Portfolio may invest a significant portion of its assets in companies in one or more related sectors or industries which would make the Portfolio more vulnerable to adverse developments affecting such sectors or industries. Equity securities are generally more volatile than most debt securities.

Credit Risk. Credit risk is the risk that an issuer of a debt security to which the Portfolio is exposed may no

longer be able or willing to pay its debt. As a result of such an event, the debt security may decline in price and affect the value of the Portfolio.

Allocation Risk. The Portfolio's investment performance depends upon how its assets are allocated across broad asset categories and applicable sub-classes within such categories. Some broad asset categories and sub-classes may perform below expectations or the securities markets generally over short and extended periods. Therefore, a principal risk of investing in the Portfolio is that the allocation strategies used and the allocation decisions made will not produce the desired results.

Mortgage-Backed and Other Asset-Backed Securities Risk. The value of mortgage-backed and asset-backed securities will be influenced by the factors affecting the housing market and the assets underlying such securities. As a result, during periods of declining asset value, difficult or frozen credit markets, swings in interest rates, or deteriorating economic conditions, mortgage-related and asset-backed securities may decline in value, face valuation difficulties, become more volatile and/or become illiquid. In addition, both mortgage-backed and asset-backed securities are sensitive to changes in the repayment patterns of the underlying security. If the principal payment on the underlying asset is repaid faster or slower than the holder of the asset-backed or mortgage-backed security anticipates, the price of the security may fall, particularly if the holder must reinvest the repaid principal at lower rates or must continue to hold the security when interest rates rise. This effect may cause the value of the Portfolio to decline and reduce the overall return of the Portfolio.

Market Risk. Over time, securities markets generally tend to move in cycles with periods when security prices rise and periods when security prices decline. The value of the Portfolio's investments may move with these cycles and, in some instances, increase or decrease more than the applicable market(s) as measured by the Portfolio's benchmark index(es). The securities markets may also decline because of factors that affect a particular industry or due to impacts from the spread of infectious illness, public health threats or similar issues.

High Yield Risk. High yield securities – commonly known as “junk bonds” – to which the Portfolio is exposed are considered predominantly speculative with respect to the issuer's continuing ability to make principal and interest payments. If the issuer of the security is in default with respect to interest or principal payments, the value of the Portfolio may be negatively affected. High yield securities generally have a less liquid resale market.

Leveraged Loan Risk. Leveraged loans (also known as bank loans) are subject to the risks typically associated

with debt securities. In addition, leveraged loans, which typically hold a senior position in the capital structure of a borrower, are subject to the risk that a court could subordinate such loans to presently existing or future indebtedness or take other action detrimental to the holders of leveraged loans. Leveraged loans are also subject to the risk that the value of the collateral, if any, securing a loan may decline, be insufficient to meet the obligations of the borrower, or be difficult to liquidate. Some leveraged loans are not as easily purchased or sold as publicly-traded securities and others are illiquid, which may make it more difficult for the Portfolio to value them or dispose of them at an acceptable price. Below investment-grade leveraged loans are typically more credit sensitive. In the event of fraud or misrepresentation, the Portfolio may not be protected under federal securities laws with respect to leveraged loans that may not be in the form of "securities." The settlement period for some leveraged loans may be more than seven days.

Prepayment Risk. When interest rates fall, certain obligations will be paid off by the obligor more quickly than originally anticipated, and a Portfolio may have to invest the proceeds in securities with lower yields. In periods of falling interest rates, the rate of prepayments tends to increase (as does price fluctuation) as borrowers are motivated to pay off debt and refinance at new lower rates. During such periods, reinvestment of the prepayment proceeds by the management team will generally be at lower rates of return than the return on the assets that were prepaid. Prepayment generally reduces the yield to maturity and the average life of the security.

Large Cap Risk. Large-sized companies may be unable to respond quickly to new competitive challenges such as changes in technology. They may also not be able to attain the high growth rate of successful smaller companies, especially during extended periods of economic expansion.

Foreign Securities Risk. Foreign securities generally carry more risk and are more volatile than their domestic counterparts, in part because of potential for higher political and economic risks, lack of reliable information and fluctuations in currency exchange rates where investments are denominated in currencies other than the U.S. dollar. Certain events in foreign markets may adversely affect foreign and domestic issuers, including interruptions in the global supply chain, natural disasters and outbreak of infectious diseases. The Portfolio's investment in any country could be subject to governmental actions such as capital or currency controls, nationalizing a company or industry, expropriating assets, or imposing punitive taxes that would have an adverse effect on security prices, and impair the Portfolio's ability to repatriate capital or income. Foreign securities may also be more difficult to

resell than comparable U.S. securities because the markets for foreign securities are often less liquid. Even when a foreign security increases in price in its local currency, the appreciation may be diluted by adverse changes in exchange rates when the security's value is converted to U.S. dollars. Foreign withholding taxes also may apply and errors and delays may occur in the settlement process for foreign securities.

Emerging Markets Risk. The economic and political structures of developing countries in emerging markets, in most cases, do not compare favorably with the U.S. or other developed countries in terms of wealth and stability, and their financial markets often lack liquidity. Portfolio performance will likely be negatively affected by portfolio exposure to countries and corporations domiciled in or with revenue exposures to countries in the midst of, among other things, hyperinflation, currency devaluation, trade disagreements, sudden political upheaval, or interventionist government policies. Portfolio performance may also be negatively affected by portfolio exposure to countries and corporations domiciled in or with revenue exposures to countries with less developed legal, tax, regulatory, and accounting systems. Significant buying or selling actions by a few major investors may also heighten the volatility of emerging markets. These factors make investing in emerging market countries significantly riskier than in other countries, and events in any one country could cause the Portfolio's share price to decline.

Foreign Currency Risk. The value of a foreign currency may decline against the U.S. dollar, which would reduce the dollar value of securities denominated in that currency. The overall impact of such a decline of foreign currency can be significant, unpredictable, and long lasting, depending on the currencies represented, how each one appreciates or depreciates in relation to the U.S. dollar, and whether currency positions are hedged. Under normal conditions, the Portfolio does not engage in extensive foreign currency hedging programs. Further, exchange rate movements are volatile, and it is not possible to effectively hedge the currency risks of many developing countries.

Preferred Securities Risk. There are certain additional risks associated with investing in preferred securities, including, but not limited to, preferred securities may include provisions that permit the issuer, at its discretion, to defer or omit distributions for a stated period without any adverse consequences to the issuer; preferred securities are generally subordinated to bonds and other debt instruments in a company's capital structure in terms of having priority to corporate income and liquidation payments, and therefore will be subject to greater credit risk than more senior debt instruments; preferred securities may be substantially less liquid than many other securities, such as common

stocks or U.S. Government securities; generally, traditional preferred securities offer no voting rights with respect to the issuing company unless preferred dividends have been in arrears for a specified number of periods, at which time the preferred security holders may elect a number of directors to the issuer's board; and in certain varying circumstances, an issuer of preferred securities may redeem the securities prior to a specified date.

Other Funds Risk. Because the Portfolio invests in other funds managed by the Adviser or an affiliate ("Other Funds"), the performance of the Portfolio is dependent, in part, upon the performance of Other Funds in which the Portfolio may invest. As a result, the Portfolio is subject to the same risks as those faced by the Other Funds. In addition, Other Funds may be subject to additional fees and expenses that will be borne by the Portfolio.

Investment Adviser Risk. The Portfolio is actively managed and the success of its investment strategy depends significantly on the skills of the Adviser in assessing the potential of the investments in which the Portfolio invests. This assessment of investments may prove incorrect, resulting in losses or poor performance, even in rising markets. There is also no guarantee that the Adviser will be able to effectively implement the Portfolio's investment objective.

Conflicts of Interest Risk. An investment in the Portfolio will be subject to a number of actual or potential conflicts of interest. For example, the Adviser or its affiliates may provide services to the Portfolio for which the Portfolio would compensate the Adviser and/or such affiliates. The Portfolio may invest in other pooled investment vehicles sponsored, managed, or otherwise affiliated with the Adviser, including other Portfolios. The Adviser may have an incentive (financial or otherwise) to enter into transactions or arrangements on behalf of the Portfolio with itself or its affiliates in circumstances where it might not have done so otherwise.

The Adviser or its affiliates manage other investment funds and/or accounts (including proprietary accounts) and have other clients with investment objectives and strategies that are similar to, or overlap with, the investment objective and strategy of the Portfolio, creating conflicts of interest in investment and allocation decisions regarding the allocation of investments that could be appropriate for the Portfolio and other clients of the Adviser or their affiliates.

Issuer Risk. Issuer risk is the possibility that factors specific to an issuer to which the Portfolio is exposed will affect the market prices of the issuer's securities and therefore the value of the Portfolio.

Liquidity Risk. Liquidity is the ability to sell a security relatively quickly for a price that most closely reflects

the actual value of the security. Dealer inventories of bonds are at or near historic lows in relation to market size, which has the potential to decrease liquidity and increase price volatility in the fixed income markets, particularly during periods of economic or market stress. As a result of this decreased liquidity, the Portfolio may have to accept a lower price to sell a security, sell other securities to raise cash, or give up an investment opportunity, any of which could have a negative effect on performance.

Derivatives Risk. The use of derivatives (such as futures) involves additional risks and transaction costs which could leave the Portfolio in a worse position than if it had not used these instruments. The Portfolio utilizes futures on U.S. Treasuries in order to manage duration. The use of derivatives can lead to losses because of adverse movements in the price or value of the underlying asset, index or rate, which may be magnified by certain features of the contract. Changes in the value of the derivative may not correlate as intended with the underlying asset, rate or index, and the Portfolio could lose much more than the original amount invested. Derivatives can be highly volatile, illiquid and difficult to value. Certain derivatives may also be subject to counterparty risk, which is the risk that the other party in the transaction will not fulfill its contractual obligations due to its financial condition, market events, or other reasons.

Quantitative Investing Risk. Quantitative Investing Risk is the risk that securities selected according to a quantitative analysis methodology can perform differently from the market as a whole based on the model and the factors used in the analysis, the weight placed on each factor and changes in the factor's historical trends. Such models are based on assumptions of these and other market factors, and the models may not take into account certain factors, or perform as intended, and may result in a decline in the value of the Portfolio's portfolio.

Portfolio Turnover Rate Risk. The Portfolio may engage in active and frequent trading of portfolio securities in implementing its principal investment strategies. A high rate of portfolio turnover (100% or more) involves correspondingly greater expenses which are borne by the Portfolio and its shareholders and may also result in short-term capital gains taxable to shareholders.

Health Crisis Risk. The global pandemic outbreak of the novel coronavirus known as COVID-19 has resulted in substantial market volatility and global business disruption. The duration and full effects of the outbreak are uncertain and may result in trading suspensions and market closures, limit liquidity and the ability of the Portfolio to process shareholder redemptions, and negatively impact Portfolio performance. The COVID-19 outbreak and future pandemics could affect the global

economy in ways that cannot be foreseen and may exacerbate other types of risks, negatively impacting the value of the Portfolio.

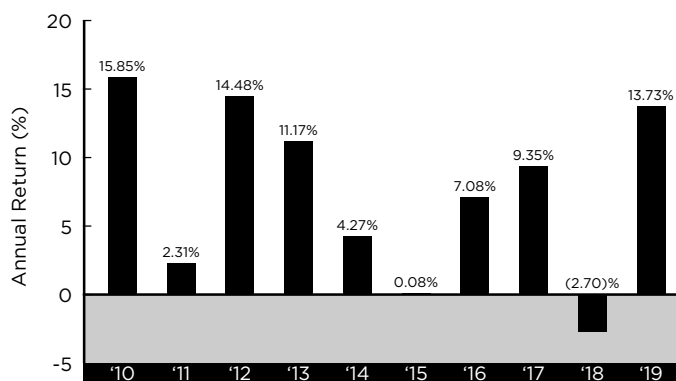
Performance

The following bar chart and table provide an indication of the risks of investing in the Portfolio by showing changes in the Portfolio's performance from year to year and by showing how the Portfolio's average annual returns for one-, five- and ten-year periods compared to broad-based securities market indices. The index descriptions appear in the "Index Descriptions" section of the prospectus. Call 800-847-4836 or visit Thrivent.com for performance results current to the most recent month-end.

The bar chart and table include the effects of Portfolio expenses, but not charges or deductions against your variable contract, and assume that you sold your investment at the end of the period. Because shares of the Portfolio are offered through variable life insurance and variable annuity contracts, you should carefully review the variable contract prospectus for information on applicable charges and expenses. If the charges and deductions against your variable contract were included, returns would be lower than those shown.

How a Portfolio has performed in the past is not necessarily an indication of how it will perform in the future. Performance information provides some indication of the risks of investing in the Portfolio by showing changes in the Portfolio's performance over time.

YEAR-BY-YEAR TOTAL RETURN



Best Quarter:	Q3 '10	+8.01%
Worst Quarter:	Q3 '11	(7.22)%

AVERAGE ANNUAL TOTAL RETURNS (PERIODS ENDING DECEMBER 31, 2019)			
	1 Year	5 Years	10 Years
Thrivent Diversified Income Plus Portfolio	13.73%	5.34%	7.39%
Bloomberg Barclays U.S. Mortgage-Backed Securities Index (reflects no deduction for fees, expenses or taxes)	6.35%	2.58%	3.15%
Bloomberg Barclays U.S. High Yield Ba/B 2% Issuer Capped Index (reflects no deduction for fees, expenses or taxes)	15.18%	6.05%	7.43%
MSCI World Index - USD Net Returns (reflects no deduction for fees, expenses or taxes)	27.67%	8.74%	9.47%
S&P/LSTA Leveraged Loan Index (reflects no deduction for fees, expenses or taxes)	8.64%	4.45%	5.01%

Management

Investment Adviser(s)

The Portfolio is managed by Thrivent Financial for Lutherans ("Thrivent Financial" or the "Adviser").

Portfolio Manager(s)

Mark L. Simenstad, CFA, Stephen D. Lowe, CFA, Noah J. Mosen, CFA, Gregory R. Anderson, CFA and Darren M. Bagwell, CFA are jointly and primarily responsible for the day-to-day management of the Portfolio. Mr. Simenstad has served as a portfolio manager of the Portfolio since March 2006. Mr. Lowe and Mr. Mosen have served as portfolio managers of the Portfolio since April 2015. Mr. Anderson has served as a portfolio manager of the Portfolio since October 2018. Mr. Bagwell has served as a portfolio manager of the Portfolio since February 2019. Mr. Simenstad is Chief Investment Strategist and has been with Thrivent Financial since 1999. Mr. Lowe is Vice President of Fixed Income Mutual Funds and Separate Accounts and has been with Thrivent Financial since 1997. He has served as a portfolio manager since 2009. Mr. Mosen has been with Thrivent Financial since 2000 and has served in an investment management capacity since 2008. Mr. Anderson is Vice President, Fixed Income General Accounts. He has been with Thrivent Financial since 1997 and has served as a portfolio manager since 2000. Mr. Bagwell is Vice President, Chief Equity Strategist and has been with Thrivent Financial in an investment management capacity since 2002.

Purchase and Sale of Shares

Shares of each series of Thrivent Series Fund, Inc. (the “Fund”) may be sold, without any minimum initial or subsequent investment requirements, only to:

- Separate accounts of Thrivent Financial;
- Separate accounts of other insurance companies not affiliated with Thrivent Financial; and
- Other Portfolios of the Fund.

Tax Information

For information about certain tax-related aspects of investing in the Portfolio through a variable contract, please see the variable product prospectus.

Payments to Broker-Dealers and Other Financial Intermediaries

If you purchase the Portfolio through a broker-dealer or other financial intermediary (such as an insurance company), the Portfolio and its related companies may pay the intermediary for the sale of Portfolio shares and related services. These payments may create a conflict of interest by influencing the broker-dealer or other intermediary and your salesperson to recommend the Portfolio over another investment. Ask your salesperson or visit your financial intermediary’s website for more information.

APRIL 30, 2020

THRIVENT ESG INDEX PORTFOLIO SUMMARY PROSPECTUS

This Summary Prospectus is designed to provide investors with key information about the Portfolio in a clear and concise format. Before you invest, you may want to review the Portfolio's complete prospectus, which contains more information about the Portfolio and its risks.

- **If you purchased shares of Thrivent Variable Portfolios through Thrivent Financial:**
You can find the Portfolio's prospectus, reports to shareholders, and other information about the Portfolio online at ThriventPortfolios.com. You can also get this information at no cost by calling 800-847-4839 or by sending an email request to mail@thrivent.com
- **If you purchased shares of Thrivent Variable Portfolios from a firm other than Thrivent Financial:**
You can find the Portfolio's prospectus, reports to shareholders, and other information about the Portfolio online at ThriventPortfolios.com. You can also get this information by calling or emailing your financial advisor.

The Portfolio's prospectus and statement of additional information, both dated April 30, 2020, are incorporated by reference into this Summary Prospectus and may be obtained, free of charge, at the website, phone number or email address noted above.

Shares of the Portfolio are sold only to insurance company separate accounts or to other investment companies funded by insurance company separate accounts. This Summary Prospectus is not intended for use by other investors.

Beginning on January 1, 2021, as permitted by regulations adopted by the U.S. Securities and Exchange Commission, paper copies of the Portfolios' annual and semi-annual shareholder reports will no longer be sent by mail, unless you specifically request paper copies of the reports. Instead, the reports will be made available on the Portfolios' website (ThriventPortfolios.com), and you will be notified by mail each time a report is posted and provided with a website address to access the report.

If you already elected to receive shareholder reports electronically, you will not be affected by this change and you do not need to take any action. You may elect to receive shareholder reports and other communications by enrolling at Thrivent.com/gopaperless.

You may elect to receive all future shareholder reports in paper free of charge. You can call 800-847-4836 to let us know you wish to continue receiving paper copies of your shareholder reports. Your election to receive shareholder reports in paper will apply to all Portfolios held in your insurance company separate account.

Thrivent ESG Index Portfolio

Investment Objective

Thrivent ESG Index Portfolio (the "Portfolio") seeks to track the investment results of an index composed of companies selected by the index provider based on environmental, social and governance characteristics. The Portfolio's investment objective may be changed without shareholder approval.

Fees and Expenses

This table describes the fees and expenses that you may pay if you buy and hold shares of the Portfolio. If you own a variable annuity contract or variable life insurance contract, you will have additional expenses including mortality and expense risk charges. Please refer to the prospectus for your variable contract for additional information about charges for those contracts.

SHAREHOLDER FEES (fees paid directly from your investment)	
Maximum Sales Charge (load) Imposed On Purchases (as a % of offering price)	N/A
Maximum Deferred Sales Charge (load) (as a percentage of the lower of the original purchase price or current net asset value)	N/A
ANNUAL PORTFOLIO OPERATING EXPENSES (expenses that you pay each year as a percentage of the value of your investment)	
Management Fees	0.20%
Other Expenses ¹	2.78%
Total Annual Portfolio Operating Expenses	2.98%
Less Fee Waivers and/or Expense Reimbursements ²	2.60%
Total Annual Portfolio Operating Expenses After Fee Waivers and/or Expense Reimbursements	0.38%

¹ These expenses are based on estimated amounts for the current fiscal year.

² The Adviser has contractually agreed, through at least April 30, 2021, to waive certain fees and/or reimburse certain expenses associated with the shares of the Thrivent ESG Index Portfolio in order to limit the Total Annual Portfolio Operating Expenses After Fee Waivers and/or Expense Reimbursements to an annual rate of 0.38% of the average daily net assets of the shares. This contractual provision, however, may be terminated before the indicated termination date upon the mutual agreement between the Independent Directors of the Portfolio and the Adviser.

EXAMPLE This example is intended to help you compare the cost of investing in the Portfolio with the cost of investing in other mutual funds. The Portfolio is an investment option for variable contracts, and the example does not include charges imposed by variable contracts. If variable contract charges were imposed, your expenses would be higher than those shown. The example assumes that you invest \$10,000 in the

Portfolio for the time periods indicated and then redeem all of your shares at the end of those periods. In addition, the example for the 1 Year period reflects the effect of the contractual fee waiver and/or expense reimbursement. The example also assumes that your investment has a 5% return each year, and that the Portfolio's operating expenses remain the same. Although your actual cost may be higher or lower, based on the foregoing assumptions, your cost would be:

	1 Year	3 Years
Thrivent ESG Index Portfolio	\$39	\$675

Portfolio Turnover

The Portfolio pays transaction costs, such as commissions, when it buys and sells securities (or "turns over" its portfolio). A higher portfolio turnover rate may indicate higher transaction costs and may result in higher taxes when Portfolio shares are held in a taxable account. These costs, which are not reflected in annual fund operating expenses or in the example, affect the Portfolio's performance. Because the Portfolio had not yet commenced operations prior to the date of this prospectus, the Portfolio's portfolio turnover rate for the most recent fiscal year end is not yet available.

Principal Strategies

Under normal circumstances, the Portfolio invests substantially all of its assets (more than 80% of its net assets, plus the amount of any borrowings for investment purposes) in the common stocks of companies included in the MSCI KLD 400 Social Index (the "Index") in the proportions in which they are represented in the Index. This is a passively managed Portfolio, which means that the Adviser does not actively choose the securities that should make up the Portfolio. The Index is a float-adjusted market capitalization weighted index designed to provide exposure to U.S. companies with outstanding environmental, social and governance ("ESG") ratings and excluding exposure to companies with negative social or environmental impacts, all as identified by MSCI Inc. (the "Index Provider" or "MSCI"). As of March 31, 2020, the Index consisted of 404 companies identified by the Index Provider from the universe of companies included in the MSCI USA IMI Index, which targets 99% of the market coverage of stocks that are listed for trading on major exchanges in the U.S., as determined by the Index Provider. MSCI constructs the Index based on considerations of ESG performance, sector alignment and size representation of each eligible company, as described in more detail below. The methodology MSCI uses to construct the Index is as of the date of this prospectus and is subject to change as

determined from time to time by MSCI. The Index excludes companies whose products have negative social or environmental impacts. Companies that MSCI determines have significant involvement in the following businesses are not eligible for the Index: alcohol, gambling, tobacco, military weapons, civilian firearms, nuclear power, adult entertainment and genetically modified organisms.

In evaluating ESG performance of eligible companies, MSCI uses proprietary ratings and research covering ESG criteria. MSCI identifies companies that demonstrate an ability to manage their ESG risks and opportunities. MSCI identifies key ESG issues that hold the greatest potential risk or opportunity for each industry sector, which may include the following: climate change, natural resources, pollution and waste, environmental opportunities, human capital, product liability, stakeholder opposition, social opportunities, corporate governance, and corporate behavior. MSCI calculates a company's exposure relating to a key issue based on an analysis of a company's business and takes into account a company's management process of that issue. MSCI's ESG criteria also includes, but is not limited to, an analysis of companies involved in very serious controversies, which may result in those companies' exclusion from the Index.

The Index is reviewed quarterly for adjustments, and when changes to the Index occur, the Adviser will attempt to replicate these changes within the Portfolio. However, any such changes may result in slight variations from time to time. The Index may include large, mid or small cap companies. The components of the Index, and the degree to which these components represent certain industry sectors, are likely to change over time. The Portfolio may buy and sell equity index futures and exchange traded funds ("ETF") for investment exposure. For liquidity reasons, the Portfolio may invest to some degree in money market instruments.

Principal Risks

The Portfolio is subject to the following principal investment risks, which you should review carefully and in entirety. The Portfolio may not achieve its investment objective and you could lose money by investing in the Portfolio.

ESG (Environmental, Social & Governance)

Investment Strategy Risk. The Portfolio's ESG investment strategy limits the types and number of investment opportunities available to the Portfolio and, as a result, the Portfolio may underperform other funds that do not have an ESG focus. The Portfolio's ESG investment strategy may result in the Portfolio investing in securities or industry sectors that underperform the market as a whole or underperform other funds screened for ESG standards. In addition, the Index Provider may be unsuccessful in creating an index

composed of companies that exhibit positive ESG characteristics.

Equity Security Risk. Equity securities held by the Portfolio may decline significantly in price, sometimes rapidly or unpredictably, over short or extended periods of time, and such declines may occur because of declines in the equity market as a whole, or because of declines in only a particular country, company, industry, or sector of the market. From time to time, the Portfolio may invest a significant portion of its assets in companies in one or more related sectors or industries which would make the Portfolio more vulnerable to adverse developments affecting such sectors or industries. Equity securities are generally more volatile than most debt securities.

ETF Risk. An ETF is subject to the risks of the underlying investments that it holds. In addition, for index-based ETFs, the performance of an ETF may diverge from the performance of such index (commonly known as tracking error). ETFs are subject to fees and expenses (like management fees and operating expenses) that do not apply to an index, and the Portfolio will indirectly bear its proportionate share of any such fees and expenses paid by the ETFs in which it invests. Because ETFs trade on an exchange, there is a risk that an ETF will trade at a discount to net asset value or that investors will fail to bring the trading price in line with the underlying shares (known as the arbitrage mechanism).

Futures Contract Risk. The value of a futures contract tends to increase and decrease in tandem with the value of the underlying instrument. The price of futures can be highly volatile; using them could lower total return, and the potential loss from futures can exceed the Portfolio's initial investment in such contracts. In addition, the value of the futures contract may not accurately track the value of the underlying instrument.

Issuer Risk. Issuer risk is the possibility that factors specific to an issuer to which the Portfolio is exposed will affect the market prices of the issuer's securities and therefore the value of the Portfolio.

Large Cap Risk. Large-sized companies may be unable to respond quickly to new competitive challenges such as changes in technology. They may also not be able to attain the high growth rate of successful smaller companies, especially during extended periods of economic expansion.

Market Risk. Over time, securities markets generally tend to move in cycles with periods when security prices rise and periods when security prices decline. The value of the Portfolio's investments may move with these cycles and, in some instances, increase or decrease more than the applicable market(s) as measured by the Portfolio's benchmark index(es). The securities markets may also decline because of factors that affect a particular industry or due to impacts from the spread of infectious illness, public health threats or similar issues.

Mid Cap Risk. Medium-sized companies often have greater price volatility, lower trading volume, and less

liquidity than larger, more-established companies. These companies tend to have smaller revenues, narrower product lines, less management depth and experience, smaller shares of their product or service markets, fewer financial resources, and less competitive strength than larger companies.

Sector Risk. Companies with similar characteristics may be grouped together in broad categories called sectors. From time to time, the Portfolio may have significant positions in one or more sectors of the market. To the extent the Portfolio invests more heavily in particular sectors than others, its performance may be more susceptible to developments that significantly affect those sectors. Individual sectors may be more volatile, and may perform differently, than the broader market. The industries that constitute a sector may all react in the same way to economic, political or regulatory events.

Indexing Strategy/Index Tracking Risk. The Portfolio is managed with an indexing investment strategy, attempting to track the performance of an unmanaged index of securities, regardless of the current or projected performance of the Index or of the actual securities comprising the Index. The structure and composition of the Index will affect the performance, volatility, and risk of the Index and, consequently, the performance, volatility, and risk of the Portfolio. While the Adviser seeks to track the performance of the Index (i.e., achieve a high degree of correlation with the Index), the Portfolio's return may not match the return of the Index. The Portfolio incurs a number of operating expenses not applicable to the Index, and incurs costs in buying and selling securities. In addition, the Portfolio may not be fully invested at times, generally as a result of cash flows into or out of the Portfolio or reserves of cash held by the Portfolio to meet redemptions. The Adviser may attempt to replicate the Index return by investing in fewer than all of the securities in the Index, or in some securities not included in the Index, potentially increasing the risk of divergence between the Portfolio's return and that of the Index.

Health Crisis Risk. The global pandemic outbreak of the novel coronavirus known as COVID-19 has resulted in substantial market volatility and global business disruption. The duration and full effects of the outbreak are uncertain and may result in trading suspensions and market closures, limit liquidity and the ability of the Portfolio to process shareholder redemptions, and negatively impact Portfolio performance. The COVID-19 outbreak and future pandemics could affect the global economy in ways that cannot be foreseen and may exacerbate other types of risks, negatively impacting the value of the Portfolio.

Performance

No performance information for the Portfolio is provided because it had not commenced operations prior to the date of this prospectus and does not yet have a full calendar year of performance history. The index description appears in the "Index Descriptions" section of the prospectus. Call 800-847-4836 or visit

Thrivent.com for performance results current to the most recent month-end that takes place after April 30, 2020.

How the Portfolio has performed in the past is not necessarily an indication of how it will perform in the future. Performance information provides some indication of the risks of investing in the Portfolio by showing changes in the Portfolio's performance over time.

Management

Investment Adviser(s)

The Portfolio is managed by Thrivent Financial for Lutherans ("Thrivent Financial" or the "Adviser").

Portfolio Manager(s)

Brian W. Bomgren, CQF and **Sharon Wang, CFA, FRM** are jointly and primarily responsible for the day-to-day management of the Portfolio. Mr. Bomgren and Ms. Wang have served as portfolio managers of the Portfolio since April 2020. Mr. Bomgren has been with Thrivent Financial since 2006 and is currently a Senior Portfolio Manager. Ms. Wang has been with Thrivent Financial since 2017 and is currently a Senior Portfolio Manager. Prior to joining Thrivent Financial, Ms. Wang worked at Bryn Mawr Capital Management as a portfolio manager from 2009 to 2016.

Purchase and Sale of Shares

Shares of each series of Thrivent Series Fund, Inc. (the "Fund") may be sold, without any minimum initial or subsequent investment requirements, only to:

- Separate accounts of Thrivent Financial;
- Separate accounts of other insurance companies not affiliated with Thrivent Financial; and
- Other Portfolios of the Fund.

Tax Information

For information about certain tax-related aspects of investing in the Portfolio through a variable contract, please see the variable product prospectus.

Payments to Broker-Dealers and Other Financial Intermediaries

If you purchase the Portfolio through a broker-dealer or other financial intermediary (such as an insurance company), the Portfolio and its related companies may pay the intermediary for the sale of Portfolio shares and related services. These payments may create a conflict of interest by influencing the broker-dealer or other intermediary and your salesperson to recommend the Portfolio over another investment. Ask your salesperson or visit your financial intermediary's website for more information.

APRIL 30, 2020

THRIVENT GLOBAL STOCK PORTFOLIO SUMMARY PROSPECTUS

This Summary Prospectus is designed to provide investors with key information about the Portfolio in a clear and concise format. Before you invest, you may want to review the Portfolio's complete prospectus, which contains more information about the Portfolio and its risks.

- **If you purchased shares of Thrivent Variable Portfolios through Thrivent Financial:**
You can find the Portfolio's prospectus, reports to shareholders, and other information about the Portfolio online at ThriventPortfolios.com. You can also get this information at no cost by calling 800-847-4839 or by sending an email request to mail@thrivent.com
- **If you purchased shares of Thrivent Variable Portfolios from a firm other than Thrivent Financial:**
You can find the Portfolio's prospectus, reports to shareholders, and other information about the Portfolio online at ThriventPortfolios.com. You can also get this information by calling or emailing your financial advisor.

The Portfolio's prospectus and statement of additional information, both dated April 30, 2020, are incorporated by reference into this Summary Prospectus and may be obtained, free of charge, at the website, phone number or email address noted above.

Shares of the Portfolio are sold only to insurance company separate accounts or to other investment companies funded by insurance company separate accounts. This Summary Prospectus is not intended for use by other investors.

Beginning on January 1, 2021, as permitted by regulations adopted by the U.S. Securities and Exchange Commission, paper copies of the Portfolios' annual and semi-annual shareholder reports will no longer be sent by mail, unless you specifically request paper copies of the reports. Instead, the reports will be made available on the Portfolios' website (ThriventPortfolios.com), and you will be notified by mail each time a report is posted and provided with a website address to access the report.

If you already elected to receive shareholder reports electronically, you will not be affected by this change and you do not need to take any action. You may elect to receive shareholder reports and other communications by enrolling at Thrivent.com/gopaperless.

You may elect to receive all future shareholder reports in paper free of charge. You can call 800-847-4836 to let us know you wish to continue receiving paper copies of your shareholder reports. Your election to receive shareholder reports in paper will apply to all Portfolios held in your insurance company separate account.

Thrivent Global Stock Portfolio

Investment Objective

Thrivent Global Stock Portfolio (the "Portfolio") seeks long-term capital growth.

Fees and Expenses

This table describes the fees and expenses that you may pay if you buy and hold shares of the Portfolio. If you own a variable annuity contract or variable life insurance contract, you will have additional expenses including mortality and expense risk charges. Please refer to the prospectus for your variable contract for additional information about charges for those contracts.

SHAREHOLDER FEES (fees paid directly from your investment)	
Maximum Sales Charge (load) Imposed On Purchases (as a % of offering price)	N/A
Maximum Deferred Sales Charge (load) (as a percentage of the lower of the original purchase price or current net asset value)	N/A
ANNUAL PORTFOLIO OPERATING EXPENSES (expenses that you pay each year as a percentage of the value of your investment)	
Management Fees	0.59%
Other Expenses	0.05%
Total Annual Portfolio Operating Expenses	0.64%

EXAMPLE This example is intended to help you compare the cost of investing in the Portfolio with the cost of investing in other mutual funds. The Portfolio is an investment option for variable contracts, and the example does not include charges imposed by variable contracts. If variable contract charges were imposed, your expenses would be higher than those shown. The example assumes that you invest \$10,000 in the Portfolio for the time periods indicated and then redeem all of your shares at the end of those periods. The example also assumes that your investment has a 5% return each year, and that the Portfolio's operating expenses remain the same. Although your actual cost may be higher or lower, based on the foregoing assumptions, your cost would be:

	1 Year	3 Years	5 Years	10 Years
Thrivent Global Stock Portfolio	\$65	\$205	\$357	\$798

Portfolio Turnover

The Portfolio pays transaction costs, such as commissions, when it buys and sells securities (or "turns

over" its portfolio). A higher portfolio turnover rate may indicate higher transaction costs and may result in higher taxes when Portfolio shares are held in a taxable account. These costs, which are not reflected in annual fund operating expenses or in the example, affect the Portfolio's performance. During the most recent fiscal year, the Portfolio's portfolio turnover rate was 76% of the average value of its portfolio.

Principal Strategies

Under normal circumstances, the Portfolio invests at least 80% of its net assets in equity securities and invests at least 40% of its net assets in foreign securities (under normal market conditions). The Adviser focuses mainly on the equity securities of domestic and international companies. Should the Adviser change the investments used for purposes of this 80% threshold, we will notify you at least 60 days prior to the change.

The Portfolio seeks to achieve its investment objective by investing primarily in domestic and foreign common stocks. The Portfolio may buy and sell futures contracts to either hedge its exposure or obtain exposure to certain investments. The Adviser uses fundamental, quantitative, and technical investment research techniques to determine what stocks to buy and sell. Fundamental techniques assess a security's value based on an issuer's financial profile, management, and business prospects while quantitative and technical techniques involve a more data-oriented analysis of financial information, market trends and price movements. The Portfolio may sell securities for a variety of reasons, such as to secure gains, limit losses, or reposition assets into more promising opportunities.

Principal Risks

The Portfolio is subject to the following principal investment risks, which you should review carefully and in entirety. The Portfolio may not achieve its investment objective and you could lose money by investing in the Portfolio.

Equity Security Risk. Equity securities held by the Portfolio may decline significantly in price, sometimes rapidly or unpredictably, over short or extended periods of time, and such declines may occur because of declines in the equity market as a whole, or because of declines in only a particular country, company, industry, or sector of the market. From time to time, the Portfolio may invest a significant portion of its assets in companies in one or more related sectors or industries which would make the Portfolio more vulnerable to adverse developments affecting such sectors or industries. Equity securities are generally more volatile than most debt securities.

Large Cap Risk. Large-sized companies may be unable to respond quickly to new competitive challenges such as changes in technology. They may also not be able to attain the high growth rate of successful smaller companies, especially during extended periods of economic expansion.

Foreign Securities Risk. Foreign securities generally carry more risk and are more volatile than their domestic counterparts, in part because of potential for higher political and economic risks, lack of reliable information and fluctuations in currency exchange rates where investments are denominated in currencies other than the U.S. dollar. Certain events in foreign markets may adversely affect foreign and domestic issuers, including interruptions in the global supply chain, natural disasters and outbreak of infectious diseases. The Portfolio's investment in any country could be subject to governmental actions such as capital or currency controls, nationalizing a company or industry, expropriating assets, or imposing punitive taxes that would have an adverse effect on security prices, and impair the Portfolio's ability to repatriate capital or income. Foreign securities may also be more difficult to resell than comparable U.S. securities because the markets for foreign securities are often less liquid. Even when a foreign security increases in price in its local currency, the appreciation may be diluted by adverse changes in exchange rates when the security's value is converted to U.S. dollars. Foreign withholding taxes also may apply and errors and delays may occur in the settlement process for foreign securities.

Foreign Currency Risk. The value of a foreign currency may decline against the U.S. dollar, which would reduce the dollar value of securities denominated in that currency. The overall impact of such a decline of foreign currency can be significant, unpredictable, and long lasting, depending on the currencies represented, how each one appreciates or depreciates in relation to the U.S. dollar, and whether currency positions are hedged. Under normal conditions, the Portfolio does not engage in extensive foreign currency hedging programs. Further, exchange rate movements are volatile, and it is not possible to effectively hedge the currency risks of many developing countries.

Market Risk. Over time, securities markets generally tend to move in cycles with periods when security prices rise and periods when security prices decline. The value of the Portfolio's investments may move with these cycles and, in some instances, increase or decrease more than the applicable market(s) as measured by the Portfolio's benchmark index(es). The securities markets may also decline because of factors that affect a particular industry or due to impacts from the spread of infectious illness, public health threats or similar issues.

Quantitative Investing Risk. Quantitative Investing Risk is the risk that securities selected according to a

quantitative analysis methodology can perform differently from the market as a whole based on the model and the factors used in the analysis, the weight placed on each factor and changes in the factor's historical trends. Such models are based on assumptions of these and other market factors, and the models may not take into account certain factors, or perform as intended, and may result in a decline in the value of the Portfolio's portfolio.

Mid Cap Risk. Medium-sized companies often have greater price volatility, lower trading volume, and less liquidity than larger, more-established companies. These companies tend to have smaller revenues, narrower product lines, less management depth and experience, smaller shares of their product or service markets, fewer financial resources, and less competitive strength than larger companies.

Small Cap Risk. Smaller, less seasoned companies often have greater price volatility, lower trading volume, and less liquidity than larger, more established companies. These companies tend to have small revenues, narrower product lines, less management depth and experience, small shares of their product or service markets, fewer financial resources, and less competitive strength than larger companies. Such companies seldom pay significant dividends that could soften the impact of a falling market on returns.

Emerging Markets Risk. The economic and political structures of developing countries in emerging markets, in most cases, do not compare favorably with the U.S. or other developed countries in terms of wealth and stability, and their financial markets often lack liquidity. Portfolio performance will likely be negatively affected by portfolio exposure to countries and corporations domiciled in or with revenue exposures to countries in the midst of, among other things, hyperinflation, currency devaluation, trade disagreements, sudden political upheaval, or interventionist government policies. Portfolio performance may also be negatively affected by portfolio exposure to countries and corporations domiciled in or with revenue exposures to countries with less developed legal, tax, regulatory, and accounting systems. Significant buying or selling actions by a few major investors may also heighten the volatility of emerging markets. These factors make investing in emerging market countries significantly riskier than in other countries, and events in any one country could cause the Portfolio's share price to decline.

Futures Contract Risk. The value of a futures contract tends to increase and decrease in tandem with the value of the underlying instrument. The price of futures can be highly volatile; using them could lower total return, and the potential loss from futures can exceed the Portfolio's initial investment in such contracts. In addition, the value of the futures contract

may not accurately track the value of the underlying instrument.

Issuer Risk. Issuer risk is the possibility that factors specific to an issuer to which the Portfolio is exposed will affect the market prices of the issuer's securities and therefore the value of the Portfolio.

Investment Adviser Risk. The Portfolio is actively managed and the success of its investment strategy depends significantly on the skills of the Adviser in assessing the potential of the investments in which the Portfolio invests. This assessment of investments may prove incorrect, resulting in losses or poor performance, even in rising markets. There is also no guarantee that the Adviser will be able to effectively implement the Portfolio's investment objective.

Derivatives Risk. The use of derivatives (such as futures) involves additional risks and transaction costs which could leave the Portfolio in a worse position than if it had not used these instruments. The Portfolio utilizes equity futures in order to increase or decrease its exposure to various asset classes at a lower cost than trading stocks directly. The use of derivatives can lead to losses because of adverse movements in the price or value of the underlying asset, index or rate, which may be magnified by certain features of the contract. Changes in the value of the derivative may not correlate as intended with the underlying asset, rate or index, and the Portfolio could lose much more than the original amount invested. Derivatives can be highly volatile, illiquid and difficult to value. Certain derivatives may also be subject to counterparty risk, which is the risk that the other party in the transaction will not fulfill its contractual obligations due to its financial condition, market events, or other reasons.

Health Crisis Risk. The global pandemic outbreak of the novel coronavirus known as COVID-19 has resulted in substantial market volatility and global business disruption. The duration and full effects of the outbreak are uncertain and may result in trading suspensions and market closures, limit liquidity and the ability of the Portfolio to process shareholder redemptions, and negatively impact Portfolio performance. The COVID-19 outbreak and future pandemics could affect the global economy in ways that cannot be foreseen and may exacerbate other types of risks, negatively impacting the value of the Portfolio.

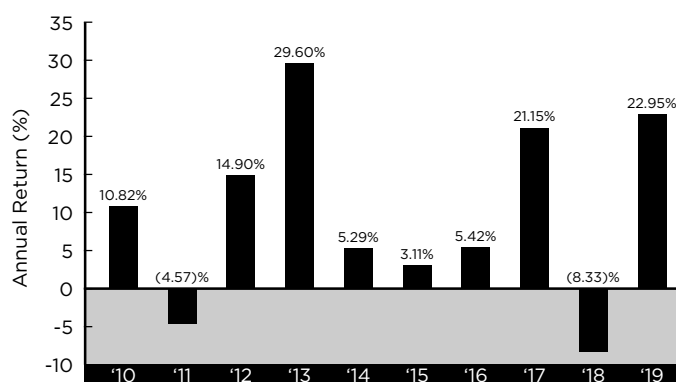
Performance

The following bar chart and table provide an indication of the risks of investing in the Portfolio by showing changes in the Portfolio's performance from year to year and by showing how the Portfolio's average annual returns for one-, five- and ten-year periods compared to a broad-based securities market index. The index description appears in the "Index Descriptions" section of the prospectus. Call 800-847-4836 or visit

Thrivent.com for performance results current to the most recent month-end.

The bar chart and table include the effects of Portfolio expenses, but not charges or deductions against your variable contract, and assume that you sold your investment at the end of the period. Because shares of the Portfolio are offered through variable life insurance and variable annuity contracts, you should carefully review the variable contract prospectus for information on applicable charges and expenses. If the charges and deductions against your variable contract were included, returns would be lower than those shown.

How a Portfolio has performed in the past is not necessarily an indication of how it will perform in the future. Performance information provides some indication of the risks of investing in the Portfolio by showing changes in the Portfolio's performance over time.



Best Quarter:	Q1 '12	+12.91%
Worst Quarter:	Q3 '11	(17.58)%

AVERAGE ANNUAL TOTAL RETURNS (PERIODS ENDING DECEMBER 31, 2019)			
	1 Year	5 Years	10 Years
Thrivent Global Stock Portfolio	22.95%	8.22%	9.43%
MSCI All Country World Index - USD Net Returns (reflects no deduction for fees, expenses or taxes)	26.60%	8.41%	8.79%

Management

Investment Adviser(s)

The Portfolio is managed by Thrivent Financial for Lutherans ("Thrivent Financial" or the "Adviser").

Portfolio Manager(s)

Kurt J. Lauber, CFA, Noah J. Monsen, CFA, Lauri Brunner, Darren M. Bagwell, CFA and David R. Spangler, CFA are jointly and primarily responsible for the day-to-day management of the Portfolio. Mr. Lauber has served as a portfolio manager of the Portfolio since

March 2013. Mr. Monsen has served as a portfolio manager of the Portfolio since April 2018. Ms. Brunner has served as a portfolio manager of the Portfolio since September 2018. Mr. Bagwell and Mr. Spangler have served as portfolio managers of the Portfolio since February 2019. Mr. Lauber has been with Thrivent Financial since 2004 and previously served as an associate portfolio manager. Mr. Monsen has been with Thrivent Financial since 2000 and has served in an investment management capacity since 2008. Ms. Brunner has been with Thrivent Financial since 2007 and currently is a Senior Portfolio Manager. Mr. Bagwell is Vice President, Chief Equity Strategist and has been with Thrivent Financial in an investment management capacity since 2002. Mr. Spangler has been with Thrivent Financial since 2002, in an investment management capacity since 2006 and currently is a Senior Portfolio Manager.

Purchase and Sale of Shares

Shares of each series of Thrivent Series Fund, Inc. (the "Fund") may be sold, without any minimum initial or subsequent investment requirements, only to:

- Separate accounts of Thrivent Financial;
- Separate accounts of other insurance companies not affiliated with Thrivent Financial; and
- Other Portfolios of the Fund.

Tax Information

For information about certain tax-related aspects of investing in the Portfolio through a variable contract, please see the variable product prospectus.

Payments to Broker-Dealers and Other Financial Intermediaries

If you purchase the Portfolio through a broker-dealer or other financial intermediary (such as an insurance company), the Portfolio and its related companies may pay the intermediary for the sale of Portfolio shares and related services. These payments may create a conflict of interest by influencing the broker-dealer or other intermediary and your salesperson to recommend the Portfolio over another investment. Ask your salesperson or visit your financial intermediary's website for more information.

APRIL 30, 2020

THRIVENT GOVERNMENT BOND PORTFOLIO SUMMARY PROSPECTUS

This Summary Prospectus is designed to provide investors with key information about the Portfolio in a clear and concise format. Before you invest, you may want to review the Portfolio's complete prospectus, which contains more information about the Portfolio and its risks.

- **If you purchased shares of Thrivent Variable Portfolios through Thrivent Financial:**
You can find the Portfolio's prospectus, reports to shareholders, and other information about the Portfolio online at ThriventPortfolios.com. You can also get this information at no cost by calling 800-847-4839 or by sending an email request to mail@thrivent.com
- **If you purchased shares of Thrivent Variable Portfolios from a firm other than Thrivent Financial:**
You can find the Portfolio's prospectus, reports to shareholders, and other information about the Portfolio online at ThriventPortfolios.com. You can also get this information by calling or emailing your financial advisor.

The Portfolio's prospectus and statement of additional information, both dated April 30, 2020, are incorporated by reference into this Summary Prospectus and may be obtained, free of charge, at the website, phone number or email address noted above.

Shares of the Portfolio are sold only to insurance company separate accounts or to other investment companies funded by insurance company separate accounts. This Summary Prospectus is not intended for use by other investors.

Beginning on January 1, 2021, as permitted by regulations adopted by the U.S. Securities and Exchange Commission, paper copies of the Portfolios' annual and semi-annual shareholder reports will no longer be sent by mail, unless you specifically request paper copies of the reports. Instead, the reports will be made available on the Portfolios' website (ThriventPortfolios.com), and you will be notified by mail each time a report is posted and provided with a website address to access the report.

If you already elected to receive shareholder reports electronically, you will not be affected by this change and you do not need to take any action. You may elect to receive shareholder reports and other communications by enrolling at Thrivent.com/gopaperless.

You may elect to receive all future shareholder reports in paper free of charge. You can call 800-847-4836 to let us know you wish to continue receiving paper copies of your shareholder reports. Your election to receive shareholder reports in paper will apply to all Portfolios held in your insurance company separate account.

Thrivent Government Bond Portfolio

Investment Objective

Thrivent Government Bond Portfolio (the "Portfolio") seeks total return, consistent with preservation of capital. The Portfolio's investment objective may be changed without shareholder approval.

Fees and Expenses

This table describes the fees and expenses that you may pay if you buy and hold shares of the Portfolio. If you own a variable annuity contract or variable life insurance contract, you will have additional expenses including mortality and expense risk charges. Please refer to the prospectus for your variable contract for additional information about charges for those contracts.

SHAREHOLDER FEES (fees paid directly from your investment)	
Maximum Sales Charge (load) Imposed On Purchases (as a % of offering price)	N/A
Maximum Deferred Sales Charge (load) (as a percentage of the lower of the original purchase price or current net asset value)	N/A
ANNUAL PORTFOLIO OPERATING EXPENSES (expenses that you pay each year as a percentage of the value of your investment)	
Management Fees	0.35%
Other Expenses	0.11%
Total Annual Portfolio Operating Expenses	0.46%

EXAMPLE This example is intended to help you compare the cost of investing in the Portfolio with the cost of investing in other mutual funds. The Portfolio is an investment option for variable contracts, and the example does not include charges imposed by variable contracts. If variable contract charges were imposed, your expenses would be higher than those shown. The example assumes that you invest \$10,000 in the Portfolio for the time periods indicated and then redeem all of your shares at the end of those periods. The example also assumes that your investment has a 5% return each year, and that the Portfolio's operating expenses remain the same. Although your actual cost may be higher or lower, based on the foregoing assumptions, your cost would be:

	1 Year	3 Years	5 Years	10 Years
Thrivent Government Bond Portfolio	\$47	\$148	\$258	\$579

Portfolio Turnover

The Portfolio pays transaction costs, such as commissions, when it buys and sells securities (or "turns over" its portfolio). A higher portfolio turnover rate may indicate higher transaction costs and may result in higher taxes when Portfolio shares are held in a taxable account. These costs, which are not reflected in annual fund operating expenses or in the example, affect the Portfolio's performance. During the most recent fiscal year, the Portfolio's portfolio turnover rate was 354% of the average value of its portfolio.

Principal Strategies

Under normal circumstances, the Portfolio invests at least 80% of its net assets (plus the amount of borrowings for investment purposes) in U.S. government bonds. For purposes of this disclosure, "U.S. government bonds" are debt instruments issued or guaranteed by the U.S. government or its agencies and instrumentalities, including U.S. Treasuries, Treasury Inflation Protected Securities (TIPS), U.S. Government Agency debt, and mortgage-backed securities issued or guaranteed by the Government National Mortgage Association (GNMA or Ginnie Mae), the Federal National Mortgage Association (FNMA or Fannie Mae) or the Federal Home Loan Mortgage Corporation (FHLMC or Freddie Mac). Should the Adviser change the investments used for purposes of this 80% threshold, you will be notified at least 60 days prior to the change.

The Portfolio's portfolio securities may be of any maturity. The Adviser uses fundamental, quantitative and technical investment research techniques to determine what debt obligations to buy and sell. Fundamental techniques assess a security's value based on an issuer's financial profile, management, and business prospects while quantitative and technical techniques involve a more data-oriented analysis of financial information, market trends and price movements. The "total return" sought by the Portfolio consists of income earned on the Portfolio's investments plus capital appreciation, if any. The Portfolio may invest in U.S. dollar denominated sovereign debt of foreign governments.

The Portfolio utilizes derivatives primarily in the form of U.S. Treasury futures contracts in order to manage the Portfolio's duration, or interest rate risk. The Portfolio may enter into derivatives contracts traded on exchanges or in the over the counter market.

Principal Risks

The Portfolio is subject to the following principal investment risks, which you should review carefully and in entirety. The Portfolio may not achieve its

investment objective and you could lose money by investing in the Portfolio.

Government Securities Risk. The Portfolio invests in securities issued or guaranteed by the U.S. government or its agencies and instrumentalities (such as Federal Home Loan Bank, Ginnie Mae, Fannie Mae or Freddie Mac securities). Securities issued or guaranteed by Federal Home Loan Banks, Ginnie Mae, Fannie Mae or Freddie Mac are not issued directly by the U.S. government. Ginnie Mae is a wholly owned U.S. corporation that is authorized to guarantee, with the full faith and credit of the U.S. government, the timely payment of principal and interest of its securities. By contrast, securities issued or guaranteed by U.S. government-related organizations such as Federal Home Loan Banks, Fannie Mae and Freddie Mac are not backed by the full faith and credit of the U.S. government. No assurance can be given that the U.S. government would provide financial support to its agencies and instrumentalities if not required to do so by law. In addition, the value of U.S. government securities may be affected by changes in the credit rating of the U.S. government.

Mortgage-Backed and Other Asset-Backed Securities Risk. The value of mortgage-backed and asset-backed securities will be influenced by the factors affecting the housing market and the assets underlying such securities. As a result, during periods of declining asset value, difficult or frozen credit markets, swings in interest rates, or deteriorating economic conditions, mortgage-related and asset-backed securities may decline in value, face valuation difficulties, become more volatile and/or become illiquid. In addition, both mortgage-backed and asset-backed securities are sensitive to changes in the repayment patterns of the underlying security. If the principal payment on the underlying asset is repaid faster or slower than the holder of the asset-backed or mortgage-backed security anticipates, the price of the security may fall, particularly if the holder must reinvest the repaid principal at lower rates or must continue to hold the security when interest rates rise. This effect may cause the value of the Portfolio to decline and reduce the overall return of the Portfolio.

Inflation-Linked Security Risk. Inflation-linked debt securities, such as TIPS, are subject to the effects of changes in market interest rates caused by factors other than inflation (real interest rates). In general, the price of an inflation-linked security tends to decrease when real interest rates increase and can increase when real interest rates decrease. Interest payments on inflation-linked securities are unpredictable and will fluctuate as the principal and interest are adjusted for inflation. Any increase in the principal amount of an inflation-linked debt security will be considered taxable

ordinary income, even though the Portfolio will not receive the principal until maturity.

There can also be no assurance that the inflation index used will accurately measure the real rate of inflation in the prices of goods and services. The Portfolio's investments in inflation-linked securities may lose value in the event that the actual rate of inflation is different than the rate of the inflation index. In addition, inflation-linked securities are subject to the risk that the Consumer Price Index for All Urban Consumers (CPI-U) or other relevant pricing index may be discontinued, fundamentally altered in a manner materially adverse to the interests of an investor in the securities, altered by legislation or Executive Order in a materially adverse manner to the interests of an investor in the securities or substituted with an alternative index.

Interest Rate Risk. Interest rate risk is the risk that prices of debt securities decline in value when interest rates rise for debt securities that pay a fixed rate of interest. Debt securities with longer durations (a measure of price sensitivity of a bond or bond fund to changes in interest rates) or maturities (i.e., the amount of time until a bond's issuer must pay its principal or face value) tend to be more sensitive to changes in interest rates than debt securities with shorter durations or maturities. Changes by the Federal Reserve to monetary policies could affect interest rates and the value of some securities. In addition, the phase out of LIBOR (the offered rate for short-term Eurodollar deposits between major international banks) by the end of 2021 could lead to increased volatility and illiquidity in certain markets that currently rely on LIBOR to determine interest rates.

Market Risk. Over time, securities markets generally tend to move in cycles with periods when security prices rise and periods when security prices decline. The value of the Portfolio's investments may move with these cycles and, in some instances, increase or decrease more than the applicable market(s) as measured by the Portfolio's benchmark index(es). The securities markets may also decline because of factors that affect a particular industry or due to impacts from the spread of infectious illness, public health threats or similar issues.

Sovereign Debt Risk. Sovereign debt securities are issued or guaranteed by foreign governmental entities. These investments are subject to the risk that a governmental entity may delay or refuse to pay interest or repay principal on its sovereign debt, due, for example, to cash flow problems, insufficient foreign currency reserves, political considerations, the relative size of the governmental entity's debt position in relation to the economy or the failure to put in place economic reforms required by the International Monetary Fund or other multilateral agencies. If a governmental entity defaults, it may ask for more time in which to pay or for further loans. There is no legal

process for collecting sovereign debts that a government does not pay nor are there bankruptcy proceedings through which all or part of the sovereign debt that a governmental entity has not repaid may be collected.

Investment Adviser Risk. The Portfolio is actively managed and the success of its investment strategy depends significantly on the skills of the Adviser in assessing the potential of the investments in which the Portfolio invests. This assessment of investments may prove incorrect, resulting in losses or poor performance, even in rising markets. There is also no guarantee that the Adviser will be able to effectively implement the Portfolio's investment objective.

Derivatives Risk. The use of derivatives (such as futures) involves additional risks and transaction costs which could leave the Portfolio in a worse position than if it had not used these instruments. The Portfolio utilizes futures on U.S. Treasuries in order to manage duration. The use of derivatives can lead to losses because of adverse movements in the price or value of the underlying asset, index or rate, which may be magnified by certain features of the contract. Changes in the value of the derivative may not correlate as intended with the underlying asset, rate or index, and the Portfolio could lose much more than the original amount invested. Derivatives can be highly volatile, illiquid and difficult to value. Certain derivatives may also be subject to counterparty risk, which is the risk that the other party in the transaction will not fulfill its contractual obligations due to its financial condition, market events, or other reasons.

Liquidity Risk. Liquidity is the ability to sell a security relatively quickly for a price that most closely reflects the actual value of the security. Dealer inventories of bonds are at or near historic lows in relation to market size, which has the potential to decrease liquidity and increase price volatility in the fixed income markets, particularly during periods of economic or market stress. As a result of this decreased liquidity, the Portfolio may have to accept a lower price to sell a security, sell other securities to raise cash, or give up an investment opportunity, any of which could have a negative effect on performance.

Portfolio Turnover Rate Risk. The Portfolio may engage in active and frequent trading of portfolio securities in implementing its principal investment strategies. A high rate of portfolio turnover (100% or more) involves correspondingly greater expenses which are borne by the Portfolio and its shareholders and may also result in short-term capital gains taxable to shareholders.

Health Crisis Risk. The global pandemic outbreak of the novel coronavirus known as COVID-19 has resulted in substantial market volatility and global business disruption. The duration and full effects of the outbreak

are uncertain and may result in trading suspensions and market closures, limit liquidity and the ability of the Portfolio to process shareholder redemptions, and negatively impact Portfolio performance. The COVID-19 outbreak and future pandemics could affect the global economy in ways that cannot be foreseen and may exacerbate other types of risks, negatively impacting the value of the Portfolio.

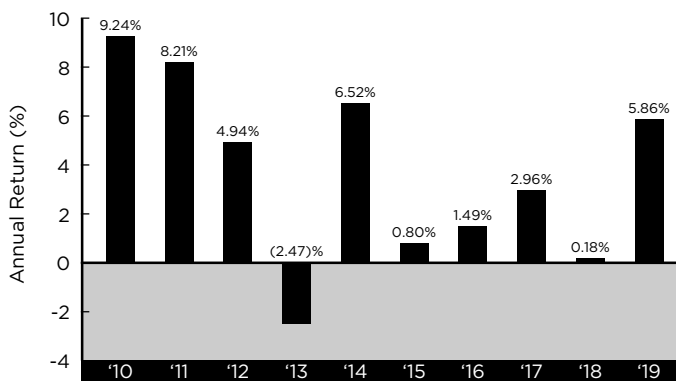
Performance

The following bar chart and table provide an indication of the risks of investing in the Portfolio by showing changes in the Portfolio's performance from year to year and by showing how the Portfolio's average annual returns for one-, five- and ten-year periods compared to broad-based securities market indices. The index descriptions appear in the "Index Descriptions" section of the prospectus. Call 800-847-4836 or visit Thrivent.com for performance results current to the most recent month-end.

Effective August 28, 2017, based on approval of the Portfolio's Board of Directors and shareholders, the portfolio's investment objective and principal strategies were changed, which had the effect of converting the Portfolio from one whose securities were selected based on which securities were in an index to one that is actively managed and invests primarily in U.S. government securities. At the same time, the Portfolio's name changed from Thrivent Bond Index Portfolio to Thrivent Government Bond Portfolio. As a result, performance information presented below with respect to periods prior to August 28, 2017, reflects the performance of an investment portfolio that was materially different from the investment portfolio of Thrivent Government Bond Portfolio.

The bar chart and the table include the effects of Portfolio expenses, but not charges or deductions against your variable contract, and assume that you sold your shares at the end of the period. Because shares of the Portfolio are offered through variable life insurance and variable annuity contracts, you should carefully review the variable contract prospectus for information on applicable charges and expenses. If the charges and deductions against your variable contract were included, returns would be lower than those shown.

How the Portfolio has performed in the past (before and after taxes) is not necessarily an indication of how it will perform in the future. Performance information provides some indication of the risks of investing in the Portfolio by showing changes in the Portfolio's performance over time.



Best Quarter:	Q2 '10	+4.04%
Worst Quarter:	Q4 '16	(3.49)%

AVERAGE ANNUAL TOTAL RETURNS (PERIODS ENDING DECEMBER 31, 2019)			
	1 Year	5 Years	10 Years
Thrivent Government Bond Portfolio	5.86%	2.24%	3.71%
Bloomberg Barclays U.S. Treasury Index (reflects no deduction for fees, expenses or taxes)	6.86%	2.36%	3.13%
Bloomberg Barclays U.S. Agency Index (reflects no deduction for fees, expenses or taxes)	5.89%	2.32%	2.50%

Purchase and Sale of Shares

Shares of each series of Thrivent Series Fund, Inc. (the "Fund") may be sold, without any minimum initial or subsequent investment requirements, only to:

- Separate accounts of Thrivent Financial;
- Separate accounts of other insurance companies not affiliated with Thrivent Financial; and
- Other Portfolios of the Fund.

Tax Information

For information about certain tax-related aspects of investing in the Portfolio through a variable contract, please see the variable product prospectus.

Payments to Broker-Dealers and Other Financial Intermediaries

If you purchase the Portfolio through a broker-dealer or other financial intermediary (such as an insurance company), the Portfolio and its related companies may pay the intermediary for the sale of Portfolio shares and related services. These payments may create a conflict of interest by influencing the broker-dealer or other intermediary and your salesperson to recommend the Portfolio over another investment. Ask your salesperson or visit your financial intermediary's website for more information.

Management

Investment Adviser(s)

The Portfolio is managed by Thrivent Financial for Lutherans ("Thrivent Financial" or the "Adviser").

Portfolio Manager(s)

Michael G. Landreville, CFA, CPA (inactive) and **Gregory R. Anderson, CFA** are jointly and primarily responsible for the day-to-day management of the Portfolio. Mr. Landreville has served as portfolio manager of the Portfolio since December 2005. Mr. Anderson has served as a portfolio manager of the Portfolio since August 2017. Mr. Landreville has been with Thrivent Financial since 1983 and has served as a portfolio manager since 1998. Mr. Anderson is Vice President, Fixed Income General Accounts. He has been with Thrivent Financial since 1997 and has served as a portfolio manager since 2000.

APRIL 30, 2020

THRIVENT HIGH YIELD PORTFOLIO SUMMARY PROSPECTUS

This Summary Prospectus is designed to provide investors with key information about the Portfolio in a clear and concise format. Before you invest, you may want to review the Portfolio's complete prospectus, which contains more information about the Portfolio and its risks.

- **If you purchased shares of Thrivent Variable Portfolios through Thrivent Financial:**
You can find the Portfolio's prospectus, reports to shareholders, and other information about the Portfolio online at ThriventPortfolios.com. You can also get this information at no cost by calling 800-847-4839 or by sending an email request to mail@thrivent.com
- **If you purchased shares of Thrivent Variable Portfolios from a firm other than Thrivent Financial:**
You can find the Portfolio's prospectus, reports to shareholders, and other information about the Portfolio online at ThriventPortfolios.com. You can also get this information by calling or emailing your financial advisor.

The Portfolio's prospectus and statement of additional information, both dated April 30, 2020, are incorporated by reference into this Summary Prospectus and may be obtained, free of charge, at the website, phone number or email address noted above.

Shares of the Portfolio are sold only to insurance company separate accounts or to other investment companies funded by insurance company separate accounts. This Summary Prospectus is not intended for use by other investors.

Beginning on January 1, 2021, as permitted by regulations adopted by the U.S. Securities and Exchange Commission, paper copies of the Portfolios' annual and semi-annual shareholder reports will no longer be sent by mail, unless you specifically request paper copies of the reports. Instead, the reports will be made available on the Portfolios' website (ThriventPortfolios.com), and you will be notified by mail each time a report is posted and provided with a website address to access the report.

If you already elected to receive shareholder reports electronically, you will not be affected by this change and you do not need to take any action. You may elect to receive shareholder reports and other communications by enrolling at Thrivent.com/gopaperless.

You may elect to receive all future shareholder reports in paper free of charge. You can call 800-847-4836 to let us know you wish to continue receiving paper copies of your shareholder reports. Your election to receive shareholder reports in paper will apply to all Portfolios held in your insurance company separate account.

Thrivent High Yield Portfolio

Investment Objectives

Thrivent High Yield Portfolio (the "Portfolio") seeks to achieve a higher level of income. The Portfolio will also consider growth of capital as a secondary objective.

Fees and Expenses

This table describes the fees and expenses that you may pay if you buy and hold shares of the Portfolio. If you own a variable annuity contract or variable life insurance contract, you will have additional expenses including mortality and expense risk charges. Please refer to the prospectus for your variable contract for additional information about charges for those contracts.

SHAREHOLDER FEES (fees paid directly from your investment)	
Maximum Sales Charge (load) Imposed On Purchases (as a % of offering price)	N/A
Maximum Deferred Sales Charge (load) (as a percentage of the lower of the original purchase price or current net asset value)	N/A
ANNUAL PORTFOLIO OPERATING EXPENSES (expenses that you pay each year as a percentage of the value of your investment)	
Management Fees	0.40%
Other Expenses	0.04%
Total Annual Portfolio Operating Expenses	0.44%

EXAMPLE This example is intended to help you compare the cost of investing in the Portfolio with the cost of investing in other mutual funds. The Portfolio is an investment option for variable contracts, and the example does not include charges imposed by variable contracts. If variable contract charges were imposed, your expenses would be higher than those shown. The example assumes that you invest \$10,000 in the Portfolio for the time periods indicated and then redeem all of your shares at the end of those periods. The example also assumes that your investment has a 5% return each year, and that the Portfolio's operating expenses remain the same. Although your actual cost may be higher or lower, based on the foregoing assumptions, your cost would be:

	1 Year	3 Years	5 Years	10 Years
Thrivent High Yield Portfolio	\$45	\$141	\$246	\$555

Portfolio Turnover

The Portfolio pays transaction costs, such as commissions, when it buys and sells securities (or "turns over" its portfolio). A higher portfolio turnover rate may indicate higher transaction costs and may result in higher taxes when Portfolio shares are held in a taxable account. These costs, which are not reflected in annual fund operating expenses or in the example, affect the Portfolio's performance. During the most recent fiscal year, the Portfolio's portfolio turnover rate was 48% of the average value of its portfolio.

Principal Strategies

Under normal market conditions, the Portfolio invests at least 80% of its net assets (plus the amount of any borrowing for investment purposes) in high yield, high risk bonds, notes, debentures and other debt obligations (including leveraged loans, mortgage-backed securities, convertible bonds, and convertible stock), or preferred stocks. These securities are commonly known as "junk bonds." At the time of purchase these securities are rated within or below the "BB" major rating category by Standard & Poor's Corporation or the "Ba" major rating category by Moody's Investor Services, Inc. or are unrated but considered to be of comparable quality by the Adviser. The Portfolio invests in securities regardless of the securities' maturity average and may also invest in foreign securities. Should the Adviser change the investments used for purposes of this 80% threshold, you will be notified at least 60 days prior to the change.

The Adviser uses fundamental, quantitative, and technical investment research techniques to determine what securities to buy and sell. Fundamental techniques assess a security's value based on an issuer's financial profile, management, and business prospects while quantitative and technical techniques involve a more data-oriented analysis of financial information, market trends and price movements. The Adviser focuses on U.S. companies which it believes have or are expected to achieve adequate cash flows or access to capital markets for the payment of principal and interest obligations.

The Portfolio utilizes derivatives primarily in the form of U.S. Treasury futures contracts in order to manage the Portfolio's duration, or interest rate risk. The Portfolio may enter into derivatives contracts traded on exchanges or in the over the counter market.

Principal Risks

The Portfolio is subject to the following principal investment risks, which you should review carefully and in entirety. The Portfolio may not achieve its investment objectives and you could lose money by investing in the Portfolio.

High Yield Risk. High yield securities – commonly known as “junk bonds” – to which the Portfolio is exposed are considered predominantly speculative with respect to the issuer’s continuing ability to make principal and interest payments. If the issuer of the security is in default with respect to interest or principal payments, the value of the Portfolio may be negatively affected. High yield securities generally have a less liquid resale market.

Interest Rate Risk. Interest rate risk is the risk that prices of debt securities decline in value when interest rates rise for debt securities that pay a fixed rate of interest. Debt securities with longer durations (a measure of price sensitivity of a bond or bond fund to changes in interest rates) or maturities (i.e., the amount of time until a bond’s issuer must pay its principal or face value) tend to be more sensitive to changes in interest rates than debt securities with shorter durations or maturities. Changes by the Federal Reserve to monetary policies could affect interest rates and the value of some securities. In addition, the phase out of LIBOR (the offered rate for short-term Eurodollar deposits between major international banks) by the end of 2021 could lead to increased volatility and illiquidity in certain markets that currently rely on LIBOR to determine interest rates.

Credit Risk. Credit risk is the risk that an issuer of a debt security to which the Portfolio is exposed may no longer be able or willing to pay its debt. As a result of such an event, the debt security may decline in price and affect the value of the Portfolio.

Convertible Securities Risk. Convertible securities are subject to the usual risks associated with debt securities, such as interest rate risk and credit risk. Convertible securities also react to changes in the value of the common stock into which they convert, and are thus subject to market risk. The Portfolio may also be forced to convert a convertible security at an inopportune time, which may decrease the Portfolio’s return.

Leveraged Loan Risk. Leveraged loans (also known as bank loans) are subject to the risks typically associated with debt securities. In addition, leveraged loans, which typically hold a senior position in the capital structure of a borrower, are subject to the risk that a court could subordinate such loans to presently existing or future indebtedness or take other action detrimental to the holders of leveraged loans. Leveraged loans are also subject to the risk that the value of the collateral, if any, securing a loan may decline, be insufficient to meet the obligations of the borrower, or be difficult to liquidate. Some leveraged loans are not as easily purchased or sold as publicly-traded securities and others are illiquid, which may make it more difficult for the Portfolio to value them or dispose of them at an acceptable price. Below investment-grade leveraged loans are typically more credit sensitive. In the event of fraud or

misrepresentation, the Portfolio may not be protected under federal securities laws with respect to leveraged loans that may not be in the form of “securities.” The settlement period for some leveraged loans may be more than seven days.

Prepayment Risk. When interest rates fall, certain obligations will be paid off by the obligor more quickly than originally anticipated, and a Portfolio may have to invest the proceeds in securities with lower yields. In periods of falling interest rates, the rate of prepayments tends to increase (as does price fluctuation) as borrowers are motivated to pay off debt and refinance at new lower rates. During such periods, reinvestment of the prepayment proceeds by the management team will generally be at lower rates of return than the return on the assets that were prepaid. Prepayment generally reduces the yield to maturity and the average life of the security.

Foreign Securities Risk. Foreign securities generally carry more risk and are more volatile than their domestic counterparts, in part because of potential for higher political and economic risks, lack of reliable information and fluctuations in currency exchange rates where investments are denominated in currencies other than the U.S. dollar. Certain events in foreign markets may adversely affect foreign and domestic issuers, including interruptions in the global supply chain, natural disasters and outbreak of infectious diseases. The Portfolio’s investment in any country could be subject to governmental actions such as capital or currency controls, nationalizing a company or industry, expropriating assets, or imposing punitive taxes that would have an adverse effect on security prices, and impair the Portfolio’s ability to repatriate capital or income. Foreign securities may also be more difficult to resell than comparable U.S. securities because the markets for foreign securities are often less liquid. Even when a foreign security increases in price in its local currency, the appreciation may be diluted by adverse changes in exchange rates when the security’s value is converted to U.S. dollars. Foreign withholding taxes also may apply and errors and delays may occur in the settlement process for foreign securities.

Market Risk. Over time, securities markets generally tend to move in cycles with periods when security prices rise and periods when security prices decline. The value of the Portfolio’s investments may move with these cycles and, in some instances, increase or decrease more than the applicable market(s) as measured by the Portfolio’s benchmark index(es). The securities markets may also decline because of factors that affect a particular industry or due to impacts from the spread of infectious illness, public health threats or similar issues.

Liquidity Risk. Liquidity is the ability to sell a security relatively quickly for a price that most closely reflects the actual value of the security. Dealer inventories of

bonds are at or near historic lows in relation to market size, which has the potential to decrease liquidity and increase price volatility in the fixed income markets, particularly during periods of economic or market stress. As a result of this decreased liquidity, the Portfolio may have to accept a lower price to sell a security, sell other securities to raise cash, or give up an investment opportunity, any of which could have a negative effect on performance.

Investment Adviser Risk. The Portfolio is actively managed and the success of its investment strategy depends significantly on the skills of the Adviser in assessing the potential of the investments in which the Portfolio invests. This assessment of investments may prove incorrect, resulting in losses or poor performance, even in rising markets. There is also no guarantee that the Adviser will be able to effectively implement the Portfolio’s investment objective.

Derivatives Risk. The use of derivatives (such as futures) involves additional risks and transaction costs which could leave the Portfolio in a worse position than if it had not used these instruments. The Portfolio utilizes futures on U.S. Treasuries in order to manage duration. The use of derivatives can lead to losses because of adverse movements in the price or value of the underlying asset, index or rate, which may be magnified by certain features of the contract. Changes in the value of the derivative may not correlate as intended with the underlying asset, rate or index, and the Portfolio could lose much more than the original amount invested. Derivatives can be highly volatile, illiquid and difficult to value. Certain derivatives may also be subject to counterparty risk, which is the risk that the other party in the transaction will not fulfill its contractual obligations due to its financial condition, market events, or other reasons.

Health Crisis Risk. The global pandemic outbreak of the novel coronavirus known as COVID-19 has resulted in substantial market volatility and global business disruption. The duration and full effects of the outbreak are uncertain and may result in trading suspensions and market closures, limit liquidity and the ability of the Portfolio to process shareholder redemptions, and negatively impact Portfolio performance. The COVID-19 outbreak and future pandemics could affect the global economy in ways that cannot be foreseen and may exacerbate other types of risks, negatively impacting the value of the Portfolio.

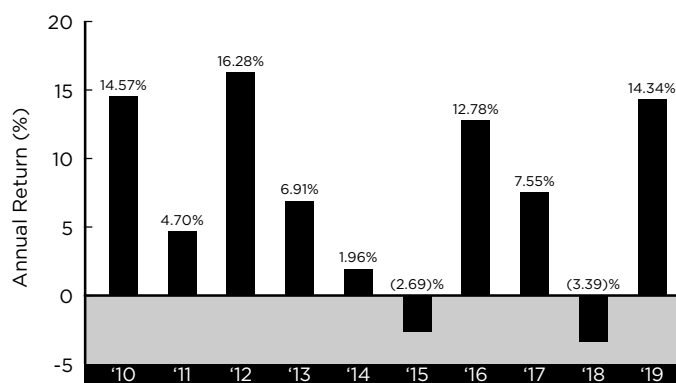
Performance

The following bar chart and table provide an indication of the risks of investing in the Portfolio by showing changes in the Portfolio’s performance from year to year and by showing how the Portfolio’s average annual returns for one-, five- and ten-year periods compared to a broad-based securities market index. The index

description appears in the “Index Descriptions” section of the prospectus. Call 800-847-4836 or visit Thrivent.com for performance results current to the most recent month-end.

The bar chart and table include the effects of Portfolio expenses, but not charges or deductions against your variable contract, and assume that you sold your investment at the end of the period. Because shares of the Portfolio are offered through variable life insurance and variable annuity contracts, you should carefully review the variable contract prospectus for information on applicable charges and expenses. If the charges and deductions against your variable contract were included, returns would be lower than those shown.

How a Portfolio has performed in the past is not necessarily an indication of how it will perform in the future. Performance information provides some indication of the risks of investing in the Portfolio by showing changes in the Portfolio’s performance over time.



Best Quarter:	Q1 '19	+7.49%
Worst Quarter:	Q3 '11	(6.33)%

AVERAGE ANNUAL TOTAL RETURNS (PERIODS ENDING DECEMBER 31, 2019)			
	1 Year	5 Years	10 Years
Thrivent High Yield Portfolio	14.34%	5.45%	7.08%
Bloomberg Barclays U.S. Corporate High Yield Bond Index (reflects no deduction for fees, expenses or taxes)	14.32%	6.13%	7.57%

Management

Investment Adviser(s)

The Portfolio is managed by Thrivent Financial for Lutherans (“Thrivent Financial” or the “Adviser”).

Portfolio Manager(s)

Paul J. Ocenasek, CFA is primarily responsible for the day-to-day management of the Portfolio. Mr. Ocenasek

has served as portfolio manager of the Portfolio since December 1997. He has been with Thrivent Financial since 1987 and, since 1997, has served as portfolio manager to other Thrivent mutual funds.

Purchase and Sale of Shares

Shares of each series of Thrivent Series Fund, Inc. (the "Fund") may be sold, without any minimum initial or subsequent investment requirements, only to:

- Separate accounts of Thrivent Financial;
- Separate accounts of other insurance companies not affiliated with Thrivent Financial; and
- Other Portfolios of the Fund.

Tax Information

For information about certain tax-related aspects of investing in the Portfolio through a variable contract, please see the variable product prospectus.

Payments to Broker-Dealers and Other Financial Intermediaries

If you purchase the Portfolio through a broker-dealer or other financial intermediary (such as an insurance company), the Portfolio and its related companies may pay the intermediary for the sale of Portfolio shares and related services. These payments may create a conflict of interest by influencing the broker-dealer or other intermediary and your salesperson to recommend the Portfolio over another investment. Ask your salesperson or visit your financial intermediary's website for more information.

APRIL 30, 2020

THRIVENT INCOME PORTFOLIO SUMMARY PROSPECTUS

This Summary Prospectus is designed to provide investors with key information about the Portfolio in a clear and concise format. Before you invest, you may want to review the Portfolio's complete prospectus, which contains more information about the Portfolio and its risks.

- **If you purchased shares of Thrivent Variable Portfolios through Thrivent Financial:**
You can find the Portfolio's prospectus, reports to shareholders, and other information about the Portfolio online at ThriventPortfolios.com. You can also get this information at no cost by calling 800-847-4839 or by sending an email request to mail@thrivent.com
- **If you purchased shares of Thrivent Variable Portfolios from a firm other than Thrivent Financial:**
You can find the Portfolio's prospectus, reports to shareholders, and other information about the Portfolio online at ThriventPortfolios.com. You can also get this information by calling or emailing your financial advisor.

The Portfolio's prospectus and statement of additional information, both dated April 30, 2020, are incorporated by reference into this Summary Prospectus and may be obtained, free of charge, at the website, phone number or email address noted above.

Shares of the Portfolio are sold only to insurance company separate accounts or to other investment companies funded by insurance company separate accounts. This Summary Prospectus is not intended for use by other investors.

Beginning on January 1, 2021, as permitted by regulations adopted by the U.S. Securities and Exchange Commission, paper copies of the Portfolios' annual and semi-annual shareholder reports will no longer be sent by mail, unless you specifically request paper copies of the reports. Instead, the reports will be made available on the Portfolios' website (ThriventPortfolios.com), and you will be notified by mail each time a report is posted and provided with a website address to access the report.

If you already elected to receive shareholder reports electronically, you will not be affected by this change and you do not need to take any action. You may elect to receive shareholder reports and other communications by enrolling at Thrivent.com/gopaperless.

You may elect to receive all future shareholder reports in paper free of charge. You can call 800-847-4836 to let us know you wish to continue receiving paper copies of your shareholder reports. Your election to receive shareholder reports in paper will apply to all Portfolios held in your insurance company separate account.

Thrivent Income Portfolio

Investment Objective

Thrivent Income Portfolio (the "Portfolio") seeks to achieve a high level of income over the longer term while providing reasonable safety of capital.

Fees and Expenses

This table describes the fees and expenses that you may pay if you buy and hold shares of the Portfolio. If you own a variable annuity contract or variable life insurance contract, you will have additional expenses including mortality and expense risk charges. Please refer to the prospectus for your variable contract for additional information about charges for those contracts.

SHAREHOLDER FEES (fees paid directly from your investment)	
Maximum Sales Charge (load) Imposed On Purchases (as a % of offering price)	N/A
Maximum Deferred Sales Charge (load) (as a percentage of the lower of the original purchase price or current net asset value)	N/A
ANNUAL PORTFOLIO OPERATING EXPENSES (expenses that you pay each year as a percentage of the value of your investment)	
Management Fees	0.40%
Other Expenses	0.04%
Total Annual Portfolio Operating Expenses	0.44%

EXAMPLE This example is intended to help you compare the cost of investing in the Portfolio with the cost of investing in other mutual funds. The Portfolio is an investment option for variable contracts, and the example does not include charges imposed by variable contracts. If variable contract charges were imposed, your expenses would be higher than those shown. The example assumes that you invest \$10,000 in the Portfolio for the time periods indicated and then redeem all of your shares at the end of those periods. The example also assumes that your investment has a 5% return each year, and that the Portfolio's operating expenses remain the same. Although your actual cost may be higher or lower, based on the foregoing assumptions, your cost would be:

	1 Year	3 Years	5 Years	10 Years
Thrivent Income Portfolio	\$45	\$141	\$246	\$555

Portfolio Turnover

The Portfolio pays transaction costs, such as commissions, when it buys and sells securities (or "turns over" its portfolio). A higher portfolio turnover rate may indicate higher transaction costs and may result in higher taxes when Portfolio shares are held in a taxable account. These costs, which are not reflected in annual fund operating expenses or in the example, affect the Portfolio's performance. During the most recent fiscal year, the Portfolio's portfolio turnover rate was 101% of the average value of its portfolio.

Principal Strategies

The principal strategies of the Portfolio are to invest in investment-grade corporate bonds, government bonds, asset-backed securities, mortgage-backed securities, and other types of debt securities. Asset-backed securities are securities backed by notes or receivables originated by banks, credit card companies or other providers of credit.

The Portfolio may invest in foreign securities, including those of issuers in emerging markets. An "emerging market" country is any country determined by the Adviser to have an emerging market economy, considering factors such as the country's credit rating, its political and economic stability and the development of its financial and capital markets.

Under normal conditions, at least 65% of the Portfolio's assets will be invested in debt securities or preferred stock that is rated investment grade (Baa3/BBB-/BBB- or higher) using the middle rating of Moody's, S&P and Fitch; when a rating from only two agencies is available, the lower is used; when only one agency rates a bond, that rating is used. In cases where explicit bond level ratings may not be available, the Adviser may use other sources to classify securities by credit quality.

The Portfolio may also invest in high yield, high risk bonds, notes, debentures and other debt obligations or preferred stock commonly known as "junk bonds." At the time of purchase these securities are rated within or below the "BB" major rating category by S&P or the "Ba" major rating category by Moody's or are unrated but considered to be of comparable quality by the Adviser.

The Adviser uses fundamental, quantitative, and technical investment research techniques to determine what debt obligations to buy and sell. Fundamental techniques assess a security's value based on an issuer's financial profile, management, and business prospects while quantitative and technical techniques involve a more data-oriented analysis of financial information, market trends and price movements. The Adviser may

purchase bonds of any maturity and generally focuses on U.S. companies that it believes are financially sound and have strong cash flow, asset values and interest or dividend earnings. The Adviser purchases bonds of foreign issuers as well.

The Portfolio utilizes derivatives primarily in the form of U.S. Treasury futures contracts in order to manage the Portfolio's duration, or interest rate risk. The Portfolio may enter into derivatives contracts traded on exchanges or in the over the counter market.

The Portfolio may invest in securities of any market sector and may hold a significant amount of securities of companies, from time to time, within a single sector such as financials.

Principal Risks

The Portfolio is subject to the following principal investment risks, which you should review carefully and in entirety. The Portfolio may not achieve its investment objective and you could lose money by investing in the Portfolio.

Interest Rate Risk. Interest rate risk is the risk that prices of debt securities decline in value when interest rates rise for debt securities that pay a fixed rate of interest. Debt securities with longer durations (a measure of price sensitivity of a bond or bond fund to changes in interest rates) or maturities (i.e., the amount of time until a bond's issuer must pay its principal or face value) tend to be more sensitive to changes in interest rates than debt securities with shorter durations or maturities. Changes by the Federal Reserve to monetary policies could affect interest rates and the value of some securities. In addition, the phase out of LIBOR (the offered rate for short-term Eurodollar deposits between major international banks) by the end of 2021 could lead to increased volatility and illiquidity in certain markets that currently rely on LIBOR to determine interest rates.

Credit Risk. Credit risk is the risk that an issuer of a debt security to which the Portfolio is exposed may no longer be able or willing to pay its debt. As a result of such an event, the debt security may decline in price and affect the value of the Portfolio.

High Yield Risk. High yield securities – commonly known as “junk bonds” – to which the Portfolio is exposed are considered predominantly speculative with respect to the issuer's continuing ability to make principal and interest payments. If the issuer of the security is in default with respect to interest or principal payments, the value of the Portfolio may be negatively affected. High yield securities generally have a less liquid resale market.

Government Securities Risk. The Portfolio invests in securities issued or guaranteed by the U.S. government or its agencies and instrumentalities (such as Federal

Home Loan Bank, Ginnie Mae, Fannie Mae or Freddie Mac securities). Securities issued or guaranteed by Federal Home Loan Banks, Ginnie Mae, Fannie Mae or Freddie Mac are not issued directly by the U.S. government. Ginnie Mae is a wholly owned U.S. corporation that is authorized to guarantee, with the full faith and credit of the U.S. government, the timely payment of principal and interest of its securities. By contrast, securities issued or guaranteed by U.S. government-related organizations such as Federal Home Loan Banks, Fannie Mae and Freddie Mac are not backed by the full faith and credit of the U.S. government. No assurance can be given that the U.S. government would provide financial support to its agencies and instrumentalities if not required to do so by law. In addition, the value of U.S. government securities may be affected by changes in the credit rating of the U.S. government.

Mortgage-Backed and Other Asset-Backed Securities Risk. The value of mortgage-backed and asset-backed securities will be influenced by the factors affecting the housing market and the assets underlying such securities. As a result, during periods of declining asset value, difficult or frozen credit markets, swings in interest rates, or deteriorating economic conditions, mortgage-related and asset-backed securities may decline in value, face valuation difficulties, become more volatile and/or become illiquid. In addition, both mortgage-backed and asset-backed securities are sensitive to changes in the repayment patterns of the underlying security. If the principal payment on the underlying asset is repaid faster or slower than the holder of the asset-backed or mortgage-backed security anticipates, the price of the security may fall, particularly if the holder must reinvest the repaid principal at lower rates or must continue to hold the security when interest rates rise. This effect may cause the value of the Portfolio to decline and reduce the overall return of the Portfolio.

Market Risk. Over time, securities markets generally tend to move in cycles with periods when security prices rise and periods when security prices decline. The value of the Portfolio's investments may move with these cycles and, in some instances, increase or decrease more than the applicable market(s) as measured by the Portfolio's benchmark index(es). The securities markets may also decline because of factors that affect a particular industry or due to impacts from the spread of infectious illness, public health threats or similar issues.

Issuer Risk. Issuer risk is the possibility that factors specific to an issuer to which the Portfolio is exposed will affect the market prices of the issuer's securities and therefore the value of the Portfolio.

Foreign Securities Risk. Foreign securities generally carry more risk and are more volatile than their domestic counterparts, in part because of potential for

higher political and economic risks, lack of reliable information and fluctuations in currency exchange rates where investments are denominated in currencies other than the U.S. dollar. Certain events in foreign markets may adversely affect foreign and domestic issuers, including interruptions in the global supply chain, natural disasters and outbreak of infectious diseases. The Portfolio's investment in any country could be subject to governmental actions such as capital or currency controls, nationalizing a company or industry, expropriating assets, or imposing punitive taxes that would have an adverse effect on security prices, and impair the Portfolio's ability to repatriate capital or income. Foreign securities may also be more difficult to resell than comparable U.S. securities because the markets for foreign securities are often less liquid. Even when a foreign security increases in price in its local currency, the appreciation may be diluted by adverse changes in exchange rates when the security's value is converted to U.S. dollars. Foreign withholding taxes also may apply and errors and delays may occur in the settlement process for foreign securities.

Investment Adviser Risk. The Portfolio is actively managed and the success of its investment strategy depends significantly on the skills of the Adviser in assessing the potential of the investments in which the Portfolio invests. This assessment of investments may prove incorrect, resulting in losses or poor performance, even in rising markets. There is also no guarantee that the Adviser will be able to effectively implement the Portfolio's investment objective.

Financial Sector Risk. To the extent that the financials sector continues to represent a significant portion of the Portfolio, the Portfolio will be sensitive to changes in, and its performance may depend to a greater extent on, factors impacting this sector. Performance of companies in the financials sector may be adversely impacted by many factors, including, among others, government regulations, economic conditions, credit rating downgrades, changes in interest rates, and decreased liquidity in credit markets. The impact of more stringent capital requirements, recent or future regulation of any individual financial company or recent or future regulation of the financials sector as a whole cannot be predicted. In recent years, cyber attacks and technology malfunctions and failures have become increasingly frequent in this sector and have caused significant losses.

Derivatives Risk. The use of derivatives (such as futures) involves additional risks and transaction costs which could leave the Portfolio in a worse position than if it had not used these instruments. The Portfolio utilizes futures on U.S. Treasuries in order to manage duration. The use of derivatives can lead to losses because of adverse movements in the price or value of the underlying asset, index or rate, which may be

magnified by certain features of the contract. Changes in the value of the derivative may not correlate as intended with the underlying asset, rate or index, and the Portfolio could lose much more than the original amount invested. Derivatives can be highly volatile, illiquid and difficult to value. Certain derivatives may also be subject to counterparty risk, which is the risk that the other party in the transaction will not fulfill its contractual obligations due to its financial condition, market events, or other reasons.

Emerging Markets Risk. The economic and political structures of developing countries in emerging markets, in most cases, do not compare favorably with the U.S. or other developed countries in terms of wealth and stability, and their financial markets often lack liquidity. Portfolio performance will likely be negatively affected by portfolio exposure to countries and corporations domiciled in or with revenue exposures to countries in the midst of, among other things, hyperinflation, currency devaluation, trade disagreements, sudden political upheaval, or interventionist government policies. Portfolio performance may also be negatively affected by portfolio exposure to countries and corporations domiciled in or with revenue exposures to countries with less developed legal, tax, regulatory, and accounting systems. Significant buying or selling actions by a few major investors may also heighten the volatility of emerging markets. These factors make investing in emerging market countries significantly riskier than in other countries, and events in any one country could cause the Portfolio's share price to decline.

Liquidity Risk. Liquidity is the ability to sell a security relatively quickly for a price that most closely reflects the actual value of the security. Dealer inventories of bonds are at or near historic lows in relation to market size, which has the potential to decrease liquidity and increase price volatility in the fixed income markets, particularly during periods of economic or market stress. As a result of this decreased liquidity, the Portfolio may have to accept a lower price to sell a security, sell other securities to raise cash, or give up an investment opportunity, any of which could have a negative effect on performance.

Portfolio Turnover Rate Risk. The Portfolio may engage in active and frequent trading of portfolio securities in implementing its principal investment strategies. A high rate of portfolio turnover (100% or more) involves correspondingly greater expenses which are borne by the Portfolio and its shareholders and may also result in short-term capital gains taxable to shareholders.

Health Crisis Risk. The global pandemic outbreak of the novel coronavirus known as COVID-19 has resulted in substantial market volatility and global business disruption. The duration and full effects of the outbreak

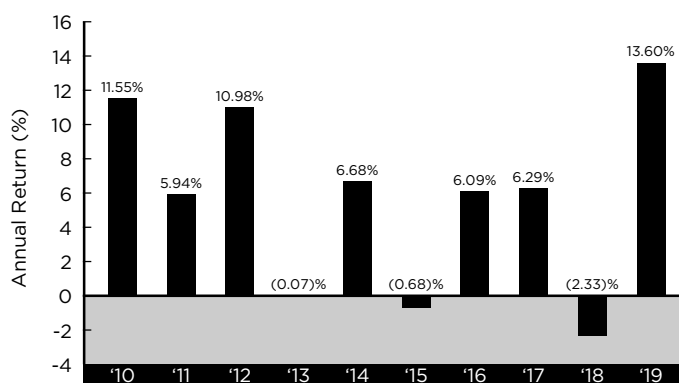
are uncertain and may result in trading suspensions and market closures, limit liquidity and the ability of the Portfolio to process shareholder redemptions, and negatively impact Portfolio performance. The COVID-19 outbreak and future pandemics could affect the global economy in ways that cannot be foreseen and may exacerbate other types of risks, negatively impacting the value of the Portfolio.

Performance

The following bar chart and table provide an indication of the risks of investing in the Portfolio by showing changes in the Portfolio's performance from year to year and by showing how the Portfolio's average annual returns for one-, five- and ten-year periods compared to broad-based securities market indices. The index descriptions appear in the "Index Descriptions" section of the prospectus. The Portfolio now compares its returns to the Bloomberg Barclays US Corporate Bond Index because the Portfolio believes it more accurately represents the Portfolio's investment objective and principal strategies. Call 800-847-4836 or visit Thrivent.com for performance results current to the most recent month-end.

The bar chart and table include the effects of Portfolio expenses, but not charges or deductions against your variable contract, and assume that you sold your investment at the end of the period. Because shares of the Portfolio are offered through variable life insurance and variable annuity contracts, you should carefully review the variable contract prospectus for information on applicable charges and expenses. If the charges and deductions against your variable contract were included, returns would be lower than those shown.

How a Portfolio has performed in the past is not necessarily an indication of how it will perform in the future. Performance information provides some indication of the risks of investing in the Portfolio by showing changes in the Portfolio's performance over time.



Best Quarter:	Q3 '10	+5.39%
Worst Quarter:	Q2 '13	(2.97)%

AVERAGE ANNUAL TOTAL RETURNS (PERIODS ENDING DECEMBER 31, 2019)			
	1 Year	5 Years	10 Years
Thrivent Income Portfolio	13.60%	4.44%	5.68%
Bloomberg Barclays U.S. Corporate Bond Index (reflects no deduction for fees, expenses or taxes)	14.54%	4.60%	5.54%
Bloomberg Barclays U.S. Aggregate Bond Index (reflects no deduction for fees, expenses or taxes)	8.72%	3.05%	3.75%

Management

Investment Adviser(s)

The Portfolio is managed by Thrivent Financial for Lutherans ("Thrivent Financial" or the "Adviser").

Portfolio Manager(s)

Kent L. White, CFA is primarily responsible for the day-to-day management of the Portfolio. Mr. White has served as a portfolio manager of the Portfolio since June 2017. Mr. White is the Director of Investment Grade Research, and he has been with Thrivent Financial since 1999.

Purchase and Sale of Shares

Shares of each series of Thrivent Series Fund, Inc. (the "Fund") may be sold, without any minimum initial or subsequent investment requirements, only to:

- Separate accounts of Thrivent Financial;
- Separate accounts of other insurance companies not affiliated with Thrivent Financial; and
- Other Portfolios of the Fund.

Tax Information

For information about certain tax-related aspects of investing in the Portfolio through a variable contract, please see the variable product prospectus.

Payments to Broker-Dealers and Other Financial Intermediaries

If you purchase the Portfolio through a broker-dealer or other financial intermediary (such as an insurance company), the Portfolio and its related companies may pay the intermediary for the sale of Portfolio shares and related services. These payments may create a conflict of interest by influencing the broker-dealer or other intermediary and your salesperson to recommend the Portfolio over another investment. Ask your salesperson or visit your financial intermediary's website for more information.

APRIL 30, 2020

THRIVENT INTERNATIONAL ALLOCATION PORTFOLIO

SUMMARY PROSPECTUS

This Summary Prospectus is designed to provide investors with key information about the Portfolio in a clear and concise format. Before you invest, you may want to review the Portfolio's complete prospectus, which contains more information about the Portfolio and its risks.

- **If you purchased shares of Thrivent Variable Portfolios through Thrivent Financial:**
You can find the Portfolio's prospectus, reports to shareholders, and other information about the Portfolio online at ThriventPortfolios.com. You can also get this information at no cost by calling 800-847-4839 or by sending an email request to mail@thrivent.com
- **If you purchased shares of Thrivent Variable Portfolios from a firm other than Thrivent Financial:**
You can find the Portfolio's prospectus, reports to shareholders, and other information about the Portfolio online at ThriventPortfolios.com. You can also get this information by calling or emailing your financial advisor.

The Portfolio's prospectus and statement of additional information, both dated April 30, 2020, are incorporated by reference into this Summary Prospectus and may be obtained, free of charge, at the website, phone number or email address noted above.

Shares of the Portfolio are sold only to insurance company separate accounts or to other investment companies funded by insurance company separate accounts. This Summary Prospectus is not intended for use by other investors.

Beginning on January 1, 2021, as permitted by regulations adopted by the U.S. Securities and Exchange Commission, paper copies of the Portfolios' annual and semi-annual shareholder reports will no longer be sent by mail, unless you specifically request paper copies of the reports. Instead, the reports will be made available on the Portfolios' website (ThriventPortfolios.com), and you will be notified by mail each time a report is posted and provided with a website address to access the report.

If you already elected to receive shareholder reports electronically, you will not be affected by this change and you do not need to take any action. You may elect to receive shareholder reports and other communications by enrolling at Thrivent.com/gopaperless.

You may elect to receive all future shareholder reports in paper free of charge. You can call 800-847-4836 to let us know you wish to continue receiving paper copies of your shareholder reports. Your election to receive shareholder reports in paper will apply to all Portfolios held in your insurance company separate account.

Thrivent International Allocation Portfolio

Investment Objective

Thrivent International Allocation Portfolio (the "Portfolio") seeks long-term capital growth.

Fees and Expenses

This table describes the fees and expenses that you may pay if you buy and hold shares of the Portfolio. If you own a variable annuity contract or variable life insurance contract, you will have additional expenses including mortality and expense risk charges. Please refer to the prospectus for your variable contract for additional information about charges for those contracts.

SHAREHOLDER FEES (fees paid directly from your investment)	
Maximum Sales Charge (load) Imposed On Purchases (as a % of offering price)	N/A
Maximum Deferred Sales Charge (load) (as a percentage of the lower of the original purchase price or current net asset value)	N/A
ANNUAL PORTFOLIO OPERATING EXPENSES (expenses that you pay each year as a percentage of the value of your investment)	
Management Fees	0.64%
Other Expenses	0.08%
Total Annual Portfolio Operating Expenses	0.72%

EXAMPLE This example is intended to help you compare the cost of investing in the Portfolio with the cost of investing in other mutual funds. The Portfolio is an investment option for variable contracts, and the example does not include charges imposed by variable contracts. If variable contract charges were imposed, your expenses would be higher than those shown. The example assumes that you invest \$10,000 in the Portfolio for the time periods indicated and then redeem all of your shares at the end of those periods. The example also assumes that your investment has a 5% return each year, and that the Portfolio's operating expenses remain the same. Although your actual cost may be higher or lower, based on the foregoing assumptions, your cost would be:

	1 Year	3 Years	5 Years	10 Years
Thrivent International Allocation Portfolio	\$74	\$230	\$401	\$894

Portfolio Turnover

The Portfolio pays transaction costs, such as commissions, when it buys and sells securities (or "turns over" its portfolio). A higher portfolio turnover rate may

indicate higher transaction costs and may result in higher taxes when Portfolio shares are held in a taxable account. These costs, which are not reflected in annual fund operating expenses or in the example, affect the Portfolio's performance. During the most recent fiscal year, the Portfolio's portfolio turnover rate was 106% of the average value of its portfolio.

Principal Strategies

The Portfolio seeks to achieve its objective by investing primarily in equity securities of issuers throughout the world. The Portfolio seeks to diversify its portfolio broadly among developed and emerging countries and among multiple asset classes. Under normal market conditions, the Portfolio invests at least 40% of its net assets in foreign assets. If market conditions are not deemed favorable by the Adviser, the Portfolio could invest a lower percentage, but at least 30% of its net assets in foreign assets. A foreign asset could be an investment in an issuer that is organized under the laws of a foreign jurisdiction; that is traded principally in a foreign country; that derives at least 50% of its revenues or profits from goods produced or sold, investments made, or services performed in a foreign country or has at least 50% of its assets in a foreign country; or that otherwise exposes the Portfolio's portfolio to the economic fortunes and risks of a foreign country. The Portfolio may also pursue its investment strategy by investing in equity derivatives such as futures contracts to either hedge its exposure or gain exposure to certain investments.

The Adviser will make asset allocation decisions among the various asset classes and has engaged Goldman Sachs Asset Management, L.P. ("GSAM") to manage the Portfolio's international small- and mid- cap equity assets. The Adviser will directly manage the remaining assets in the Portfolio.

The Portfolio will generally make the following allocations among the broad asset classes listed below:

International large-cap growth.....	0-50%
International large-cap value.....	0-50%
International small- and mid-cap equities	0-30%
Emerging markets equity.....	0-25%
U.S. securities	0-10%

The Portfolio's actual holdings in each broad asset category may be outside the applicable allocation range from time to time due to differing investment performances among asset classes. These allocations may change without shareholder approval or advance notice to shareholders to the extent consistent with applicable law.

In buying and selling securities for the Portfolio, the Adviser uses an active strategy. This strategy consists of a

disciplined approach that involves computer-aided, quantitative analysis of fundamental, technical and risk-related factors. The Adviser's factor model (a method of analyzing and combining multiple data sources) systematically reviews thousands of stocks, using data such as historical earnings growth and expected future growth, valuation, price momentum, and other quantitative factors to forecast return potential. Then, risk characteristics of potential investments and covariation among securities are analyzed along with the return forecasts in determining the Portfolio's holdings.

GSAM uses a quantitative style of management, in combination with a qualitative overlay, that emphasizes fundamentally-based stock selection, careful portfolio construction and efficient implementation. The Portfolio's investments are selected using fundamental research and a variety of quantitative techniques based on certain investment themes. The Portfolio may make investment decisions that deviate from those generated by GSAM's proprietary models, at the discretion of GSAM. In addition, GSAM may, in its discretion, make changes to its quantitative techniques, or use other quantitative techniques that are based on GSAM's proprietary research.

Principal Risks

The Portfolio is subject to the following principal investment risks, which you should review carefully and in entirety. The Portfolio may not achieve its investment objective and you could lose money by investing in the Portfolio.

Allocation Risk. The Portfolio's investment performance depends upon how its assets are allocated across broad asset categories and applicable sub-classes within such categories. Some broad asset categories and sub-classes may perform below expectations or the securities markets generally over short and extended periods. Therefore, a principal risk of investing in the Portfolio is that the allocation strategies used and the allocation decisions made will not produce the desired results.

Equity Security Risk. Equity securities held by the Portfolio may decline significantly in price, sometimes rapidly or unpredictably, over short or extended periods of time, and such declines may occur because of declines in the equity market as a whole, or because of declines in only a particular country, company, industry, or sector of the market. From time to time, the Portfolio may invest a significant portion of its assets in companies in one or more related sectors or industries which would make the Portfolio more vulnerable to adverse developments affecting such sectors or industries. Equity securities are generally more volatile than most debt securities.

Foreign Securities Risk. Foreign securities generally carry more risk and are more volatile than their domestic counterparts, in part because of potential for higher political and economic risks, lack of reliable information and fluctuations in currency exchange rates where investments are denominated in currencies other than the U.S. dollar. Certain events in foreign markets may adversely affect foreign and domestic issuers, including interruptions in the global supply chain, natural disasters and outbreak of infectious diseases. The Portfolio's investment in any country could be subject to governmental actions such as capital or currency controls, nationalizing a company or industry, expropriating assets, or imposing punitive taxes that would have an adverse effect on security prices, and impair the Portfolio's ability to repatriate capital or income. Foreign securities may also be more difficult to resell than comparable U.S. securities because the markets for foreign securities are often less liquid. Even when a foreign security increases in price in its local currency, the appreciation may be diluted by adverse changes in exchange rates when the security's value is converted to U.S. dollars. Foreign withholding taxes also may apply and errors and delays may occur in the settlement process for foreign securities.

Large Cap Risk. Large-sized companies may be unable to respond quickly to new competitive challenges such as changes in technology. They may also not be able to attain the high growth rate of successful smaller companies, especially during extended periods of economic expansion.

Growth Investing Risk. Growth style investing includes the risk of investing in securities whose prices historically have been more volatile than other securities, especially over the short term. Growth stock prices reflect projections of future earnings or revenues and, if a company's earnings or revenues fall short of expectations, its stock price may fall dramatically.

Value Investing Risk. Value style investing includes the risk that stocks of undervalued companies may not rise as quickly as anticipated if the market doesn't recognize their intrinsic value or if value stocks are out of favor.

Quantitative Investing Risk. Quantitative Investing Risk is the risk that securities selected according to a quantitative analysis methodology can perform differently from the market as a whole based on the model and the factors used in the analysis, the weight placed on each factor and changes in the factor's historical trends. Such models are based on assumptions of these and other market factors, and the models may not take into account certain factors, or perform as intended, and may result in a decline in the value of the Portfolio's portfolio.

Emerging Markets Risk. The economic and political structures of developing countries in emerging markets,

in most cases, do not compare favorably with the U.S. or other developed countries in terms of wealth and stability, and their financial markets often lack liquidity. Portfolio performance will likely be negatively affected by portfolio exposure to countries and corporations domiciled in or with revenue exposures to countries in the midst of, among other things, hyperinflation, currency devaluation, trade disagreements, sudden political upheaval, or interventionist government policies. Portfolio performance may also be negatively affected by portfolio exposure to countries and corporations domiciled in or with revenue exposures to countries with less developed legal, tax, regulatory, and accounting systems. Significant buying or selling actions by a few major investors may also heighten the volatility of emerging markets. These factors make investing in emerging market countries significantly riskier than in other countries, and events in any one country could cause the Portfolio's share price to decline.

Foreign Currency Risk. The value of a foreign currency may decline against the U.S. dollar, which would reduce the dollar value of securities denominated in that currency. The overall impact of such a decline of foreign currency can be significant, unpredictable, and long lasting, depending on the currencies represented, how each one appreciates or depreciates in relation to the U.S. dollar, and whether currency positions are hedged. Under normal conditions, the Portfolio does not engage in extensive foreign currency hedging programs. Further, exchange rate movements are volatile, and it is not possible to effectively hedge the currency risks of many developing countries.

Market Risk. Over time, securities markets generally tend to move in cycles with periods when security prices rise and periods when security prices decline. The value of the Portfolio's investments may move with these cycles and, in some instances, increase or decrease more than the applicable market(s) as measured by the Portfolio's benchmark index(es). The securities markets may also decline because of factors that affect a particular industry or due to impacts from the spread of infectious illness, public health threats or similar issues.

Small Cap Risk. Smaller, less seasoned companies often have greater price volatility, lower trading volume, and less liquidity than larger, more established companies. These companies tend to have small revenues, narrower product lines, less management depth and experience, small shares of their product or service markets, fewer financial resources, and less competitive strength than larger companies. Such companies seldom pay significant dividends that could soften the impact of a falling market on returns.

Mid Cap Risk. Medium-sized companies often have greater price volatility, lower trading volume, and less liquidity than larger, more-established companies. These

companies tend to have smaller revenues, narrower product lines, less management depth and experience, smaller shares of their product or service markets, fewer financial resources, and less competitive strength than larger companies.

Issuer Risk. Issuer risk is the possibility that factors specific to an issuer to which the Portfolio is exposed will affect the market prices of the issuer's securities and therefore the value of the Portfolio.

Investment Adviser Risk. The Portfolio is actively managed and the success of its investment strategy depends significantly on the skills of the Adviser or subadviser in assessing the potential of the investments in which the Portfolio invests. This assessment of investments may prove incorrect, resulting in losses or poor performance, even in rising markets. There is also no guarantee that the Adviser will be able to effectively implement the Portfolio's investment objective.

Multi-Manager Risk. The investment style employed by the subadviser may not be complementary to that of the Adviser. The interplay of the strategy employed by the subadviser and the Adviser may result in the Portfolio indirectly holding positions in certain types of securities, industries or sectors. These positions may be detrimental to a Portfolio's performance depending upon the performance of those securities and the overall economic environment. The multi-manager approach could result in a high level of portfolio turnover, resulting in higher brokerage expenses and increased tax liability from a Portfolio's realization of capital gains.

Health Crisis Risk. The global pandemic outbreak of the novel coronavirus known as COVID-19 has resulted in substantial market volatility and global business disruption. The duration and full effects of the outbreak are uncertain and may result in trading suspensions and market closures, limit liquidity and the ability of the Portfolio to process shareholder redemptions, and negatively impact Portfolio performance. The COVID-19 outbreak and future pandemics could affect the global economy in ways that cannot be foreseen and may exacerbate other types of risks, negatively impacting the value of the Portfolio.

Performance

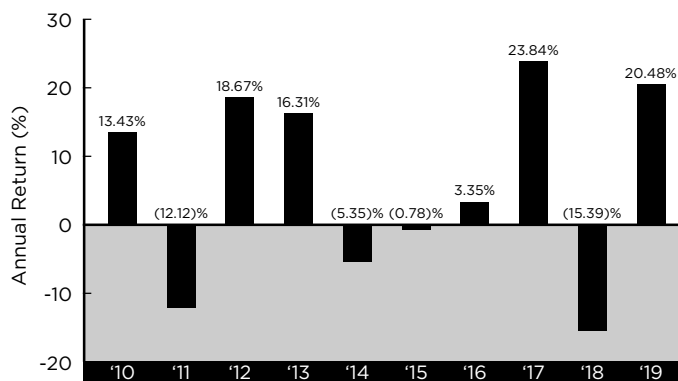
The following bar chart and table provide an indication of the risks of investing in the Portfolio by showing changes in the Portfolio's performance from year to year and by showing how the Portfolio's average annual returns for one-, five- and ten-year periods compared to a broad-based securities market index. The index description appears in the "Index Descriptions" section of the prospectus. Call 800-847-4836 or visit Thrivent.com for performance results current to the most recent month-end.

The bar chart includes the effects of Portfolio expenses, but not charges or deductions against your variable contract, and assume that you sold your investment at

the end of the period. Because shares of the Portfolio are offered through variable life insurance and variable annuity contracts, you should carefully review the variable contract prospectus for information on applicable charges and expenses. If the charges and deductions against your variable contract were included, returns would be lower than those shown.

How a portfolio has performed in the past is not necessarily an indication of how it will perform in the future. Performance information provides some indication of the risks of investing in the Portfolio by showing changes in the Portfolio's performance over time.

YEAR-BY-YEAR TOTAL RETURN



Best Quarter:	Q3 '10	+16.49%
Worst Quarter:	Q3 '11	(18.33)%

AVERAGE ANNUAL TOTAL RETURNS (PERIODS ENDING DECEMBER 31, 2019)			
	1 Year	5 Years	10 Years
Thrivent International Allocation Portfolio	20.48%	5.30%	5.36%
MSCI All Country World Index ex-USA - USD Net Returns (reflects no deduction for fees, expenses or taxes)	21.51%	5.51%	4.97%

Management

Investment Adviser(s)

The Portfolio is managed by Thrivent Financial for Lutherans ("Thrivent Financial" or the "Adviser"), which has engaged Goldman Sachs Asset Management, L.P. ("GSAM") to subadvise a portion of the Portfolio's assets.

Portfolio Manager(s)

GSAM manages the international small- and mid-cap equities assets of the Portfolio. GSAM's Quantitative Investment Strategies team (the "QIS" team) manages the international small- and mid-cap equities of the Portfolio with the following team members being jointly and primarily responsible for day-to-day management. **Len Ioffe**, Managing Director, joined GSAM as an associate in 1994 and has been a portfolio

manager since 1996. Mr. Ioffe has managed the Portfolio since September 2013. **Osman Ali**, Managing Director, joined GSAM in 2003 and has been a member of the research and portfolio management team within QIS since 2005. Mr. Ali has managed the Portfolio since September 2013. **Takashi Suwabe** is a Managing Director and is co-head of active equity research in the QIS team. Mr. Suwabe joined GSAM in 2004 and has been a member of the QIS team since 2009. Previously, Mr. Suwabe worked at Nomura Securities and Nomura Research Institute. Mr. Suwabe has managed the Portfolio since September 2013.

The Adviser manages the Portfolio's international large-cap, emerging markets equity and U.S. securities assets. **Noah J. Monsen, CFA, Brian W. Bomgren, CQF, Darren M. Bagwell, CFA** and **David R. Spangler, CFA** are jointly and primarily responsible for day-to-day management of the Portfolio's international large-cap, emerging markets equity and U.S. securities assets. Mr. Monsen and Mr. Bomgren have served as portfolio managers of the Portfolio since March 2016. Mr. Bagwell and Mr. Spangler have served as portfolio managers of the Portfolio since February 2019. Mr. Monsen has been with Thrivent Financial since 2000 and has served in an investment management capacity since 2008. Mr. Bomgren has been with Thrivent Financial since 2006 and is currently a Senior Portfolio Manager. Mr. Bagwell is Vice President, Chief Equity Strategist and has been with Thrivent Financial in an investment management capacity since 2002. Mr. Spangler is a Senior Portfolio Manager and has been with Thrivent Financial since 2002. He has served in an investment management capacity since 2006.

Purchase and Sale of Shares

Shares of each series of Thrivent Series Fund, Inc. (the "Fund") may be sold, without any minimum initial or subsequent investment requirements, only to:

- Separate accounts of Thrivent Financial;
- Separate accounts of other insurance companies not affiliated with Thrivent Financial; and
- Other Portfolios of the Fund.

Tax Information

For information about certain tax-related aspects of investing in the Portfolio through a variable contract, please see the variable product prospectus.

Payments to Broker-Dealers and Other Financial Intermediaries

If you purchase the Portfolio through a broker-dealer or other financial intermediary (such as an insurance company), the Portfolio and its related companies may pay the intermediary for the sale of Portfolio shares and related services. These payments may create a conflict of interest by influencing the broker-dealer or other intermediary and your salesperson to recommend the Portfolio over another investment. Ask your salesperson or visit your financial intermediary's website for more information.

APRIL 30, 2020

THRIVENT INTERNATIONAL INDEX PORTFOLIO

SUMMARY PROSPECTUS

This Summary Prospectus is designed to provide investors with key information about the Portfolio in a clear and concise format. Before you invest, you may want to review the Portfolio's complete prospectus, which contains more information about the Portfolio and its risks.

- **If you purchased shares of Thrivent Variable Portfolios through Thrivent Financial:**
You can find the Portfolio's prospectus, reports to shareholders, and other information about the Portfolio online at ThriventPortfolios.com. You can also get this information at no cost by calling 800-847-4839 or by sending an email request to mail@thrivent.com
- **If you purchased shares of Thrivent Variable Portfolios from a firm other than Thrivent Financial:**
You can find the Portfolio's prospectus, reports to shareholders, and other information about the Portfolio online at ThriventPortfolios.com. You can also get this information by calling or emailing your financial advisor.

The Portfolio's prospectus and statement of additional information, both dated April 30, 2020, are incorporated by reference into this Summary Prospectus and may be obtained, free of charge, at the website, phone number or email address noted above.

Shares of the Portfolio are sold only to insurance company separate accounts or to other investment companies funded by insurance company separate accounts. This Summary Prospectus is not intended for use by other investors.

Beginning on January 1, 2021, as permitted by regulations adopted by the U.S. Securities and Exchange Commission, paper copies of the Portfolios' annual and semi-annual shareholder reports will no longer be sent by mail, unless you specifically request paper copies of the reports. Instead, the reports will be made available on the Portfolios' website (ThriventPortfolios.com), and you will be notified by mail each time a report is posted and provided with a website address to access the report.

If you already elected to receive shareholder reports electronically, you will not be affected by this change and you do not need to take any action. You may elect to receive shareholder reports and other communications by enrolling at Thrivent.com/gopaperless.

You may elect to receive all future shareholder reports in paper free of charge. You can call 800-847-4836 to let us know you wish to continue receiving paper copies of your shareholder reports. Your election to receive shareholder reports in paper will apply to all Portfolios held in your insurance company separate account.

Thrivent International Index Portfolio

Investment Objective

Thrivent International Index Portfolio (the "Portfolio") seeks total returns that track the performance of the MSCI EAFE Index. The Portfolio's investment objective may be changed without shareholder approval.

Fees and Expenses

This table describes the fees and expenses that you may pay if you buy and hold shares of the Portfolio. If you own a variable annuity contract or variable life insurance contract, you will have additional expenses including mortality and expense risk charges. Please refer to the prospectus for your variable contract for additional information about charges for those contracts.

SHAREHOLDER FEES (fees paid directly from your investment)	
Maximum Sales Charge (load) Imposed On Purchases (as a % of offering price)	N/A
Maximum Deferred Sales Charge (load) (as a percentage of the lower of the original purchase price or current net asset value)	N/A
ANNUAL PORTFOLIO OPERATING EXPENSES (expenses that you pay each year as a percentage of the value of your investment)	
Management Fees	0.20%
Other Expenses ¹	1.09%
Total Annual Portfolio Operating Expenses	1.29%
Less Fee Waivers and/or Expense Reimbursements ²	0.83%
Total Annual Portfolio Operating Expenses After Fee Waivers and/or Expense Reimbursements	0.46%

¹ These expenses are based on estimated amounts for the current fiscal year.

² The Adviser has contractually agreed, through at least April 30, 2021, to waive certain fees and/or reimburse certain expenses associated with the shares of the Thrivent International Index Portfolio in order to limit the Total Annual Portfolio Operating Expenses After Fee Waivers and/or Expense Reimbursements to an annual rate of 0.46% of the average daily net assets of the shares. This contractual provision, however, may be terminated before the indicated termination date upon the mutual agreement between the Independent Directors of the Portfolio and the Adviser.

EXAMPLE This example is intended to help you compare the cost of investing in the Portfolio with the cost of investing in other mutual funds. The Portfolio is an investment option for variable contracts, and the example does not include charges imposed by variable contracts. If variable contract charges were imposed, your expenses would be higher than those shown. The example assumes that you invest \$10,000 in the Portfolio for the time periods indicated and then redeem all of your shares at the end of those periods. In

addition, the example for the 1 Year period reflects the effect of the contractual fee waiver and/or expense reimbursement. The example also assumes that your investment has a 5% return each year, and that the Portfolio's operating expenses remain the same. Although your actual cost may be higher or lower, based on the foregoing assumptions, your cost would be:

	1 Year	3 Years
Thrivent International Index Portfolio	\$47	\$327

Portfolio Turnover

The Portfolio pays transaction costs, such as commissions, when it buys and sells securities (or "turns over" its portfolio). A higher portfolio turnover rate may indicate higher transaction costs and may result in higher taxes when Portfolio shares are held in a taxable account. These costs, which are not reflected in annual fund operating expenses or in the example, affect the Portfolio's performance. Because the Portfolio had not yet commenced operations prior to the date of this prospectus, the Portfolio's portfolio turnover rate for the most recent fiscal year end is not yet available.

Principal Strategies

Under normal circumstances, the Portfolio invests substantially all of its assets (more than 80% of its net assets, plus the amount of any borrowings for investment purposes) in equity securities included in the MSCI EAFE Index in the proportions in which they are represented in the index. This is a passively managed Portfolio, which means that the Adviser does not actively choose the securities that should make up the Portfolio, and instead seeks to replicate the MSCI EAFE Index and provide investment results that, before expenses, correspond generally to the total return of the index. The MSCI EAFE Index captures large- and mid-cap equity securities in developed markets countries, excluding the U.S. and Canada. As of March 31, 2020, the MSCI EAFE Index consisted of 918 constituents in the following 21 developed market country indices: Australia, Austria, Belgium, Denmark, Finland, France, Germany, Hong Kong, Ireland, Israel, Italy, Japan, the Netherlands, New Zealand, Norway, Portugal, Singapore, Spain, Sweden, Switzerland, and the United Kingdom. If the securities represented in the MSCI EAFE Index were to become concentrated in any particular industry, the Portfolio's investments would likewise be concentrated in securities of issuers in that industry; the MSCI EAFE Index is not currently concentrated in any single industry. The MSCI EAFE Index is a free float-adjusted market capitalization index that is designed to provide coverage of the relevant

investment opportunity set with an emphasis on index liquidity, investability and replicability. The MSCI EAFE Index is adjusted quarterly, and when changes to the index occur, the Adviser will attempt to replicate these changes within the Portfolio. However, any such changes may result in slight variations from time to time. The Portfolio may buy and sell equity index futures for investment exposure. For liquidity reasons, the Portfolio may invest to some degree in money market instruments.

Principal Risks

The Portfolio is subject to the following principal investment risks, which you should review carefully and in entirety. The Portfolio may not achieve its investment objective and you could lose money by investing in the Portfolio.

Equity Security Risk. Equity securities held by the Portfolio may decline significantly in price, sometimes rapidly or unpredictably, over short or extended periods of time, and such declines may occur because of declines in the equity market as a whole, or because of declines in only a particular country, company, industry, or sector of the market. From time to time, the Portfolio may invest a significant portion of its assets in companies in one or more related sectors or industries which would make the Portfolio more vulnerable to adverse developments affecting such sectors or industries. Equity securities are generally more volatile than most debt securities.

Foreign Securities Risk. Foreign securities generally carry more risk and are more volatile than their domestic counterparts, in part because of potential for higher political and economic risks, lack of reliable information and fluctuations in currency exchange rates where investments are denominated in currencies other than the U.S. dollar. Certain events in foreign markets may adversely affect foreign and domestic issuers, including interruptions in the global supply chain, natural disasters and outbreak of infectious diseases. The Portfolio's investment in any country could be subject to governmental actions such as capital or currency controls, nationalizing a company or industry, expropriating assets, or imposing punitive taxes that would have an adverse effect on security prices, and impair the Portfolio's ability to repatriate capital or income. Foreign securities may also be more difficult to resell than comparable U.S. securities because the markets for foreign securities are often less liquid. Even when a foreign security increases in price in its local currency, the appreciation may be diluted by adverse changes in exchange rates when the security's value is converted to U.S. dollars. Foreign withholding taxes also may apply and errors and delays may occur in the settlement process for foreign securities.

Foreign Currency Risk. The value of a foreign currency may decline against the U.S. dollar, which would reduce the dollar value of securities denominated in that currency. The overall impact of such a decline of foreign currency can be significant, unpredictable, and long lasting, depending on the currencies represented, how each one appreciates or depreciates in relation to the U.S. dollar, and whether currency positions are hedged. Under normal conditions, the Portfolio does not engage in extensive foreign currency hedging programs. Further, exchange rate movements are volatile, and it is not possible to effectively hedge the currency risks of many developing countries.

Large Cap Risk. Large-sized companies may be unable to respond quickly to new competitive challenges such as changes in technology. They may also not be able to attain the high growth rate of successful smaller companies, especially during extended periods of economic expansion.

Market Risk. Over time, securities markets generally tend to move in cycles with periods when security prices rise and periods when security prices decline. The value of the Portfolio's investments may move with these cycles and, in some instances, increase or decrease more than the applicable market(s) as measured by the Portfolio's benchmark index(es). The securities markets may also decline because of factors that affect a particular industry or due to impacts from the spread of infectious illness, public health threats or similar issues.

Mid Cap Risk. Medium-sized companies often have greater price volatility, lower trading volume, and less liquidity than larger, more-established companies. These companies tend to have smaller revenues, narrower product lines, less management depth and experience, smaller shares of their product or service markets, fewer financial resources, and less competitive strength than larger companies.

Futures Contract Risk. The value of a futures contract tends to increase and decrease in tandem with the value of the underlying instrument. The price of futures can be highly volatile; using them could lower total return, and the potential loss from futures can exceed the Portfolio's initial investment in such contracts. In addition, the value of the futures contract may not accurately track the value of the underlying instrument.

Issuer Risk. Issuer risk is the possibility that factors specific to an issuer to which the Portfolio is exposed will affect the market prices of the issuer's securities and therefore the value of the Portfolio.

Global Indexing Strategy/Index Tracking Risk. The Portfolio is managed with an indexing investment strategy, attempting to track the performance of an unmanaged index of securities, regardless of the current or projected performance of the Index or of the actual

securities comprising the Index. The structure and composition of the Index will affect the performance, volatility, and risk of the Index and, consequently, the performance, volatility, and risk of the Portfolio. The securities of foreign issuers, securities of companies with significant foreign exposure, and foreign currencies can involve additional risks relating to market, economic, industry, political, regulatory, geopolitical, and other conditions. Less stringent regulatory, accounting, auditing, and disclosure requirements for issuers and markets are more common in certain foreign countries and may make the data upon which the Index is based unreliable or stale. Enforcing legal rights can be difficult, costly, and slow in certain foreign countries, and can be particularly difficult against foreign governments. While the Adviser seeks to track the performance of the Index (i.e., achieve a high degree of correlation with the Index), the Portfolio's return may not match the return of the Index. The Portfolio incurs a number of operating expenses not applicable to the Index, and incurs costs in buying and selling securities. In addition, the Portfolio may not be fully invested at times, generally as a result of cash flows into or out of the Portfolio or reserves of cash held by the Portfolio to meet redemptions. The Adviser may attempt to replicate the Index return by investing in fewer than all of the securities in the Index, or in some securities not included in the Index, potentially increasing the risk of divergence between the Portfolio's return and that of the Index.

Health Crisis Risk. The global pandemic outbreak of the novel coronavirus known as COVID-19 has resulted in substantial market volatility and global business disruption. The duration and full effects of the outbreak are uncertain and may result in trading suspensions and market closures, limit liquidity and the ability of the Portfolio to process shareholder redemptions, and negatively impact Portfolio performance. The COVID-19 outbreak and future pandemics could affect the global economy in ways that cannot be foreseen and may exacerbate other types of risks, negatively impacting the value of the Portfolio.

Performance

No performance information for the Portfolio is provided because it had not commenced operations prior to the date of this prospectus and does not yet have a full calendar year of performance history. The index description appears in the "Index Descriptions" section of the prospectus. Call 800-847-4836 or visit Thrivent.com for performance results current to the most recent month-end that takes place after April 30, 2020.

How the Portfolio has performed in the past is not necessarily an indication of how it will perform in the future. Performance information provides some

indication of the risks of investing in the Portfolio by showing changes in the Portfolio's performance over time.

Management

Investment Adviser(s)

The Portfolio is managed by Thrivent Financial for Lutherans ("Thrivent Financial" or the "Adviser").

Portfolio Manager(s)

Brian W. Bomgren, CQF and **Sharon Wang, CFA, FRM** are jointly and primarily responsible for the day-to-day management of the Portfolio. Mr. Bomgren and Ms. Wang have served as portfolio managers of the Portfolio since April 2020. Mr. Bomgren has been with Thrivent Financial since 2006 and is currently a Senior Portfolio Manager. Ms. Wang has been with Thrivent Financial since 2017 and is currently a Senior Portfolio Manager. Prior to joining Thrivent Financial, Ms. Wang worked at Bryn Mawr Capital Management as a portfolio manager from 2009 to 2016.

Purchase and Sale of Shares

Shares of each series of Thrivent Series Fund, Inc. (the "Fund") may be sold, without any minimum initial or subsequent investment requirements, only to:

- Separate accounts of Thrivent Financial;
- Separate accounts of other insurance companies not affiliated with Thrivent Financial; and
- Other Portfolios of the Fund.

Tax Information

For information about certain tax-related aspects of investing in the Portfolio through a variable contract, please see the variable product prospectus.

Payments to Broker-Dealers and Other Financial Intermediaries

If you purchase the Portfolio through a broker-dealer or other financial intermediary (such as an insurance company), the Portfolio and its related companies may pay the intermediary for the sale of Portfolio shares and related services. These payments may create a conflict of interest by influencing the broker-dealer or other intermediary and your salesperson to recommend the Portfolio over another investment. Ask your salesperson or visit your financial intermediary's website for more information.

APRIL 30, 2020

THRIVENT LARGE CAP GROWTH PORTFOLIO SUMMARY PROSPECTUS

This Summary Prospectus is designed to provide investors with key information about the Portfolio in a clear and concise format. Before you invest, you may want to review the Portfolio's complete prospectus, which contains more information about the Portfolio and its risks.

- **If you purchased shares of Thrivent Variable Portfolios through Thrivent Financial:**
You can find the Portfolio's prospectus, reports to shareholders, and other information about the Portfolio online at ThriventPortfolios.com. You can also get this information at no cost by calling 800-847-4839 or by sending an email request to mail@thrivent.com
- **If you purchased shares of Thrivent Variable Portfolios from a firm other than Thrivent Financial:**
You can find the Portfolio's prospectus, reports to shareholders, and other information about the Portfolio online at ThriventPortfolios.com. You can also get this information by calling or emailing your financial advisor.

The Portfolio's prospectus and statement of additional information, both dated April 30, 2020, are incorporated by reference into this Summary Prospectus and may be obtained, free of charge, at the website, phone number or email address noted above.

Shares of the Portfolio are sold only to insurance company separate accounts or to other investment companies funded by insurance company separate accounts. This Summary Prospectus is not intended for use by other investors.

Beginning on January 1, 2021, as permitted by regulations adopted by the U.S. Securities and Exchange Commission, paper copies of the Portfolios' annual and semi-annual shareholder reports will no longer be sent by mail, unless you specifically request paper copies of the reports. Instead, the reports will be made available on the Portfolios' website (ThriventPortfolios.com), and you will be notified by mail each time a report is posted and provided with a website address to access the report.

If you already elected to receive shareholder reports electronically, you will not be affected by this change and you do not need to take any action. You may elect to receive shareholder reports and other communications by enrolling at Thrivent.com/gopaperless.

You may elect to receive all future shareholder reports in paper free of charge. You can call 800-847-4836 to let us know you wish to continue receiving paper copies of your shareholder reports. Your election to receive shareholder reports in paper will apply to all Portfolios held in your insurance company separate account.

Thrivent Large Cap Growth Portfolio

Investment Objective

The investment objective of Thrivent Large Cap Growth Portfolio (the "Portfolio") is to achieve long-term growth of capital.

Fees and Expenses

This table describes the fees and expenses that you may pay if you buy and hold shares of the Portfolio. If you own a variable annuity contract or variable life insurance contract, you will have additional expenses including mortality and expense risk charges. Please refer to the prospectus for your variable contract for additional information about charges for those contracts.

SHAREHOLDER FEES (fees paid directly from your investment)	
Maximum Sales Charge (load) Imposed On Purchases (as a % of offering price)	N/A
Maximum Deferred Sales Charge (load) (as a percentage of the lower of the original purchase price or current net asset value)	N/A
ANNUAL PORTFOLIO OPERATING EXPENSES (expenses that you pay each year as a percentage of the value of your investment)	
Management Fees	0.40%
Other Expenses	0.04%
Total Annual Portfolio Operating Expenses	0.44%

EXAMPLE This example is intended to help you compare the cost of investing in the Portfolio with the cost of investing in other mutual funds. The Portfolio is an investment option for variable contracts, and the example does not include charges imposed by variable contracts. If variable contract charges were imposed, your expenses would be higher than those shown. The example assumes that you invest \$10,000 in the Portfolio for the time periods indicated and then redeem all of your shares at the end of those periods. The example also assumes that your investment has a 5% return each year, and that the Portfolio's operating expenses remain the same. Although your actual cost may be higher or lower, based on the foregoing assumptions, your cost would be:

	1 Year	3 Years	5 Years	10 Years
Thrivent Large Cap Growth Portfolio	\$45	\$141	\$246	\$555

Portfolio Turnover

The Portfolio pays transaction costs, such as commissions, when it buys and sells securities (or "turns over" its portfolio). A higher portfolio turnover rate may indicate higher transaction costs and may result in higher taxes when Portfolio shares are held in a taxable account. These costs, which are not reflected in annual fund operating expenses or in the example, affect the Portfolio's performance. During the most recent fiscal year, the Portfolio's portfolio turnover rate was 58% of the average value of its portfolio.

Principal Strategies

Under normal circumstances, the Portfolio invests at least 80% of its net assets (plus the amount of any borrowing for investment purposes) in equity securities of large companies. The Adviser focuses mainly on the equity securities of large domestic and international companies which have market capitalizations equivalent to those included in widely known indices such as the Russell 1000 Growth Index, S&P 500 Index, or the large company market capitalization classifications published by Lipper, Inc. These companies typically have a market capitalization of approximately \$8 billion or more. Should the Adviser change the investments used for purposes of this 80% threshold, you will be notified at least 60 days prior to the change.

The Portfolio seeks to achieve its investment objective by investing in common stocks. The Adviser uses fundamental, quantitative, and technical investment research techniques and focuses on stocks of companies that it believes have demonstrated and will sustain above-average earnings growth over time, or which are expected to develop rapid sales and earnings growth in the future when compared to the economy and stock market as a whole. Many such companies are in the technology sector and the Portfolio may at times have a higher concentration in this industry.

The Portfolio may sell securities for a variety of reasons, such as to secure gains, limit losses, or reposition assets into more promising opportunities.

Principal Risks

The Portfolio is subject to the following principal investment risks, which you should review carefully and in entirety. The Portfolio may not achieve its investment objective and you could lose money by investing in the Portfolio.

Large Cap Risk. Large-sized companies may be unable to respond quickly to new competitive challenges such as changes in technology. They may also not be able to

attain the high growth rate of successful smaller companies, especially during extended periods of economic expansion.

Growth Investing Risk. Growth style investing includes the risk of investing in securities whose prices historically have been more volatile than other securities, especially over the short term. Growth stock prices reflect projections of future earnings or revenues and, if a company's earnings or revenues fall short of expectations, its stock price may fall dramatically.

Equity Security Risk. Equity securities held by the Portfolio may decline significantly in price, sometimes rapidly or unpredictably, over short or extended periods of time, and such declines may occur because of declines in the equity market as a whole, or because of declines in only a particular country, company, industry, or sector of the market. From time to time, the Portfolio may invest a significant portion of its assets in companies in one or more related sectors or industries which would make the Portfolio more vulnerable to adverse developments affecting such sectors or industries. Equity securities are generally more volatile than most debt securities.

Market Risk. Over time, securities markets generally tend to move in cycles with periods when security prices rise and periods when security prices decline. The value of the Portfolio's investments may move with these cycles and, in some instances, increase or decrease more than the applicable market(s) as measured by the Portfolio's benchmark index(es). The securities markets may also decline because of factors that affect a particular industry or due to impacts from the spread of infectious illness, public health threats or similar issues.

Technology-Oriented Companies Risk. Common stocks of companies that rely extensively on technology, science or communications in their product development or operations may be more volatile than the overall stock market and may or may not move in tandem with the overall stock market. Technology, science and communications are rapidly changing fields, and stocks of these companies, especially of smaller or unseasoned companies, may be subject to more abrupt or erratic market movements than the stock market in general. There are significant competitive pressures among technology-oriented companies and the products or operations of such companies may become obsolete quickly. In addition, these companies may have limited product lines, markets or financial resources and the management of such companies may be more dependent upon one or a few key people.

Issuer Risk. Issuer risk is the possibility that factors specific to an issuer to which the Portfolio is exposed will affect the market prices of the issuer's securities and therefore the value of the Portfolio.

Investment Adviser Risk. The Portfolio is actively managed and the success of its investment strategy depends significantly on the skills of the Adviser in assessing the potential of the investments in which the Portfolio invests. This assessment of investments may prove incorrect, resulting in losses or poor performance, even in rising markets. There is also no guarantee that the Adviser will be able to effectively implement the Portfolio's investment objective.

Foreign Securities Risk. Foreign securities generally carry more risk and are more volatile than their domestic counterparts, in part because of potential for higher political and economic risks, lack of reliable information and fluctuations in currency exchange rates where investments are denominated in currencies other than the U.S. dollar. Certain events in foreign markets may adversely affect foreign and domestic issuers, including interruptions in the global supply chain, natural disasters and outbreak of infectious diseases. The Portfolio's investment in any country could be subject to governmental actions such as capital or currency controls, nationalizing a company or industry, expropriating assets, or imposing punitive taxes that would have an adverse effect on security prices, and impair the Portfolio's ability to repatriate capital or income. Foreign securities may also be more difficult to resell than comparable U.S. securities because the markets for foreign securities are often less liquid. Even when a foreign security increases in price in its local currency, the appreciation may be diluted by adverse changes in exchange rates when the security's value is converted to U.S. dollars. Foreign withholding taxes also may apply and errors and delays may occur in the settlement process for foreign securities.

Non-Diversified Risk. The Portfolio is not "diversified" within the meaning of the 1940 Act. That means the Portfolio may invest a greater percentage of its assets in the securities of any single issuer compared to other funds. A non-diversified portfolio is generally more susceptible than a diversified portfolio to the risk that events or developments affecting a particular issuer or industry will significantly affect the Portfolio's performance.

Health Crisis Risk. The global pandemic outbreak of the novel coronavirus known as COVID-19 has resulted in substantial market volatility and global business disruption. The duration and full effects of the outbreak are uncertain and may result in trading suspensions and market closures, limit liquidity and the ability of the Portfolio to process shareholder redemptions, and negatively impact Portfolio performance. The COVID-19 outbreak and future pandemics could affect the global economy in ways that cannot be foreseen and may exacerbate other types of risks, negatively impacting the value of the Portfolio.

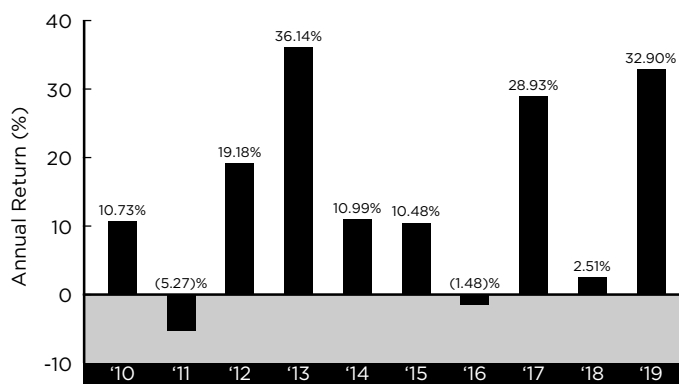
Performance

The following bar chart and table provide an indication of the risks of investing in the Portfolio by showing changes in the Portfolio's performance from year to year and by showing how the Portfolio's average annual returns for one-, five- and ten-year periods compared to broad-based securities market indices. The index descriptions appear in the "Index Descriptions" section of the prospectus. The Portfolio now compares its returns to the Russell 1000 Growth Index because it is commonly used by funds with the same investment objective and principal strategies as the Portfolio. Call 800-847-4836 or visit Thrivent.com for performance results current to the most recent month-end.

The bar chart and table include the effects of Portfolio expenses, but not charges or deductions against your variable contract, and assume that you sold your investment at the end of the period. Because shares of the Portfolio are offered through variable life insurance and variable annuity contracts, you should carefully review the variable contract prospectus for information on applicable charges and expenses. If the charges and deductions against your variable contract were included, returns would be lower than those shown.

How a Portfolio has performed in the past is not necessarily an indication of how it will perform in the future. Performance information provides some indication of the risks of investing in the Portfolio by showing changes in the Portfolio's performance over time.

YEAR-BY-YEAR TOTAL RETURN



Best Quarter:	Q1 '12	+16.67%
Worst Quarter:	Q3 '11	(17.08)%

AVERAGE ANNUAL TOTAL RETURNS (PERIODS ENDING DECEMBER 31, 2019)			
	1 Year	5 Years	10 Years
Thrivent Large Cap Growth Portfolio	32.90%	13.84%	13.70%
Russell 1000 Growth Index (reflects no deduction for fees, expenses or taxes)	36.39%	14.63%	15.22%
S&P 500® Growth Index (reflects no deduction for fees, expenses or taxes)	31.13%	13.52%	14.78%

Management

Investment Adviser(s)

The Portfolio is managed by Thrivent Financial for Lutherans ("Thrivent Financial" or the "Adviser").

Portfolio Manager(s)

Lauri Brunner is primarily responsible for the day-to-day management of the Portfolio, and she has served as portfolio manager of the Portfolio since September 2018. Ms. Brunner has been with Thrivent Financial since 2007 and currently is a Senior Portfolio Manager.

Purchase and Sale of Shares

Shares of each series of Thrivent Series Fund, Inc. (the "Fund") may be sold, without any minimum initial or subsequent investment requirements, only to:

- Separate accounts of Thrivent Financial;
- Separate accounts of other insurance companies not affiliated with Thrivent Financial; and
- Other Portfolios of the Fund.

Tax Information

For information about certain tax-related aspects of investing in the Portfolio through a variable contract, please see the variable product prospectus.

Payments to Broker-Dealers and Other Financial Intermediaries

If you purchase the Portfolio through a broker-dealer or other financial intermediary (such as an insurance company), the Portfolio and its related companies may pay the intermediary for the sale of Portfolio shares and related services. These payments may create a conflict of interest by influencing the broker-dealer or other intermediary and your salesperson to recommend the Portfolio over another investment. Ask your salesperson or visit your financial intermediary's website for more information.

APRIL 30, 2020

THRIVENT LARGE CAP INDEX PORTFOLIO SUMMARY PROSPECTUS

This Summary Prospectus is designed to provide investors with key information about the Portfolio in a clear and concise format. Before you invest, you may want to review the Portfolio's complete prospectus, which contains more information about the Portfolio and its risks.

- **If you purchased shares of Thrivent Variable Portfolios through Thrivent Financial:**
You can find the Portfolio's prospectus, reports to shareholders, and other information about the Portfolio online at ThriventPortfolios.com. You can also get this information at no cost by calling 800-847-4839 or by sending an email request to mail@thrivent.com
- **If you purchased shares of Thrivent Variable Portfolios from a firm other than Thrivent Financial:**
You can find the Portfolio's prospectus, reports to shareholders, and other information about the Portfolio online at ThriventPortfolios.com. You can also get this information by calling or emailing your financial advisor.

The Portfolio's prospectus and statement of additional information, both dated April 30, 2020, are incorporated by reference into this Summary Prospectus and may be obtained, free of charge, at the website, phone number or email address noted above.

Shares of the Portfolio are sold only to insurance company separate accounts or to other investment companies funded by insurance company separate accounts. This Summary Prospectus is not intended for use by other investors.

Beginning on January 1, 2021, as permitted by regulations adopted by the U.S. Securities and Exchange Commission, paper copies of the Portfolios' annual and semi-annual shareholder reports will no longer be sent by mail, unless you specifically request paper copies of the reports. Instead, the reports will be made available on the Portfolios' website (ThriventPortfolios.com), and you will be notified by mail each time a report is posted and provided with a website address to access the report.

If you already elected to receive shareholder reports electronically, you will not be affected by this change and you do not need to take any action. You may elect to receive shareholder reports and other communications by enrolling at Thrivent.com/gopaperless.

You may elect to receive all future shareholder reports in paper free of charge. You can call 800-847-4836 to let us know you wish to continue receiving paper copies of your shareholder reports. Your election to receive shareholder reports in paper will apply to all Portfolios held in your insurance company separate account.

Thrivent Large Cap Index Portfolio

Investment Objective

Thrivent Large Cap Index Portfolio (the "Portfolio") seeks total returns that track the performance of the S&P 500 Index.

Fees and Expenses

This table describes the fees and expenses that you may pay if you buy and hold shares of the Portfolio. If you own a variable annuity contract or variable life insurance contract, you will have additional expenses including mortality and expense risk charges. Please refer to the prospectus for your variable contract for additional information about charges for those contracts.

SHAREHOLDER FEES (fees paid directly from your investment)	
Maximum Sales Charge (load) Imposed On Purchases (as a % of offering price)	N/A
Maximum Deferred Sales Charge (load) (as a percentage of the lower of the original purchase price or current net asset value)	N/A
ANNUAL PORTFOLIO OPERATING EXPENSES (expenses that you pay each year as a percentage of the value of your investment)	
Management Fees	0.20%
Other Expenses	0.04%
Total Annual Portfolio Operating Expenses	0.24%

EXAMPLE This example is intended to help you compare the cost of investing in the Portfolio with the cost of investing in other mutual funds. The Portfolio is an investment option for variable contracts, and the example does not include charges imposed by variable contracts. If variable contract charges were imposed, your expenses would be higher than those shown. The example assumes that you invest \$10,000 in the Portfolio for the time periods indicated and then redeem all of your shares at the end of those periods. The example also assumes that your investment has a 5% return each year, and that the Portfolio's operating expenses remain the same. Although your actual cost may be higher or lower, based on the foregoing assumptions, your cost would be:

	1 Year	3 Years	5 Years	10 Years
Thrivent Large Cap Index Portfolio	\$25	\$77	\$135	\$306

Portfolio Turnover

The Portfolio pays transaction costs, such as commissions, when it buys and sells securities (or "turns over" its portfolio). A higher portfolio turnover rate may indicate higher transaction costs and may result in higher taxes when Portfolio shares are held in a taxable account. These costs, which are not reflected in annual fund operating expenses or in the example, affect the Portfolio's performance. During the most recent fiscal year, the Portfolio's portfolio turnover rate was 3% of the average value of its portfolio.

Principal Strategies

Under normal circumstances, the Portfolio invests substantially all of its assets (more than 80% of its net assets, plus the amount of any borrowings for investment purposes) in the large company common stocks included in the S&P 500 Index in the proportions in which they are represented in the index. This is a passively managed Portfolio, which means that the Adviser does not actively choose the securities that should make up the Portfolio. The S&P 500 Index is comprised of 500 domestic large company stocks. Accordingly, the Portfolio invests in stocks of larger companies from a broad range of industries. The S&P 500 Index is adjusted quarterly, and when changes to the index occur, the Adviser will attempt to replicate these changes within the Portfolio. However, any such changes may result in slight variations from time to time. The Portfolio may buy and sell equity index futures for investment exposure. For liquidity reasons, the Portfolio may invest to some degree in money market instruments.

Principal Risks

The Portfolio is subject to the following principal investment risks, which you should review carefully and in entirety. The Portfolio may not achieve its investment objective and you could lose money by investing in the Portfolio.

Large Cap Risk. Large-sized companies may be unable to respond quickly to new competitive challenges such as changes in technology. They may also not be able to attain the high growth rate of successful smaller companies, especially during extended periods of economic expansion.

Market Risk. Over time, securities markets generally tend to move in cycles with periods when security prices rise and periods when security prices decline. The value of the Portfolio's investments may move with these cycles and, in some instances, increase or decrease more than the applicable market(s) as measured by the Portfolio's benchmark index(es). The securities markets

may also decline because of factors that affect a particular industry or due to impacts from the spread of infectious illness, public health threats or similar issues.

Equity Security Risk. Equity securities held by the Portfolio may decline significantly in price, sometimes rapidly or unpredictably, over short or extended periods of time, and such declines may occur because of declines in the equity market as a whole, or because of declines in only a particular country, company, industry, or sector of the market. From time to time, the Portfolio may invest a significant portion of its assets in companies in one or more related sectors or industries which would make the Portfolio more vulnerable to adverse developments affecting such sectors or industries. Equity securities are generally more volatile than most debt securities.

Issuer Risk. Issuer risk is the possibility that factors specific to an issuer to which the Portfolio is exposed will affect the market prices of the issuer's securities and therefore the value of the Portfolio.

Futures Contract Risk. The value of a futures contract tends to increase and decrease in tandem with the value of the underlying instrument. The price of futures can be highly volatile; using them could lower total return, and the potential loss from futures can exceed the Portfolio's initial investment in such contracts. In addition, the value of the futures contract may not accurately track the value of the underlying instrument.

Indexing Strategy/Index Tracking Risk. The Portfolio is managed with an indexing investment strategy, attempting to track the performance of an unmanaged index of securities, regardless of the current or projected performance of the Index or of the actual securities comprising the Index. The structure and composition of the Index will affect the performance, volatility, and risk of the Index and, consequently, the performance, volatility, and risk of the Portfolio. While the Adviser seeks to track the performance of the Index (i.e., achieve a high degree of correlation with the Index), the Portfolio's return may not match the return of the Index. The Portfolio incurs a number of operating expenses not applicable to the Index, and incurs costs in buying and selling securities. In addition, the Portfolio may not be fully invested at times, generally as a result of cash flows into or out of the Portfolio or reserves of cash held by the Portfolio to meet redemptions. The Adviser may attempt to replicate the Index return by investing in fewer than all of the securities in the Index, or in some securities not included in the Index, potentially increasing the risk of divergence between the Portfolio's return and that of the Index.

Health Crisis Risk. The global pandemic outbreak of the novel coronavirus known as COVID-19 has resulted in substantial market volatility and global business

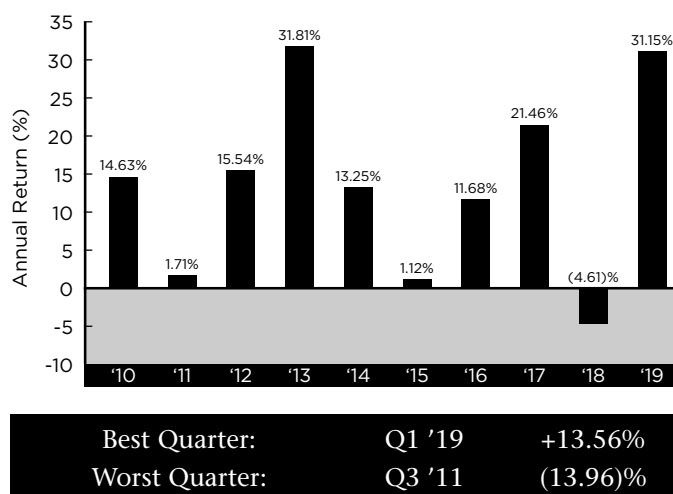
disruption. The duration and full effects of the outbreak are uncertain and may result in trading suspensions and market closures, limit liquidity and the ability of the Portfolio to process shareholder redemptions, and negatively impact Portfolio performance. The COVID-19 outbreak and future pandemics could affect the global economy in ways that cannot be foreseen and may exacerbate other types of risks, negatively impacting the value of the Portfolio.

Performance

The following bar chart and table provide an indication of the risks of investing in the Portfolio by showing changes in the Portfolio's performance from year to year and by showing how the Portfolio's average annual returns for one-, five- and ten-year periods compared to a broad-based securities market index. The index description appears in the "Index Descriptions" section of the prospectus. Call 800-847-4836 or visit Thrivent.com for performance results current to the most recent month-end.

The bar chart and table include the effects of Portfolio expenses, but not charges or deductions against your variable contract, and assume that you sold your investment at the end of the period. Because shares of the Portfolio are offered through variable life insurance and variable annuity contracts, you should carefully review the variable contract prospectus for information on applicable charges and expenses. If the charges and deductions against your variable contract were included, returns would be lower than those shown.

How a Portfolio has performed in the past is not necessarily an indication of how it will perform in the future. Performance information provides some indication of the risks of investing in the Portfolio by showing changes in the Portfolio's performance over time.



AVERAGE ANNUAL TOTAL RETURNS (PERIODS ENDING DECEMBER 31, 2019)			
	1 Year	5 Years	10 Years
Thrivent Large Cap Index Portfolio	31.15%	11.41%	13.19%
S&P 500® Index (reflects no deduction for fees, expenses or taxes)	31.49%	11.70%	13.56%

Management

Investment Adviser(s)

The Portfolio is managed by Thrivent Financial for Lutherans (“Thrivent Financial” or the “Adviser”).

Portfolio Manager(s)

Brian W. Bomgren, CQF and **Sharon Wang, CFA, FRM** are jointly and primarily responsible for the day-to-day management of the Portfolio. Mr. Bomgren and Ms. Wang have served as portfolio managers of the Portfolio since January 2018. Mr. Bomgren has been with Thrivent Financial since 2006 and is currently a Senior Portfolio Manager. Ms. Wang has been with Thrivent Financial since 2017 and is currently a Senior Portfolio Manager. Prior to joining Thrivent Financial, Ms. Wang worked at Bryn Mawr Capital Management as a portfolio manager from 2009 to 2016.

Purchase and Sale of Shares

Shares of each series of Thrivent Series Fund, Inc. (the “Fund”) may be sold, without any minimum initial or subsequent investment requirements, only to:

- Separate accounts of Thrivent Financial;
- Separate accounts of other insurance companies not affiliated with Thrivent Financial; and
- Other Portfolios of the Fund.

Tax Information

For information about certain tax-related aspects of investing in the Portfolio through a variable contract, please see the variable product prospectus.

Payments to Broker-Dealers and Other Financial Intermediaries

If you purchase the Portfolio through a broker-dealer or other financial intermediary (such as an insurance company), the Portfolio and its related companies may pay the intermediary for the sale of Portfolio shares and related services. These payments may create a conflict of interest by influencing the broker-dealer or other intermediary and your salesperson to recommend the Portfolio over another investment. Ask your salesperson or visit your financial intermediary’s website for more information.

APRIL 30, 2020

THRIVENT LARGE CAP VALUE PORTFOLIO SUMMARY PROSPECTUS

This Summary Prospectus is designed to provide investors with key information about the Portfolio in a clear and concise format. Before you invest, you may want to review the Portfolio's complete prospectus, which contains more information about the Portfolio and its risks.

- **If you purchased shares of Thrivent Variable Portfolios through Thrivent Financial:**
You can find the Portfolio's prospectus, reports to shareholders, and other information about the Portfolio online at ThriventPortfolios.com. You can also get this information at no cost by calling 800-847-4839 or by sending an email request to mail@thrivent.com
- **If you purchased shares of Thrivent Variable Portfolios from a firm other than Thrivent Financial:**
You can find the Portfolio's prospectus, reports to shareholders, and other information about the Portfolio online at ThriventPortfolios.com. You can also get this information by calling or emailing your financial advisor.

The Portfolio's prospectus and statement of additional information, both dated April 30, 2020, are incorporated by reference into this Summary Prospectus and may be obtained, free of charge, at the website, phone number or email address noted above.

Shares of the Portfolio are sold only to insurance company separate accounts or to other investment companies funded by insurance company separate accounts. This Summary Prospectus is not intended for use by other investors.

Beginning on January 1, 2021, as permitted by regulations adopted by the U.S. Securities and Exchange Commission, paper copies of the Portfolios' annual and semi-annual shareholder reports will no longer be sent by mail, unless you specifically request paper copies of the reports. Instead, the reports will be made available on the Portfolios' website (ThriventPortfolios.com), and you will be notified by mail each time a report is posted and provided with a website address to access the report.

If you already elected to receive shareholder reports electronically, you will not be affected by this change and you do not need to take any action. You may elect to receive shareholder reports and other communications by enrolling at Thrivent.com/gopaperless.

You may elect to receive all future shareholder reports in paper free of charge. You can call 800-847-4836 to let us know you wish to continue receiving paper copies of your shareholder reports. Your election to receive shareholder reports in paper will apply to all Portfolios held in your insurance company separate account.

Thrivent Large Cap Value Portfolio

Investment Objective

The investment objective of Thrivent Large Cap Value Portfolio (the "Portfolio") is to achieve long-term growth of capital.

Fees and Expenses

This table describes the fees and expenses that you may pay if you buy and hold shares of the Portfolio. If you own a variable annuity contract or variable life insurance contract, you will have additional expenses including mortality and expense risk charges. Please refer to the prospectus for your variable contract for additional information about charges for those contracts.

SHAREHOLDER FEES (fees paid directly from your investment)	
Maximum Sales Charge (load) Imposed On Purchases (as a % of offering price)	N/A
Maximum Deferred Sales Charge (load) (as a percentage of the lower of the original purchase price or current net asset value)	N/A
ANNUAL PORTFOLIO OPERATING EXPENSES (expenses that you pay each year as a percentage of the value of your investment)	
Management Fees	0.60%
Other Expenses	0.03%
Total Annual Portfolio Operating Expenses	0.63%

EXAMPLE This example is intended to help you compare the cost of investing in the Portfolio with the cost of investing in other mutual funds. The Portfolio is an investment option for variable contracts, and the example does not include charges imposed by variable contracts. If variable contract charges were imposed, your expenses would be higher than those shown. The example assumes that you invest \$10,000 in the Portfolio for the time periods indicated and then redeem all of your shares at the end of those periods. The example also assumes that your investment has a 5% return each year, and that the Portfolio's operating expenses remain the same. Although your actual cost may be higher or lower, based on the foregoing assumptions, your cost would be:

	1 Year	3 Years	5 Years	10 Years
Thrivent Large Cap Value Portfolio	\$64	\$202	\$351	\$786

Portfolio Turnover

The Portfolio pays transaction costs, such as commissions, when it buys and sells securities (or "turns over" its portfolio). A higher portfolio turnover rate may

indicate higher transaction costs and may result in higher taxes when Portfolio shares are held in a taxable account. These costs, which are not reflected in annual fund operating expenses or in the example, affect the Portfolio's performance. During the most recent fiscal year, the Portfolio's portfolio turnover rate was 18% of the average value of its portfolio.

Principal Strategies

Under normal circumstances, the Portfolio invests at least 80% of its net assets (plus the amount of any borrowing for investment purposes) in equity securities of large companies. The Adviser focuses mainly on the equity securities of large domestic and international companies which have market capitalizations equivalent to those included in widely known indices such as the Russell 1000 Value Index, S&P 500 Index, or the large company market capitalization classifications published by Lipper, Inc. These companies typically have a market capitalization of approximately \$8 billion or more. Should the Adviser change the investments used for purposes of this 80% threshold, we will notify you at least 60 days prior to the change.

The Portfolio seeks to achieve its investment objective by investing primarily in common stocks. The Adviser uses fundamental, quantitative, and technical investment research techniques and focuses on stocks of companies that it believes are undervalued in relation to their long-term earnings power or asset value. These stocks typically, but not always, have below average price-to-earnings and price-to-book value ratios. The Portfolio may sell securities for a variety of reasons, such as to secure gains, limit losses, or reposition assets into more promising opportunities.

Principal Risks

The Portfolio is subject to the following principal investment risks, which you should review carefully and in entirety. The Portfolio may not achieve its investment objective and you could lose money by investing in the Portfolio.

Large Cap Risk. Large-sized companies may be unable to respond quickly to new competitive challenges such as changes in technology. They may also not be able to attain the high growth rate of successful smaller companies, especially during extended periods of economic expansion.

Value Investing Risk. Value style investing includes the risk that stocks of undervalued companies may not rise as quickly as anticipated if the market doesn't recognize their intrinsic value or if value stocks are out of favor.

Equity Security Risk. Equity securities held by the Portfolio may decline significantly in price, sometimes

rapidly or unpredictably, over short or extended periods of time, and such declines may occur because of declines in the equity market as a whole, or because of declines in only a particular country, company, industry, or sector of the market. From time to time, the Portfolio may invest a significant portion of its assets in companies in one or more related sectors or industries which would make the Portfolio more vulnerable to adverse developments affecting such sectors or industries. Equity securities are generally more volatile than most debt securities.

Market Risk. Over time, securities markets generally tend to move in cycles with periods when security prices rise and periods when security prices decline. The value of the Portfolio's investments may move with these cycles and, in some instances, increase or decrease more than the applicable market(s) as measured by the Portfolio's benchmark index(es). The securities markets may also decline because of factors that affect a particular industry or due to impacts from the spread of infectious illness, public health threats or similar issues.

Issuer Risk. Issuer risk is the possibility that factors specific to an issuer to which the Portfolio is exposed will affect the market prices of the issuer's securities and therefore the value of the Portfolio.

Investment Adviser Risk. The Portfolio is actively managed and the success of its investment strategy depends significantly on the skills of the Adviser in assessing the potential of the investments in which the Portfolio invests. This assessment of investments may prove incorrect, resulting in losses or poor performance, even in rising markets. There is also no guarantee that the Adviser will be able to effectively implement the Portfolio's investment objective.

Foreign Securities Risk. Foreign securities generally carry more risk and are more volatile than their domestic counterparts, in part because of potential for higher political and economic risks, lack of reliable information and fluctuations in currency exchange rates where investments are denominated in currencies other than the U.S. dollar. Certain events in foreign markets may adversely affect foreign and domestic issuers, including interruptions in the global supply chain, natural disasters and outbreak of infectious diseases. The Portfolio's investment in any country could be subject to governmental actions such as capital or currency controls, nationalizing a company or industry, expropriating assets, or imposing punitive taxes that would have an adverse effect on security prices, and impair the Portfolio's ability to repatriate capital or income. Foreign securities may also be more difficult to resell than comparable U.S. securities because the markets for foreign securities are often less liquid. Even when a foreign security increases in price in its local currency, the appreciation may be diluted by adverse changes in exchange rates when the security's value is converted to U.S. dollars. Foreign withholding taxes also may apply and errors and delays may occur in the settlement process for foreign securities.

Health Crisis Risk. The global pandemic outbreak of the novel coronavirus known as COVID-19 has resulted in substantial market volatility and global business disruption. The duration and full effects of the outbreak are uncertain and may result in trading suspensions and market closures, limit liquidity and the ability of the Portfolio to process shareholder redemptions, and negatively impact Portfolio performance. The COVID-19 outbreak and future pandemics could affect the global economy in ways that cannot be foreseen and may exacerbate other types of risks, negatively impacting the value of the Portfolio.

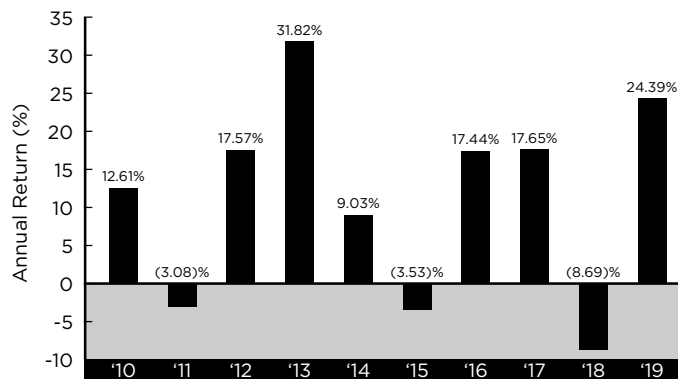
Performance

The following bar chart and table provide an indication of the risks of investing in the Portfolio by showing changes in the Portfolio's performance from year to year and by showing how the Portfolio's average annual returns for one-, five- and ten-year periods compared to broad-based securities market indices. The index descriptions appear in the "Index Descriptions" section of the prospectus. The Portfolio now compares its returns to the Russell 1000 Value Index because it is commonly used by funds with the same investment objective and principal strategies as the Portfolio. Call 800-847-4836 or visit Thrivent.com for performance results current to the most recent month-end.

The bar chart and table include the effects of Portfolio expenses, but not charges or deductions against your variable contract, and assume that you sold your investment at the end of the period. Because shares of the Portfolio are offered through variable life insurance and variable annuity contracts, you should carefully review the variable contract prospectus for information on applicable charges and expenses. If the charges and deductions against your variable contract were included, returns would be lower than those shown.

How a Portfolio has performed in the past is not necessarily an indication of how it will perform in the future. Performance information provides some indication of the risks of investing in the Portfolio by showing changes in the Portfolio's performance over time.

YEAR-BY-YEAR TOTAL RETURN



Best Quarter:	Q4 '11	+13.73%
Worst Quarter:	Q3 '11	(18.20)%

AVERAGE ANNUAL TOTAL RETURNS
(PERIODS ENDING DECEMBER 31, 2019)

	1 Year	5 Years	10 Years
Thrivent Large Cap Value Portfolio	24.39%	8.64%	10.81%
Russell 1000 Value Index (reflects no deduction for fees, expenses or taxes)	26.54%	8.29%	11.80%
S&P 500® Value Index (reflects no deduction for fees, expenses or taxes)	31.93%	9.52%	12.16%

Management

Investment Adviser(s)

The Portfolio is managed by Thrivent Financial for Lutherans (“Thrivent Financial” or the “Adviser”).

Portfolio Manager(s)

Kurt J. Lauber, CFA is primarily responsible for the day-to-day management of the Portfolio. Mr. Lauber has served as portfolio manager of the Portfolio since April 2013. Mr. Lauber has been with Thrivent Financial since 2004 and previously served as an associate portfolio manager.

Purchase and Sale of Shares

Shares of each series of Thrivent Series Fund, Inc. (the “Fund”) may be sold, without any minimum initial or subsequent investment requirements, only to:

- Separate accounts of Thrivent Financial;
- Separate accounts of other insurance companies not affiliated with Thrivent Financial; and
- Other Portfolios of the Fund.

Tax Information

For information about certain tax-related aspects of investing in the Portfolio through a variable contract, please see the variable product prospectus.

Payments to Broker-Dealers and Other Financial Intermediaries

If you purchase the Portfolio through a broker-dealer or other financial intermediary (such as an insurance company), the Portfolio and its related companies may pay the intermediary for the sale of Portfolio shares and related services. These payments may create a conflict of interest by influencing the broker-dealer or other intermediary and your salesperson to recommend the Portfolio over another investment. Ask your salesperson or visit your financial intermediary’s website for more information.

APRIL 30, 2020

THRIVENT LIMITED MATURITY BOND PORTFOLIO

SUMMARY PROSPECTUS

This Summary Prospectus is designed to provide investors with key information about the Portfolio in a clear and concise format. Before you invest, you may want to review the Portfolio's complete prospectus, which contains more information about the Portfolio and its risks.

- **If you purchased shares of Thrivent Variable Portfolios through Thrivent Financial:**
You can find the Portfolio's prospectus, reports to shareholders, and other information about the Portfolio online at ThriventPortfolios.com. You can also get this information at no cost by calling 800-847-4839 or by sending an email request to mail@thrivent.com
- **If you purchased shares of Thrivent Variable Portfolios from a firm other than Thrivent Financial:**
You can find the Portfolio's prospectus, reports to shareholders, and other information about the Portfolio online at ThriventPortfolios.com. You can also get this information by calling or emailing your financial advisor.

The Portfolio's prospectus and statement of additional information, both dated April 30, 2020, are incorporated by reference into this Summary Prospectus and may be obtained, free of charge, at the website, phone number or email address noted above.

Shares of the Portfolio are sold only to insurance company separate accounts or to other investment companies funded by insurance company separate accounts. This Summary Prospectus is not intended for use by other investors.

Beginning on January 1, 2021, as permitted by regulations adopted by the U.S. Securities and Exchange Commission, paper copies of the Portfolios' annual and semi-annual shareholder reports will no longer be sent by mail, unless you specifically request paper copies of the reports. Instead, the reports will be made available on the Portfolios' website (ThriventPortfolios.com), and you will be notified by mail each time a report is posted and provided with a website address to access the report.

If you already elected to receive shareholder reports electronically, you will not be affected by this change and you do not need to take any action. You may elect to receive shareholder reports and other communications by enrolling at Thrivent.com/gopaperless.

You may elect to receive all future shareholder reports in paper free of charge. You can call 800-847-4836 to let us know you wish to continue receiving paper copies of your shareholder reports. Your election to receive shareholder reports in paper will apply to all Portfolios held in your insurance company separate account.

Thrivent Limited Maturity Bond Portfolio

Investment Objective

Thrivent Limited Maturity Bond Portfolio (the "Portfolio") seeks a high level of current income consistent with stability of principal.

Fees and Expenses

This table describes the fees and expenses that you may pay if you buy and hold shares of the Portfolio. If you own a variable annuity contract or variable life insurance contract, you will have additional expenses including mortality and expense risk charges. Please refer to the prospectus for your variable contract for additional information about charges for those contracts.

SHAREHOLDER FEES (fees paid directly from your investment)	
Maximum Sales Charge (load) Imposed On Purchases (as a % of offering price)	N/A
Maximum Deferred Sales Charge (load) (as a percentage of the lower of the original purchase price or current net asset value)	N/A
ANNUAL PORTFOLIO OPERATING EXPENSES (expenses that you pay each year as a percentage of the value of your investment)	
Management Fees	0.40%
Other Expenses	0.04%
Total Annual Portfolio Operating Expenses	0.44%

EXAMPLE This example is intended to help you compare the cost of investing in the Portfolio with the cost of investing in other mutual funds. The Portfolio is an investment option for variable contracts, and the example does not include charges imposed by variable contracts. If variable contract charges were imposed, your expenses would be higher than those shown. The example assumes that you invest \$10,000 in the Portfolio for the time periods indicated and then redeem all of your shares at the end of those periods. The example also assumes that your investment has a 5% return each year, and that the Portfolio's operating expenses remain the same. Although your actual cost may be higher or lower, based on the foregoing assumptions, your cost would be:

	1 Year	3 Years	5 Years	10 Years
Thrivent Limited Maturity Bond Portfolio	\$45	\$141	\$246	\$555

Portfolio Turnover

The Portfolio pays transaction costs, such as commissions, when it buys and sells securities (or "turns

over" its portfolio). A higher portfolio turnover rate may indicate higher transaction costs and may result in higher taxes when Portfolio shares are held in a taxable account. These costs, which are not reflected in annual fund operating expenses or in the example, affect the Portfolio's performance. During the most recent fiscal year, the Portfolio's portfolio turnover rate was 101% of the average value of its portfolio.

Principal Strategies

The principal strategies of the Portfolio are to invest in investment-grade corporate bonds, government bonds, municipal bonds, mortgage-backed securities (including commercially backed ones), asset-backed securities, and collateralized debt obligations (including collateralized loan obligations). Asset-backed securities are securities backed by notes or receivables originated by banks, credit card companies, or other providers of credit; collateralized debt obligations are types of asset-backed securities. Under normal market conditions, the Portfolio invests at least 80% of its net assets (plus the amount of any borrowing for investment purposes) in debt securities or preferred stock in at least the "Baa" major rating category by Moody's or at least in the "BBB" major rating category by S&P or unrated securities considered to be of comparable quality by the Portfolio's Adviser, with the dollar-weighted average effective maturity for the Portfolio expected to be between one and five years. Should the Adviser change the investments used for purposes of this 80% threshold, you will be notified at least 60 days prior to the change.

The Portfolio may also invest in high yield, high risk bonds, notes, debentures and other debt obligations or preferred stock commonly known as "junk bonds." At the time of purchase, these securities are rated within or below the "BB" major rating category by S&P or the "Ba" major rating category by Moody's or are unrated but considered to be of comparable quality by the Adviser.

The Adviser uses fundamental, quantitative, and technical investment research techniques to determine what debt obligations to buy and sell. Fundamental techniques assess a security's value based on an issuer's financial profile, management, and business prospects while quantitative and technical techniques involve a more data-oriented analysis of financial information, market trends and price movements. The Adviser focuses on companies that it believes are financially sound and have strong cash flow, asset values and interest or dividend earnings, and may invest in U.S. dollar-denominated debt of foreign companies.

The Portfolio utilizes derivatives primarily in the form of U.S. Treasury futures contracts in order to manage the Portfolio's duration, or interest rate risk. The Portfolio

may enter into derivatives contracts traded on exchanges or in the over the counter market.

Principal Risks

The Portfolio is subject to the following principal investment risks, which you should review carefully and in entirety. The Portfolio may not achieve its investment objective and you could lose money by investing in the Portfolio.

Government Securities Risk. The Portfolio invests in securities issued or guaranteed by the U.S. government or its agencies and instrumentalities (such as Federal Home Loan Bank, Ginnie Mae, Fannie Mae or Freddie Mac securities). Securities issued or guaranteed by Federal Home Loan Banks, Ginnie Mae, Fannie Mae or Freddie Mac are not issued directly by the U.S. government. Ginnie Mae is a wholly owned U.S. corporation that is authorized to guarantee, with the full faith and credit of the U.S. government, the timely payment of principal and interest of its securities. By contrast, securities issued or guaranteed by U.S. government-related organizations such as Federal Home Loan Banks, Fannie Mae and Freddie Mac are not backed by the full faith and credit of the U.S. government. No assurance can be given that the U.S. government would provide financial support to its agencies and instrumentalities if not required to do so by law. In addition, the value of U.S. government securities may be affected by changes in the credit rating of the U.S. government.

Mortgage-Backed and Other Asset-Backed Securities Risk. The value of mortgage-backed and asset-backed securities will be influenced by the factors affecting the housing market and the assets underlying such securities. As a result, during periods of declining asset value, difficult or frozen credit markets, swings in interest rates, or deteriorating economic conditions, mortgage-related and asset-backed securities may decline in value, face valuation difficulties, become more volatile and/or become illiquid. In addition, both mortgage-backed and asset-backed securities are sensitive to changes in the repayment patterns of the underlying security. If the principal payment on the underlying asset is repaid faster or slower than the holder of the asset-backed or mortgage-backed security anticipates, the price of the security may fall, particularly if the holder must reinvest the repaid principal at lower rates or must continue to hold the security when interest rates rise. This effect may cause the value of the Portfolio to decline and reduce the overall return of the Portfolio.

Collateralized Debt Obligations Risk. The risks of an investment in a collateralized debt obligation ("CDO") depend largely on the quality and type of the collateral and the tranche of the CDO in which the Portfolio invests. In addition to the typical risks associated with fixed income securities and asset-backed securities, CDOs carry additional risks including, but

not limited to: (i) the possibility that distributions from collateral securities will not be adequate to make interest or other payments; (ii) the risk that the collateral may default, decline in value, and/or be downgraded; (iii) the Portfolio may invest in tranches of CDOs that are subordinate to other tranches; (iv) the structure and complexity of the transaction and the legal documents could lead to disputes among investors regarding the characterization of proceeds; (v) the investment return achieved by the Portfolio could be significantly different than those predicted by financial models; (vi) the lack of a readily available secondary market for CDOs; (vii) risk of forced "fire sale" liquidation due to technical defaults such as coverage test failures; and (viii) the CDO's manager may perform poorly.

Interest Rate Risk. Interest rate risk is the risk that prices of debt securities decline in value when interest rates rise for debt securities that pay a fixed rate of interest. Debt securities with longer durations (a measure of price sensitivity of a bond or bond fund to changes in interest rates) or maturities (i.e., the amount of time until a bond's issuer must pay its principal or face value) tend to be more sensitive to changes in interest rates than debt securities with shorter durations or maturities. Changes by the Federal Reserve to monetary policies could affect interest rates and the value of some securities. In addition, the phase out of LIBOR (the offered rate for short-term Eurodollar deposits between major international banks) by the end of 2021 could lead to increased volatility and illiquidity in certain markets that currently rely on LIBOR to determine interest rates.

Credit Risk. Credit risk is the risk that an issuer of a debt security to which the Portfolio is exposed may no longer be able or willing to pay its debt. As a result of such an event, the debt security may decline in price and affect the value of the Portfolio.

Market Risk. Over time, securities markets generally tend to move in cycles with periods when security prices rise and periods when security prices decline. The value of the Portfolio's investments may move with these cycles and, in some instances, increase or decrease more than the applicable market(s) as measured by the Portfolio's benchmark index(es). The securities markets may also decline because of factors that affect a particular industry or due to impacts from the spread of infectious illness, public health threats or similar issues.

Futures Contract Risk. The value of a futures contract tends to increase and decrease in tandem with the value of the underlying instrument. The price of futures can be highly volatile; using them could lower total return, and the potential loss from futures can exceed the Portfolio's initial investment in such contracts. In addition, the value of the futures contract may not accurately track the value of the underlying instrument.

High Yield Risk. High yield securities – commonly known as “junk bonds” – to which the Portfolio is exposed are considered predominantly speculative with respect to the issuer’s continuing ability to make principal and interest payments. If the issuer of the security is in default with respect to interest or principal payments, the value of the Portfolio may be negatively affected. High yield securities generally have a less liquid resale market.

Issuer Risk. Issuer risk is the possibility that factors specific to an issuer to which the Portfolio is exposed will affect the market prices of the issuer’s securities and therefore the value of the Portfolio.

Investment Adviser Risk. The Portfolio is actively managed and the success of its investment strategy depends significantly on the skills of the Adviser in assessing the potential of the investments in which the Portfolio invests. This assessment of investments may prove incorrect, resulting in losses or poor performance, even in rising markets. There is also no guarantee that the Adviser will be able to effectively implement the Portfolio’s investment objective.

Liquidity Risk. Liquidity is the ability to sell a security relatively quickly for a price that most closely reflects the actual value of the security. Dealer inventories of bonds are at or near historic lows in relation to market size, which has the potential to decrease liquidity and increase price volatility in the fixed income markets, particularly during periods of economic or market stress. As a result of this decreased liquidity, the Portfolio may have to accept a lower price to sell a security, sell other securities to raise cash, or give up an investment opportunity, any of which could have a negative effect on performance.

Health Crisis Risk. The global pandemic outbreak of the novel coronavirus known as COVID-19 has resulted in substantial market volatility and global business disruption. The duration and full effects of the outbreak are uncertain and may result in trading suspensions and market closures, limit liquidity and the ability of the Portfolio to process shareholder redemptions, and negatively impact Portfolio performance. The COVID-19 outbreak and future pandemics could affect the global economy in ways that cannot be foreseen and may exacerbate other types of risks, negatively impacting the value of the Portfolio.

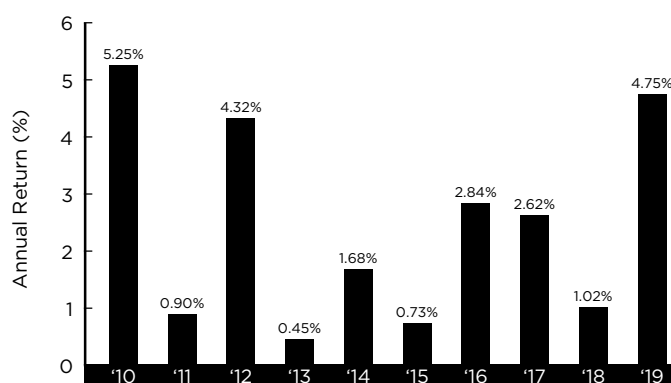
Performance

The following bar chart and table provide an indication of the risks of investing in the Portfolio by showing changes in the Portfolio’s performance from year to year and by showing how the Portfolio’s average annual returns for one-, five- and ten-year periods compared to a broad-based securities market index. The index description appears in the “Index Descriptions” section of the prospectus. Call 800-847-4836 or visit

Thrivent.com for performance results current to the most recent month-end.

The bar chart and table include the effects of Portfolio expenses, but not charges or deductions against your variable contract, and assume that you sold your investment at the end of the period. Because shares of the Portfolio are offered through variable life insurance and variable annuity contracts, you should carefully review the variable contract prospectus for information on applicable charges and expenses. If the charges and deductions against your variable contract were included, returns would be lower than those shown.

How a Portfolio has performed in the past is not necessarily an indication of how it will perform in the future. Performance information provides some indication of the risks of investing in the Portfolio by showing changes in the Portfolio’s performance over time.



Best Quarter:	Q3 '10	+2.03%
Worst Quarter:	Q2 '13	(0.80)%

AVERAGE ANNUAL TOTAL RETURNS (PERIODS ENDING DECEMBER 31, 2019)			
	1 Year	5 Years	10 Years
Thrivent Limited Maturity Bond Portfolio	4.75%	2.38%	2.44%
Bloomberg Barclays Government/Credit 1-3 Year Bond Index (reflects no deduction for fees, expenses or taxes)	4.03%	1.67%	1.54%

Management

Investment Adviser(s)

The Portfolio is managed by Thrivent Financial for Lutherans (“Thrivent Financial” or the “Adviser”).

Portfolio Manager(s)

Michael G. Landreville, CFA, CPA (inactive), Gregory R. Anderson, CFA, and Cortney L. Swensen, CFA are jointly and primarily responsible for the day-to-day management of the Portfolio. Mr. Landreville has served as a portfolio manager of the

Portfolio since November 2001, Mr. Anderson has served as a portfolio manager of the Portfolio since February 2005, and Ms. Swensen has served as a portfolio manager of the Portfolio since April 2020. Mr. Landreville has been with Thrivent Financial since 1983 and has served as a portfolio manager since 1998. Mr. Anderson is Vice President, Fixed Income General Accounts. He has been with Thrivent Financial since 1997 and has served as a portfolio manager since 2000. Ms. Swensen has been with Thrivent Financial since 2011 and is currently a Senior Portfolio Manager.

Purchase and Sale of Shares

Shares of each series of Thrivent Series Fund, Inc. (the "Fund") may be sold, without any minimum initial or subsequent investment requirements, only to:

- Separate accounts of Thrivent Financial;
- Separate accounts of other insurance companies not affiliated with Thrivent Financial; and
- Other Portfolios of the Fund.

Tax Information

For information about certain tax-related aspects of investing in the Portfolio through a variable contract, please see the variable product prospectus.

Payments to Broker-Dealers and Other Financial Intermediaries

If you purchase the Portfolio through a broker-dealer or other financial intermediary (such as an insurance company), the Portfolio and its related companies may pay the intermediary for the sale of Portfolio shares and related services. These payments may create a conflict of interest by influencing the broker-dealer or other intermediary and your salesperson to recommend the Portfolio over another investment. Ask your salesperson or visit your financial intermediary's website for more information.

APRIL 30, 2020

THRIVENT LOW VOLATILITY EQUITY PORTFOLIO

SUMMARY PROSPECTUS

This Summary Prospectus is designed to provide investors with key information about the Portfolio in a clear and concise format. Before you invest, you may want to review the Portfolio's complete prospectus, which contains more information about the Portfolio and its risks.

- **If you purchased shares of Thrivent Variable Portfolios through Thrivent Financial:**
You can find the Portfolio's prospectus, reports to shareholders, and other information about the Portfolio online at ThriventPortfolios.com. You can also get this information at no cost by calling 800-847-4839 or by sending an email request to mail@thrivent.com
- **If you purchased shares of Thrivent Variable Portfolios from a firm other than Thrivent Financial:**
You can find the Portfolio's prospectus, reports to shareholders, and other information about the Portfolio online at ThriventPortfolios.com. You can also get this information by calling or emailing your financial advisor.

The Portfolio's prospectus and statement of additional information, both dated April 30, 2020, are incorporated by reference into this Summary Prospectus and may be obtained, free of charge, at the website, phone number or email address noted above.

Shares of the Portfolio are sold only to insurance company separate accounts or to other investment companies funded by insurance company separate accounts. This Summary Prospectus is not intended for use by other investors.

Beginning on January 1, 2021, as permitted by regulations adopted by the U.S. Securities and Exchange Commission, paper copies of the Portfolios' annual and semi-annual shareholder reports will no longer be sent by mail, unless you specifically request paper copies of the reports. Instead, the reports will be made available on the Portfolios' website (ThriventPortfolios.com), and you will be notified by mail each time a report is posted and provided with a website address to access the report.

If you already elected to receive shareholder reports electronically, you will not be affected by this change and you do not need to take any action. You may elect to receive shareholder reports and other communications by enrolling at Thrivent.com/gopaperless.

You may elect to receive all future shareholder reports in paper free of charge. You can call 800-847-4836 to let us know you wish to continue receiving paper copies of your shareholder reports. Your election to receive shareholder reports in paper will apply to all Portfolios held in your insurance company separate account.

Thrivent Low Volatility Equity Portfolio

Investment Objective

Thrivent Low Volatility Equity Portfolio (the "Portfolio") seeks long-term capital appreciation with lower volatility relative to the global equity markets. The Portfolio's investment objective may be changed without shareholder approval.

Fees and Expenses

This table describes the fees and expenses that you may pay if you buy and hold shares of the Portfolio. If you own a variable annuity contract or variable life insurance contract, you will have additional expenses including mortality and expense risk charges. Please refer to the prospectus for your variable contract for additional information about charges for those contracts.

SHAREHOLDER FEES (fees paid directly from your investment)	
Maximum Sales Charge (load) Imposed On Purchases (as a % of offering price)	N/A
Maximum Deferred Sales Charge (load) (as a percentage of the lower of the original purchase price or current net asset value)	N/A
ANNUAL PORTFOLIO OPERATING EXPENSES (expenses that you pay each year as a percentage of the value of your investment)	
Management Fees	0.60%
Other Expenses	0.56%
Total Annual Portfolio Operating Expenses	1.16%
Less Fee Waivers and/or Expense Reimbursements ¹	0.36%
Total Annual Portfolio Operating Expenses After Fee Waivers and/or Expense Reimbursements	0.80%

¹ The Adviser has contractually agreed, through at least April 30, 2021, to waive a portion of the management fees associated with the shares of the Thrivent Low Volatility Equity Portfolio in order to limit the Total Annual Portfolio Operating Expenses After Fee Waivers and/or Expense Reimbursements to an annual rate of 0.80% of the average daily net assets of the shares. This contractual provision, however, may be terminated before the indicated termination date upon the mutual agreement between the Independent Directors of the Portfolio and the Adviser.

EXAMPLE This example is intended to help you compare the cost of investing in the Portfolio with the cost of investing in other mutual funds. The Portfolio is an investment option for variable contracts, and the example does not include charges imposed by variable contracts. If variable contract charges were imposed, your expenses would be higher than those shown. The example assumes that you invest \$10,000 in the Portfolio for the time periods indicated and then redeem all of your shares at the end of those periods. In

addition, the example for the 1 Year period reflects the effect of the contractual fee waiver and/or expense reimbursement. The example also assumes that your investment has a 5% return each year, and that the Portfolio's operating expenses remain the same. Although your actual cost may be higher or lower, based on the foregoing assumptions, your cost would be:

	1 Year	3 Years	5 Years	10 Years
Thrivent Low Volatility Equity Portfolio	\$82	\$333	\$604	\$1,377

Portfolio Turnover

The Portfolio pays transaction costs, such as commissions, when it buys and sells securities (or "turns over" its portfolio). A higher portfolio turnover rate may indicate higher transaction costs and may result in higher taxes when Portfolio shares are held in a taxable account. These costs, which are not reflected in annual fund operating expenses or in the example, affect the Portfolio's performance. During the most recent fiscal year, the Portfolio's portfolio turnover rate was 53% of the average value of its portfolio.

Principal Strategies

Under normal circumstances, the Portfolio invests at least 80% of its net assets (plus the amount of any borrowing for investment purposes) in equity securities. The Portfolio's investments are diversified globally. The Portfolio may invest in securities denominated in U.S. dollars and the currencies of the foreign countries in which it may invest. The Portfolio typically has full currency exposure to those markets in which it invests. The Portfolio may buy or sell equity index futures for investment exposure or hedging purposes. The Portfolio may invest in securities of any market capitalization, including small- and mid-cap securities.

In seeking to achieve the Portfolio's investment objective, the Adviser employs investment management techniques to identify securities that exhibit low volatility returns. Volatility refers to the variation in security and market prices over time. Over a full market cycle, the Portfolio seeks to produce returns similar to the MSCI World Minimum Volatility Index – USD Net Returns. It is expected that the Portfolio will generally underperform the global equity markets during periods of strong market performance.

In buying and selling securities for the Portfolio, the Adviser uses an active strategy. This strategy consists of a disciplined approach that involves computer-aided, quantitative analysis of fundamental, technical and risk-related factors. The Adviser's factor model (a

method of analyzing and combining multiple data sources) systematically reviews thousands of stocks, using data such as historical earnings growth and expected future growth, valuation, price momentum, and other quantitative factors to forecast return potential. Then, risk characteristics of potential investments and covariation among securities are analyzed along with the return forecasts in determining the Portfolio's holdings to produce a portfolio with reduced volatility.

Principal Risks

The Portfolio is subject to the following principal investment risks, which you should review carefully and in entirety. The Portfolio may not achieve its investment objective and you could lose money by investing in the Portfolio.

Equity Security Risk. Equity securities held by the Portfolio may decline significantly in price, sometimes rapidly or unpredictably, over short or extended periods of time, and such declines may occur because of declines in the equity market as a whole, or because of declines in only a particular country, company, industry, or sector of the market. From time to time, the Portfolio may invest a significant portion of its assets in companies in one or more related sectors or industries which would make the Portfolio more vulnerable to adverse developments affecting such sectors or industries. Equity securities are generally more volatile than most debt securities.

Large Cap Risk. Large-sized companies may be unable to respond quickly to new competitive challenges such as changes in technology. They may also not be able to attain the high growth rate of successful smaller companies, especially during extended periods of economic expansion.

Quantitative Investing Risk. Quantitative Investing Risk is the risk that securities selected according to a quantitative analysis methodology can perform differently from the market as a whole based on the model and the factors used in the analysis, the weight placed on each factor and changes in the factor's historical trends. Such models are based on assumptions of these and other market factors, and the models may not take into account certain factors, or perform as intended, and may result in a decline in the value of the Portfolio's portfolio.

Foreign Securities Risk. Foreign securities generally carry more risk and are more volatile than their domestic counterparts, in part because of potential for higher political and economic risks, lack of reliable information and fluctuations in currency exchange rates where investments are denominated in currencies other than the U.S. dollar. Certain events in foreign markets may adversely affect foreign and domestic issuers, including interruptions in the global supply chain,

natural disasters and outbreak of infectious diseases. The Portfolio's investment in any country could be subject to governmental actions such as capital or currency controls, nationalizing a company or industry, expropriating assets, or imposing punitive taxes that would have an adverse effect on security prices, and impair the Portfolio's ability to repatriate capital or income. Foreign securities may also be more difficult to resell than comparable U.S. securities because the markets for foreign securities are often less liquid. Even when a foreign security increases in price in its local currency, the appreciation may be diluted by adverse changes in exchange rates when the security's value is converted to U.S. dollars. Foreign withholding taxes also may apply and errors and delays may occur in the settlement process for foreign securities.

Market Risk. Over time, securities markets generally tend to move in cycles with periods when security prices rise and periods when security prices decline. The value of the Portfolio's investments may move with these cycles and, in some instances, increase or decrease more than the applicable market(s) as measured by the Portfolio's benchmark index(es). The securities markets may also decline because of factors that affect a particular industry or due to impacts from the spread of infectious illness, public health threats or similar issues.

Mid Cap Risk. Medium-sized companies often have greater price volatility, lower trading volume, and less liquidity than larger, more-established companies. These companies tend to have smaller revenues, narrower product lines, less management depth and experience, smaller shares of their product or service markets, fewer financial resources, and less competitive strength than larger companies.

Foreign Currency Risk. The value of a foreign currency may decline against the U.S. dollar, which would reduce the dollar value of securities denominated in that currency. The overall impact of such a decline of foreign currency can be significant, unpredictable, and long lasting, depending on the currencies represented, how each one appreciates or depreciates in relation to the U.S. dollar, and whether currency positions are hedged. Under normal conditions, the Portfolio does not engage in extensive foreign currency hedging programs. Further, exchange rate movements are volatile, and it is not possible to effectively hedge the currency risks of many developing countries.

Futures Contract Risk. The value of a futures contract tends to increase and decrease in tandem with the value of the underlying instrument. The price of futures can be highly volatile; using them could lower total return, and the potential loss from futures can exceed the Portfolio's initial investment in such contracts. In addition, the value of the futures contract may not accurately track the value of the underlying instrument.

Issuer Risk. Issuer risk is the possibility that factors specific to an issuer to which the Portfolio is exposed will affect the market prices of the issuer's securities and therefore the value of the Portfolio.

Investment Adviser Risk. The Portfolio is actively managed and the success of its investment strategy depends significantly on the skills of the Adviser in assessing the potential of the investments in which the Portfolio invests. This assessment of investments may prove incorrect, resulting in losses or poor performance, even in rising markets. There is also no guarantee that the Adviser will be able to effectively implement the Portfolio's investment objective.

Derivatives Risk. The use of derivatives (such as futures) involves additional risks and transaction costs which could leave the Portfolio in a worse position than if it had not used these instruments. The Portfolio utilizes equity futures in order to increase or decrease its exposure to various asset classes at a lower cost than trading stocks directly. The use of derivatives can lead to losses because of adverse movements in the price or value of the underlying asset, index or rate, which may be magnified by certain features of the contract. Changes in the value of the derivative may not correlate as intended with the underlying asset, rate or index, and the Portfolio could lose much more than the original amount invested. Derivatives can be highly volatile, illiquid and difficult to value. Certain derivatives may also be subject to counterparty risk, which is the risk that the other party in the transaction will not fulfill its contractual obligations due to its financial condition, market events, or other reasons.

Health Crisis Risk. The global pandemic outbreak of the novel coronavirus known as COVID-19 has resulted in substantial market volatility and global business disruption. The duration and full effects of the outbreak are uncertain and may result in trading suspensions and market closures, limit liquidity and the ability of the Portfolio to process shareholder redemptions, and negatively impact Portfolio performance. The COVID-19 outbreak and future pandemics could affect the global economy in ways that cannot be foreseen and may exacerbate other types of risks, negatively impacting the value of the Portfolio.

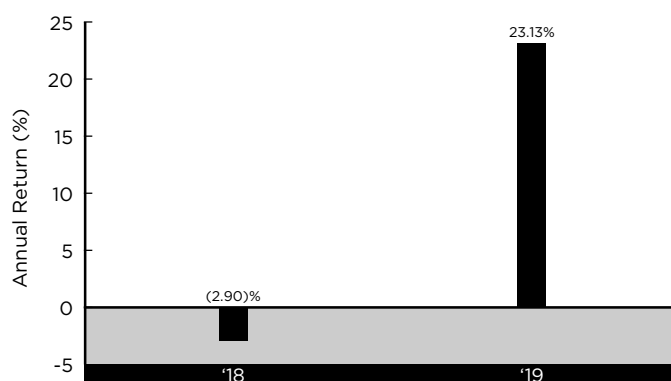
Performance

The following bar chart and table provide an indication of the risks of investing in the Portfolio by showing changes in the Portfolio's performance from year to year and by showing how the Portfolio's average annual returns for the one-year period and since inception compared to a broad-based securities market index. The index description appears in the "Index Descriptions" section of the prospectus. Call 800-847-4836 or visit Thrivent.com for performance results current to the most recent month-end.

The bar chart includes the effects of Portfolio expenses, but not charges or deductions against your variable contract, and assumes that you sold your investment at the end of the period. Because shares of the Portfolio are offered through variable life insurance and variable annuity contracts, you should carefully review the variable contract prospectus for information on applicable charges and expenses. If the charges and deductions against your variable contract were included, returns would be lower than those shown.

How a Portfolio has performed in the past is not necessarily an indication of how it will perform in the future. Performance information provides some indication of the risks of investing in the Portfolio by showing changes in the Portfolio's performance over time.

YEAR-BY-YEAR TOTAL RETURN



Best Quarter:	Q1 '19	+10.56%
Worst Quarter:	Q4 '18	(7.21)%

AVERAGE ANNUAL TOTAL RETURNS (PERIODS ENDING DECEMBER 31, 2019)		
	1 Year	Since Inception (4/28/17)
Thrivent Low Volatility Equity Portfolio	23.13%	10.82%
MSCI World Minimum Volatility Index - USD Net Returns (reflects no deduction for fees, expenses or taxes)	23.17%	11.74%

Management

Investment Adviser(s)

The Portfolio is managed by Thrivent Financial for Lutherans ("Thrivent Financial" or the "Adviser").

Portfolio Manager(s)

Noah J. Monsen, CFA and **Brian W. Bomgren, CQF** are jointly and primarily responsible for the day-to-day management of the Portfolio. Mr. Monsen and Mr. Bomgren have served as portfolio managers of the

Portfolio since April 2017 and April 2018, respectively. Mr. Monsen has been with Thrivent Financial since 2000 and has served in an investment management capacity since 2008. Mr. Bomgren has been with Thrivent Financial since 2006 and is currently a Senior Portfolio Manager.

Purchase and Sale of Shares

Shares of each series of Thrivent Series Fund, Inc. (the “Fund”) may be sold, without any minimum initial or subsequent investment requirements, only to:

- Separate accounts of Thrivent Financial;
- Separate accounts of other insurance companies not affiliated with Thrivent Financial; and
- Other Portfolios of the Fund.

Tax Information

For information about certain tax-related aspects of investing in the Portfolio through a variable contract, please see the variable product prospectus.

Payments to Broker-Dealers and Other Financial Intermediaries

If you purchase the Portfolio through a broker-dealer or other financial intermediary (such as an insurance company), the Portfolio and its related companies may pay the intermediary for the sale of Portfolio shares and related services. These payments may create a conflict of interest by influencing the broker-dealer or other intermediary and your salesperson to recommend the Portfolio over another investment. Ask your salesperson or visit your financial intermediary’s website for more information.

APRIL 30, 2020

THRIVENT MID CAP GROWTH PORTFOLIO SUMMARY PROSPECTUS

This Summary Prospectus is designed to provide investors with key information about the Portfolio in a clear and concise format. Before you invest, you may want to review the Portfolio's complete prospectus, which contains more information about the Portfolio and its risks.

- **If you purchased shares of Thrivent Variable Portfolios through Thrivent Financial:**
You can find the Portfolio's prospectus, reports to shareholders, and other information about the Portfolio online at ThriventPortfolios.com. You can also get this information at no cost by calling 800-847-4839 or by sending an email request to mail@thrivent.com
- **If you purchased shares of Thrivent Variable Portfolios from a firm other than Thrivent Financial:**
You can find the Portfolio's prospectus, reports to shareholders, and other information about the Portfolio online at ThriventPortfolios.com. You can also get this information by calling or emailing your financial advisor.

The Portfolio's prospectus and statement of additional information, both dated April 30, 2020, are incorporated by reference into this Summary Prospectus and may be obtained, free of charge, at the website, phone number or email address noted above.

Shares of the Portfolio are sold only to insurance company separate accounts or to other investment companies funded by insurance company separate accounts. This Summary Prospectus is not intended for use by other investors.

Beginning on January 1, 2021, as permitted by regulations adopted by the U.S. Securities and Exchange Commission, paper copies of the Portfolios' annual and semi-annual shareholder reports will no longer be sent by mail, unless you specifically request paper copies of the reports. Instead, the reports will be made available on the Portfolios' website (ThriventPortfolios.com), and you will be notified by mail each time a report is posted and provided with a website address to access the report.

If you already elected to receive shareholder reports electronically, you will not be affected by this change and you do not need to take any action. You may elect to receive shareholder reports and other communications by enrolling at Thrivent.com/gopaperless.

You may elect to receive all future shareholder reports in paper free of charge. You can call 800-847-4836 to let us know you wish to continue receiving paper copies of your shareholder reports. Your election to receive shareholder reports in paper will apply to all Portfolios held in your insurance company separate account.

Thrivent Mid Cap Growth Portfolio

Investment Objective

Thrivent Mid Cap Growth Portfolio (the "Portfolio") seeks long-term capital growth. The Portfolio's investment objective may be changed without shareholder approval.

Fees and Expenses

This table describes the fees and expenses that you may pay if you buy and hold shares of the Portfolio. If you own a variable annuity contract or variable life insurance contract, you will have additional expenses including mortality and expense risk charges. Please refer to the prospectus for your variable contract for additional information about charges for those contracts.

SHAREHOLDER FEES (fees paid directly from your investment)	
Maximum Sales Charge (load) Imposed On Purchases (as a % of offering price)	N/A
Maximum Deferred Sales Charge (load) (as a percentage of the lower of the original purchase price or current net asset value)	N/A
ANNUAL PORTFOLIO OPERATING EXPENSES (expenses that you pay each year as a percentage of the value of your investment)	
Management Fees	0.75%
Other Expenses ¹	3.15%
Total Annual Portfolio Operating Expenses	3.90%
Less Fee Waivers and/or Expense Reimbursements ²	3.05%
Total Annual Portfolio Operating Expenses After Fee Waivers and/or Expense Reimbursements	0.85%

¹ These expenses are based on estimated amounts for the current fiscal year.

² The Adviser has contractually agreed, through at least April 30, 2021, to waive certain fees and/or reimburse certain expenses associated with the shares of the Thrivent Mid Cap Growth Portfolio in order to limit the Total Annual Portfolio Operating Expenses After Fee Waivers and/or Expense Reimbursements to an annual rate of 0.85% of the average daily net assets of the shares. This contractual provision, however, may be terminated before the indicated termination date upon the mutual agreement between the Independent Directors of the Portfolio and the Adviser.

EXAMPLE This example is intended to help you compare the cost of investing in the Portfolio with the cost of investing in other mutual funds. The Portfolio is an investment option for variable contracts, and the example does not include charges imposed by variable contracts. If variable contract charges were imposed, your expenses would be higher than those shown. The example assumes that you invest \$10,000 in the Portfolio for the time periods indicated and then redeem all of your shares at the end of those periods. In

addition, the example for the 1 Year period reflects the effect of the contractual fee waiver and/or expense reimbursement. The example also assumes that your investment has a 5% return each year, and that the Portfolio's operating expenses remain the same. Although your actual cost may be higher or lower, based on the foregoing assumptions, your cost would be:

	1 Year	3 Years
Thrivent Mid Cap Growth Portfolio	\$87	\$908

Portfolio Turnover

The Portfolio pays transaction costs, such as commissions, when it buys and sells securities (or "turns over" its portfolio). A higher portfolio turnover rate may indicate higher transaction costs and may result in higher taxes when Portfolio shares are held in a taxable account. These costs, which are not reflected in annual fund operating expenses or in the example, affect the Portfolio's performance. Because the Portfolio had not yet commenced operations prior to the date of this prospectus, the Portfolio's portfolio turnover rate for the most recent fiscal year end is not yet available.

Principal Strategies

Under normal circumstances, the Portfolio invests at least 80% of its net assets (plus the amount of any borrowing for investment purposes) in equity securities of mid-sized companies. The Adviser focuses mainly on the equity securities of mid-sized U.S. companies which have market capitalizations equivalent to those included in widely known indices such as the Russell Midcap Growth Index, S&P MidCap 400 Index, or the mid-sized company market capitalization classifications published by Lipper, Inc. These companies typically have a market capitalization of approximately \$2 billion to \$25 billion. Should the Adviser change the investments used for purposes of this 80% threshold, you will be notified at least 60 days prior to the change.

The Portfolio seeks to achieve its investment objective by investing primarily in common stocks. The Adviser uses fundamental, quantitative, and technical investment research techniques and focuses on stocks of companies that it believes have demonstrated and believes will sustain above average revenue and earnings growth over time, or which are expected to develop rapid sales and earnings growth in the future when compared to the economy and stock market as a whole. Many such companies are in the technology sector and the Portfolio may at times have a higher concentration in this industry.

The Adviser may sell securities for a variety of reasons, such as to secure gains, limit losses, or reposition assets to more promising opportunities.

Principal Risks

The Portfolio is subject to the following principal investment risks, which you should review carefully and in entirety. The Portfolio may not achieve its investment objective and you could lose money by investing in the Portfolio.

Mid Cap Risk. Medium-sized companies often have greater price volatility, lower trading volume, and less liquidity than larger, more-established companies. These companies tend to have smaller revenues, narrower product lines, less management depth and experience, smaller shares of their product or service markets, fewer financial resources, and less competitive strength than larger companies.

Growth Investing Risk. Growth style investing includes the risk of investing in securities whose prices historically have been more volatile than other securities, especially over the short term. Growth stock prices reflect projections of future earnings or revenues and, if a company's earnings or revenues fall short of expectations, its stock price may fall dramatically.

Equity Security Risk. Equity securities held by the Portfolio may decline significantly in price, sometimes rapidly or unpredictably, over short or extended periods of time, and such declines may occur because of declines in the equity market as a whole, or because of declines in only a particular country, company, industry, or sector of the market. From time to time, the Portfolio may invest a significant portion of its assets in companies in one or more related sectors or industries which would make the Portfolio more vulnerable to adverse developments affecting such sectors or industries. Equity securities are generally more volatile than most debt securities.

Market Risk. Over time, securities markets generally tend to move in cycles with periods when security prices rise and periods when security prices decline. The value of the Portfolio's investments may move with these cycles and, in some instances, increase or decrease more than the applicable market(s) as measured by the Portfolio's benchmark index(es). The securities markets may also decline because of factors that affect a particular industry or due to impacts from the spread of infectious illness, public health threats or similar issues.

Technology-Oriented Companies Risk. Common stocks of companies that rely extensively on technology, science or communications in their product development or operations may be more volatile than the overall stock market and may or may not move in tandem with the overall stock market. Technology, science and communications are rapidly changing

fields, and stocks of these companies, especially of smaller or unseasoned companies, may be subject to more abrupt or erratic market movements than the stock market in general. There are significant competitive pressures among technology-oriented companies and the products or operations of such companies may become obsolete quickly. In addition, these companies may have limited product lines, markets or financial resources and the management of such companies may be more dependent upon one or a few key people.

Issuer Risk. Issuer risk is the possibility that factors specific to an issuer to which the Portfolio is exposed will affect the market prices of the issuer's securities and therefore the value of the Portfolio.

Investment Adviser Risk. The Portfolio is actively managed and the success of its investment strategy depends significantly on the skills of the Adviser in assessing the potential of the investments in which the Portfolio invests. This assessment of investments may prove incorrect, resulting in losses or poor performance, even in rising markets. There is also no guarantee that the Adviser will be able to effectively implement the Portfolio's investment objective.

Health Crisis Risk. The global pandemic outbreak of the novel coronavirus known as COVID-19 has resulted in substantial market volatility and global business disruption. The duration and full effects of the outbreak are uncertain and may result in trading suspensions and market closures, limit liquidity and the ability of the Portfolio to process shareholder redemptions, and negatively impact Portfolio performance. The COVID-19 outbreak and future pandemics could affect the global economy in ways that cannot be foreseen and may exacerbate other types of risks, negatively impacting the value of the Portfolio.

Performance

No performance information for the Portfolio is provided because it had not commenced operations prior to the date of this prospectus and does not yet have a full calendar year of performance history. The index description appears in the "Index Descriptions" section of the prospectus. Call 800-847-4836 or visit Thrivent.com for performance results current to the most recent month-end that takes place after April 30, 2020.

How the Portfolio has performed in the past is not necessarily an indication of how it will perform in the future. Performance information provides some indication of the risks of investing in the Portfolio by showing changes in the Portfolio's performance over time.

Management

Investment Adviser(s)

The Portfolio is managed by Thrivent Financial for Lutherans (“Thrivent Financial” or the “Adviser”).

Portfolio Manager(s)

David J. Lettenberger, CFA is primarily responsible for the day-to-day management of the Portfolio. Mr. Lettenberger has served as portfolio manager of the Portfolio since April 2020. Mr. Lettenberger has been a portfolio manager at Thrivent Financial since 2013, when he joined the firm.

Purchase and Sale of Shares

Shares of each series of Thrivent Series Fund, Inc. (the “Fund”) may be sold, without any minimum initial or subsequent investment requirements, only to:

- Separate accounts of Thrivent Financial;
- Separate accounts of other insurance companies not affiliated with Thrivent Financial; and
- Other Portfolios of the Fund.

Tax Information

For information about certain tax-related aspects of investing in the Portfolio through a variable contract, please see the variable product prospectus.

Payments to Broker-Dealers and Other Financial Intermediaries

If you purchase the Portfolio through a broker-dealer or other financial intermediary (such as an insurance company), the Portfolio and its related companies may pay the intermediary for the sale of Portfolio shares and related services. These payments may create a conflict of interest by influencing the broker-dealer or other intermediary and your salesperson to recommend the Portfolio over another investment. Ask your salesperson or visit your financial intermediary’s website for more information.

APRIL 30, 2020

THRIVENT MID CAP INDEX PORTFOLIO SUMMARY PROSPECTUS

This Summary Prospectus is designed to provide investors with key information about the Portfolio in a clear and concise format. Before you invest, you may want to review the Portfolio's complete prospectus, which contains more information about the Portfolio and its risks.

- **If you purchased shares of Thrivent Variable Portfolios through Thrivent Financial:**
You can find the Portfolio's prospectus, reports to shareholders, and other information about the Portfolio online at ThriventPortfolios.com. You can also get this information at no cost by calling 800-847-4839 or by sending an email request to mail@thrivent.com
- **If you purchased shares of Thrivent Variable Portfolios from a firm other than Thrivent Financial:**
You can find the Portfolio's prospectus, reports to shareholders, and other information about the Portfolio online at ThriventPortfolios.com. You can also get this information by calling or emailing your financial advisor.

The Portfolio's prospectus and statement of additional information, both dated April 30, 2020, are incorporated by reference into this Summary Prospectus and may be obtained, free of charge, at the website, phone number or email address noted above.

Shares of the Portfolio are sold only to insurance company separate accounts or to other investment companies funded by insurance company separate accounts. This Summary Prospectus is not intended for use by other investors.

Beginning on January 1, 2021, as permitted by regulations adopted by the U.S. Securities and Exchange Commission, paper copies of the Portfolios' annual and semi-annual shareholder reports will no longer be sent by mail, unless you specifically request paper copies of the reports. Instead, the reports will be made available on the Portfolios' website (ThriventPortfolios.com), and you will be notified by mail each time a report is posted and provided with a website address to access the report.

If you already elected to receive shareholder reports electronically, you will not be affected by this change and you do not need to take any action. You may elect to receive shareholder reports and other communications by enrolling at Thrivent.com/gopaperless.

You may elect to receive all future shareholder reports in paper free of charge. You can call 800-847-4836 to let us know you wish to continue receiving paper copies of your shareholder reports. Your election to receive shareholder reports in paper will apply to all Portfolios held in your insurance company separate account.

Thrivent Mid Cap Index Portfolio

Investment Objective

Thrivent Mid Cap Index Portfolio (the "Portfolio") seeks total returns that track the performance of the S&P MidCap 400 Index.

Fees and Expenses

This table describes the fees and expenses that you may pay if you buy and hold shares of the Portfolio. If you own a variable annuity contract or variable life insurance contract, you will have additional expenses including mortality and expense risk charges. Please refer to the prospectus for your variable contract for additional information about charges for those contracts.

SHAREHOLDER FEES (fees paid directly from your investment)	
Maximum Sales Charge (load) Imposed On Purchases (as a % of offering price)	N/A
Maximum Deferred Sales Charge (load) (as a percentage of the lower of the original purchase price or current net asset value)	N/A
ANNUAL PORTFOLIO OPERATING EXPENSES (expenses that you pay each year as a percentage of the value of your investment)	
Management Fees	0.20%
Other Expenses	0.06%
Total Annual Portfolio Operating Expenses	0.26%

EXAMPLE This example is intended to help you compare the cost of investing in the Portfolio with the cost of investing in other mutual funds. The Portfolio is an investment option for variable contracts, and the example does not include charges imposed by variable contracts. If variable contract charges were imposed, your expenses would be higher than those shown. The example assumes that you invest \$10,000 in the Portfolio for the time periods indicated and then redeem all of your shares at the end of those periods. The example also assumes that your investment has a 5% return each year, and that the Portfolio's operating expenses remain the same. Although your actual cost may be higher or lower, based on the foregoing assumptions, your cost would be:

	1 Year	3 Years	5 Years	10 Years
Thrivent Mid Cap Index Portfolio	\$27	\$84	\$146	\$331

Portfolio Turnover

The Portfolio pays transaction costs, such as commissions, when it buys and sells securities (or "turns over" its portfolio). A higher portfolio turnover rate may indicate higher transaction costs and may result in higher taxes when Portfolio shares are held in a taxable account. These costs, which are not reflected in annual fund operating expenses or in the example, affect the Portfolio's performance. During the most recent fiscal year, the Portfolio's portfolio turnover rate was 17% of the average value of its portfolio.

Principal Strategies

Under normal circumstances, the Portfolio invests substantially all of its assets (more than 80% of its net assets, plus the amount of any borrowings for investment purposes) in mid-sized company stocks included in the S&P MidCap 400 Index in the proportions in which they are represented in the Index. This is a passively managed Portfolio, which means that the Adviser does not actively choose the securities that should make up the Portfolio. The S&P MidCap 400 Index is a capitalization weighted index of 400 medium capitalization stocks chosen for market size, liquidity, and industry representation. Accordingly, the Portfolio invests in stocks of medium-sized companies from a broad range of industries. The S&P MidCap 400 Index is adjusted quarterly and when changes to the index occur, the Adviser will attempt to replicate these changes within the Portfolio. However, any such changes may result in slight variations from the index. The Portfolio may buy and sell equity index futures for investment exposure. For liquidity reasons, the Portfolio may invest, to some degree, in money market instruments.

Principal Risks

The Portfolio is subject to the following principal investment risks, which you should review carefully and in entirety. The Portfolio may not achieve its investment objective and you could lose money by investing in the Portfolio.

Mid Cap Risk. Medium-sized companies often have greater price volatility, lower trading volume, and less liquidity than larger, more-established companies. These companies tend to have smaller revenues, narrower product lines, less management depth and experience, smaller shares of their product or service markets, fewer financial resources, and less competitive strength than larger companies.

Market Risk. Over time, securities markets generally tend to move in cycles with periods when security prices rise and periods when security prices decline. The

value of the Portfolio's investments may move with these cycles and, in some instances, increase or decrease more than the applicable market(s) as measured by the Portfolio's benchmark index(es). The securities markets may also decline because of factors that affect a particular industry or due to impacts from the spread of infectious illness, public health threats or similar issues.

Equity Security Risk. Equity securities held by the Portfolio may decline significantly in price, sometimes rapidly or unpredictably, over short or extended periods of time, and such declines may occur because of declines in the equity market as a whole, or because of declines in only a particular country, company, industry, or sector of the market. From time to time, the Portfolio may invest a significant portion of its assets in companies in one or more related sectors or industries which would make the Portfolio more vulnerable to adverse developments affecting such sectors or industries. Equity securities are generally more volatile than most debt securities.

Issuer Risk. Issuer risk is the possibility that factors specific to an issuer to which the Portfolio is exposed will affect the market prices of the issuer's securities and therefore the value of the Portfolio.

Futures Contract Risk. The value of a futures contract tends to increase and decrease in tandem with the value of the underlying instrument. The price of futures can be highly volatile; using them could lower total return, and the potential loss from futures can exceed the Portfolio's initial investment in such contracts. In addition, the value of the futures contract may not accurately track the value of the underlying instrument.

Indexing Strategy/Index Tracking Risk. The Portfolio is managed with an indexing investment strategy, attempting to track the performance of an unmanaged index of securities, regardless of the current or projected performance of the Index or of the actual securities comprising the Index. The structure and composition of the Index will affect the performance, volatility, and risk of the Index and, consequently, the performance, volatility, and risk of the Portfolio. While the Adviser seeks to track the performance of the Index (i.e., achieve a high degree of correlation with the Index), the Portfolio's return may not match the return of the Index. The Portfolio incurs a number of operating expenses not applicable to the Index, and incurs costs in buying and selling securities. In addition, the Portfolio may not be fully invested at times, generally as a result of cash flows into or out of the Portfolio or reserves of cash held by the Portfolio to meet redemptions. The Adviser may attempt to replicate the Index return by investing in fewer than all of the securities in the Index, or in some securities not included in the Index, potentially increasing the risk of divergence between the Portfolio's return and that of the Index.

Health Crisis Risk. The global pandemic outbreak of the novel coronavirus known as COVID-19 has resulted in substantial market volatility and global business disruption. The duration and full effects of the outbreak are uncertain and may result in trading suspensions and market closures, limit liquidity and the ability of the Portfolio to process shareholder redemptions, and negatively impact Portfolio performance. The COVID-19 outbreak and future pandemics could affect the global economy in ways that cannot be foreseen and may exacerbate other types of risks, negatively impacting the value of the Portfolio.

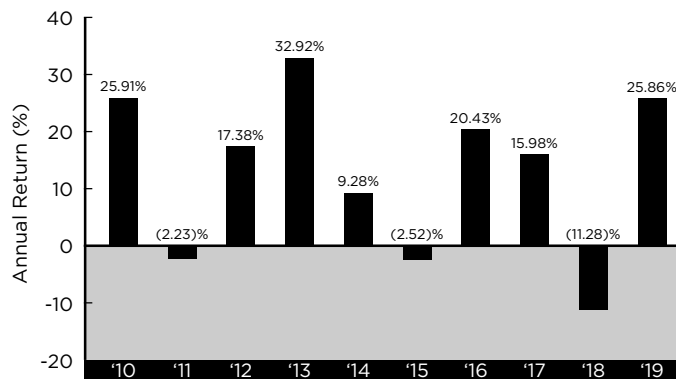
Performance

The following bar chart and table provide an indication of the risks of investing in the Portfolio by showing changes in the Portfolio's performance from year to year and by showing how the Portfolio's average annual returns for one-, five- and ten-year periods compared to a broad-based securities market index. The index description appears in the "Index Descriptions" section of the prospectus. Call 800-847-4836 or visit Thrivent.com for performance results current to the most recent month-end.

The bar chart and table include the effects of Portfolio expenses, but not charges or deductions against your variable contract, and assume that you sold your investment at the end of the period. Because shares of the Portfolio are offered through variable life insurance and variable annuity contracts, you should carefully review the variable contract prospectus for information on applicable charges and expenses. If the charges and deductions against your variable contract were included, returns would be lower than those shown.

How a Portfolio has performed in the past is not necessarily an indication of how it will perform in the future. Performance information provides some indication of the risks of investing in the Portfolio by showing changes in the Portfolio's performance over time.

YEAR-BY-YEAR TOTAL RETURN



Best Quarter:	Q1 '19	+14.40%
Worst Quarter:	Q3 '11	(19.97)%

AVERAGE ANNUAL TOTAL RETURNS (PERIODS ENDING DECEMBER 31, 2019)			
	1 Year	5 Years	10 Years
Thrivent Mid Cap Index Portfolio	25.86%	8.74%	12.30%
S&P MidCap 400® Index (reflects no deduction for fees, expenses or taxes)	26.20%	9.03%	12.72%

Management

Investment Adviser(s)

The Portfolio is managed by Thrivent Financial for Lutherans (“Thrivent Financial” or the “Adviser”).

Portfolio Manager(s)

Brian W. Bomgren, CQF and **Sharon Wang, CFA, FRM** are jointly and primarily responsible for the day-to-day management of the Portfolio. Mr. Bomgren and Ms. Wang have served as portfolio managers of the Portfolio since January 2018. Mr. Bomgren has been with Thrivent Financial since 2006 and is currently a Senior Portfolio Manager. Ms. Wang has been with Thrivent Financial since 2017 and is currently a Senior Portfolio Manager. Prior to joining Thrivent Financial, Ms. Wang worked at Bryn Mawr Capital Management as a portfolio manager from 2009 to 2016.

Purchase and Sale of Shares

Shares of each series of Thrivent Series Fund, Inc. (the “Fund”) may be sold, without any minimum initial or subsequent investment requirements, only to:

- Separate accounts of Thrivent Financial;
- Separate accounts of other insurance companies not affiliated with Thrivent Financial; and
- Other Portfolios of the Fund.

Tax Information

For information about certain tax-related aspects of investing in the Portfolio through a variable contract, please see the variable product prospectus.

Payments to Broker-Dealers and Other Financial Intermediaries

If you purchase the Portfolio through a broker-dealer or other financial intermediary (such as an insurance company), the Portfolio and its related companies may pay the intermediary for the sale of Portfolio shares and related services. These payments may create a conflict of interest by influencing the broker-dealer or other intermediary and your salesperson to recommend the Portfolio over another investment. Ask your salesperson or visit your financial intermediary’s website for more information.

APRIL 30, 2020

THRIVENT MID CAP STOCK PORTFOLIO SUMMARY PROSPECTUS

This Summary Prospectus is designed to provide investors with key information about the Portfolio in a clear and concise format. Before you invest, you may want to review the Portfolio's complete prospectus, which contains more information about the Portfolio and its risks.

- **If you purchased shares of Thrivent Variable Portfolios through Thrivent Financial:**
You can find the Portfolio's prospectus, reports to shareholders, and other information about the Portfolio online at ThriventPortfolios.com. You can also get this information at no cost by calling 800-847-4839 or by sending an email request to mail@thrivent.com
- **If you purchased shares of Thrivent Variable Portfolios from a firm other than Thrivent Financial:**
You can find the Portfolio's prospectus, reports to shareholders, and other information about the Portfolio online at ThriventPortfolios.com. You can also get this information by calling or emailing your financial advisor.

The Portfolio's prospectus and statement of additional information, both dated April 30, 2020, are incorporated by reference into this Summary Prospectus and may be obtained, free of charge, at the website, phone number or email address noted above.

Shares of the Portfolio are sold only to insurance company separate accounts or to other investment companies funded by insurance company separate accounts. This Summary Prospectus is not intended for use by other investors.

Beginning on January 1, 2021, as permitted by regulations adopted by the U.S. Securities and Exchange Commission, paper copies of the Portfolios' annual and semi-annual shareholder reports will no longer be sent by mail, unless you specifically request paper copies of the reports. Instead, the reports will be made available on the Portfolios' website (ThriventPortfolios.com), and you will be notified by mail each time a report is posted and provided with a website address to access the report.

If you already elected to receive shareholder reports electronically, you will not be affected by this change and you do not need to take any action. You may elect to receive shareholder reports and other communications by enrolling at Thrivent.com/gopaperless.

You may elect to receive all future shareholder reports in paper free of charge. You can call 800-847-4836 to let us know you wish to continue receiving paper copies of your shareholder reports. Your election to receive shareholder reports in paper will apply to all Portfolios held in your insurance company separate account.

Thrivent Mid Cap Stock Portfolio

Investment Objective

Thrivent Mid Cap Stock Portfolio (the "Portfolio") seeks long-term capital growth.

Fees and Expenses

This table describes the fees and expenses that you may pay if you buy and hold shares of the Portfolio. If you own a variable annuity contract or variable life insurance contract, you will have additional expenses including mortality and expense risk charges. Please refer to the prospectus for your variable contract for additional information about charges for those contracts.

SHAREHOLDER FEES (fees paid directly from your investment)	
Maximum Sales Charge (load) Imposed On Purchases (as a % of offering price)	N/A
Maximum Deferred Sales Charge (load) (as a percentage of the lower of the original purchase price or current net asset value)	N/A
ANNUAL PORTFOLIO OPERATING EXPENSES (expenses that you pay each year as a percentage of the value of your investment)	
Management Fees	0.63%
Other Expenses	0.03%
Total Annual Portfolio Operating Expenses	0.66%

EXAMPLE This example is intended to help you compare the cost of investing in the Portfolio with the cost of investing in other mutual funds. The Portfolio is an investment option for variable contracts, and the example does not include charges imposed by variable contracts. If variable contract charges were imposed, your expenses would be higher than those shown. The example assumes that you invest \$10,000 in the Portfolio for the time periods indicated and then redeem all of your shares at the end of those periods. The example also assumes that your investment has a 5% return each year, and that the Portfolio's operating expenses remain the same. Although your actual cost may be higher or lower, based on the foregoing assumptions, your cost would be:

	1 Year	3 Years	5 Years	10 Years
Thrivent Mid Cap Stock Portfolio	\$67	\$211	\$368	\$822

Portfolio Turnover

The Portfolio pays transaction costs, such as commissions, when it buys and sells securities (or "turns

over" its portfolio). A higher portfolio turnover rate may indicate higher transaction costs and may result in higher taxes when Portfolio shares are held in a taxable account. These costs, which are not reflected in annual fund operating expenses or in the example, affect the Portfolio's performance. During the most recent fiscal year, the Portfolio's portfolio turnover rate was 34% of the average value of its portfolio.

Principal Strategies

Under normal circumstances, the Portfolio invests at least 80% of its net assets (plus the amount of any borrowing for investment purposes) in equity securities of mid-sized companies. The Adviser focuses mainly on the equity securities of mid-sized U.S. companies which have market capitalizations equivalent to those included in widely known indices such as the Russell Midcap Index, S&P MidCap 400 Index, or the mid-sized company market capitalization classifications published by Lipper, Inc. These companies typically have a market capitalization of approximately \$2 billion to \$25 billion. Should the Adviser change the investments used for purposes of this 80% threshold, you will be notified at least 60 days prior to the change.

The Portfolio seeks to achieve its investment objective by investing in common stocks. The Adviser uses fundamental, quantitative, and technical investment research techniques to determine what securities to buy and sell. Fundamental techniques assess a security's value based on an issuer's financial profile, management, and business prospects while quantitative and technical techniques involve a more data-oriented analysis of financial information, market trends and price movements. The Adviser generally looks for mid-sized companies that, in its opinion:

- have prospects for growth in their sales and earnings;
- are in an industry with a good economic outlook;
- have high-quality management; and/or
- have a strong financial position.

The Adviser may sell securities for a variety of reasons, such as to secure gains, limit losses, or reposition assets to more promising opportunities.

Principal Risks

The Portfolio is subject to the following principal investment risks, which you should review carefully and in entirety. The Portfolio may not achieve its investment objective and you could lose money by investing in the Portfolio.

Mid Cap Risk. Medium-sized companies often have greater price volatility, lower trading volume, and less

liquidity than larger, more-established companies. These companies tend to have smaller revenues, narrower product lines, less management depth and experience, smaller shares of their product or service markets, fewer financial resources, and less competitive strength than larger companies.

Equity Security Risk. Equity securities held by the Portfolio may decline significantly in price, sometimes rapidly or unpredictably, over short or extended periods of time, and such declines may occur because of declines in the equity market as a whole, or because of declines in only a particular country, company, industry, or sector of the market. From time to time, the Portfolio may invest a significant portion of its assets in companies in one or more related sectors or industries which would make the Portfolio more vulnerable to adverse developments affecting such sectors or industries. Equity securities are generally more volatile than most debt securities.

Market Risk. Over time, securities markets generally tend to move in cycles with periods when security prices rise and periods when security prices decline. The value of the Portfolio's investments may move with these cycles and, in some instances, increase or decrease more than the applicable market(s) as measured by the Portfolio's benchmark index(es). The securities markets may also decline because of factors that affect a particular industry or due to impacts from the spread of infectious illness, public health threats or similar issues.

Issuer Risk. Issuer risk is the possibility that factors specific to an issuer to which the Portfolio is exposed will affect the market prices of the issuer's securities and therefore the value of the Portfolio.

Investment Adviser Risk. The Portfolio is actively managed and the success of its investment strategy depends significantly on the skills of the Adviser in assessing the potential of the investments in which the Portfolio invests. This assessment of investments may prove incorrect, resulting in losses or poor performance, even in rising markets. There is also no guarantee that the Adviser will be able to effectively implement the Portfolio's investment objective.

Health Crisis Risk. The global pandemic outbreak of the novel coronavirus known as COVID-19 has resulted in substantial market volatility and global business disruption. The duration and full effects of the outbreak are uncertain and may result in trading suspensions and market closures, limit liquidity and the ability of the Portfolio to process shareholder redemptions, and negatively impact Portfolio performance. The COVID-19 outbreak and future pandemics could affect the global economy in ways that cannot be foreseen and may exacerbate other types of risks, negatively impacting the value of the Portfolio.

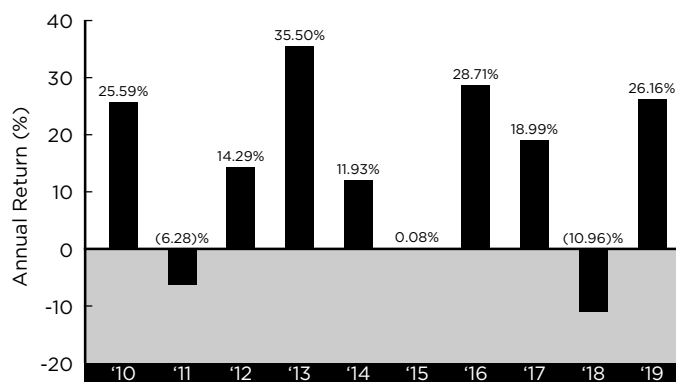
Performance

The following bar chart and table provide an indication of the risks of investing in the Portfolio by showing changes in the Portfolio's performance from year to year and by showing how the Portfolio's average annual returns for one-, five- and ten-year periods compared to broad-based securities market indices. The index descriptions appear in the "Index Descriptions" section of the prospectus. The Portfolio now compares its returns to the Russell Midcap Index because it is commonly used by funds with the same investment objective and principal strategies as the Portfolio. Call 800-847-4836 or visit Thrivent.com for performance results current to the most recent month-end.

The bar chart and table include the effects of Portfolio expenses, but not charges or deductions against your variable contract, and assume that you sold your investment at the end of the period. Because shares of the Portfolio are offered through variable life insurance and variable annuity contracts, you should carefully review the variable contract prospectus for information on applicable charges and expenses. If the charges and deductions against your variable contract were included, returns would be lower than those shown.

How a Portfolio has performed in the past is not necessarily an indication of how it will perform in the future. Performance information provides some indication of the risks of investing in the Portfolio by showing changes in the Portfolio's performance over time.

YEAR-BY-YEAR TOTAL RETURN



Best Quarter:	Q4 '10	+16.02%
Worst Quarter:	Q3 '11	(22.00)%

AVERAGE ANNUAL TOTAL RETURNS (PERIODS ENDING DECEMBER 31, 2019)			
	1 Year	5 Years	10 Years
Thrivent Mid Cap Stock Portfolio	26.16%	11.48%	13.39%
Russell Midcap Index (reflects no deduction for fees, expenses or taxes)	30.54%	9.33%	13.19%
S&P MidCap 400® Index (reflects no deduction for fees, expenses or taxes)	26.20%	9.03%	12.72%

Tax Information

For information about certain tax-related aspects of investing in the Portfolio through a variable contract, please see the variable product prospectus.

Payments to Broker-Dealers and Other Financial Intermediaries

If you purchase the Portfolio through a broker-dealer or other financial intermediary (such as an insurance company), the Portfolio and its related companies may pay the intermediary for the sale of Portfolio shares and related services. These payments may create a conflict of interest by influencing the broker-dealer or other intermediary and your salesperson to recommend the Portfolio over another investment. Ask your salesperson or visit your financial intermediary's website for more information.

Management

Investment Adviser(s)

The Portfolio is managed by Thrivent Financial for Lutherans ("Thrivent Financial" or the "Adviser").

Portfolio Manager(s)

Brian J. Flanagan, CFA is primarily responsible for the day-to-day management of the Portfolio. Mr. Flanagan has been a portfolio manager of the Portfolio since December 2004. He has been with Thrivent Financial since 1994 and a portfolio manager since 2000.

Purchase and Sale of Shares

Shares of each series of Thrivent Series Fund, Inc. (the "Fund") may be sold, without any minimum initial or subsequent investment requirements, only to:

- Separate accounts of Thrivent Financial;
- Separate accounts of other insurance companies not affiliated with Thrivent Financial; and
- Other Portfolios of the Fund.

APRIL 30, 2020

THRIVENT MID CAP VALUE PORTFOLIO SUMMARY PROSPECTUS

This Summary Prospectus is designed to provide investors with key information about the Portfolio in a clear and concise format. Before you invest, you may want to review the Portfolio's complete prospectus, which contains more information about the Portfolio and its risks.

- **If you purchased shares of Thrivent Variable Portfolios through Thrivent Financial:**
You can find the Portfolio's prospectus, reports to shareholders, and other information about the Portfolio online at ThriventPortfolios.com. You can also get this information at no cost by calling 800-847-4839 or by sending an email request to mail@thrivent.com
- **If you purchased shares of Thrivent Variable Portfolios from a firm other than Thrivent Financial:**
You can find the Portfolio's prospectus, reports to shareholders, and other information about the Portfolio online at ThriventPortfolios.com. You can also get this information by calling or emailing your financial advisor.

The Portfolio's prospectus and statement of additional information, both dated April 30, 2020, are incorporated by reference into this Summary Prospectus and may be obtained, free of charge, at the website, phone number or email address noted above.

Shares of the Portfolio are sold only to insurance company separate accounts or to other investment companies funded by insurance company separate accounts. This Summary Prospectus is not intended for use by other investors.

Beginning on January 1, 2021, as permitted by regulations adopted by the U.S. Securities and Exchange Commission, paper copies of the Portfolios' annual and semi-annual shareholder reports will no longer be sent by mail, unless you specifically request paper copies of the reports. Instead, the reports will be made available on the Portfolios' website (ThriventPortfolios.com), and you will be notified by mail each time a report is posted and provided with a website address to access the report.

If you already elected to receive shareholder reports electronically, you will not be affected by this change and you do not need to take any action. You may elect to receive shareholder reports and other communications by enrolling at Thrivent.com/gopaperless.

You may elect to receive all future shareholder reports in paper free of charge. You can call 800-847-4836 to let us know you wish to continue receiving paper copies of your shareholder reports. Your election to receive shareholder reports in paper will apply to all Portfolios held in your insurance company separate account.

Thrivent Mid Cap Value Portfolio

Investment Objective

Thrivent Mid Cap Value Portfolio (the "Portfolio") seeks long-term capital growth. The Portfolio's investment objective may be changed without shareholder approval.

Fees and Expenses

This table describes the fees and expenses that you may pay if you buy and hold shares of the Portfolio. If you own a variable annuity contract or variable life insurance contract, you will have additional expenses including mortality and expense risk charges. Please refer to the prospectus for your variable contract for additional information about charges for those contracts.

SHAREHOLDER FEES (fees paid directly from your investment)	
Maximum Sales Charge (load) Imposed On Purchases (as a % of offering price)	N/A
Maximum Deferred Sales Charge (load) (as a percentage of the lower of the original purchase price or current net asset value)	N/A
ANNUAL PORTFOLIO OPERATING EXPENSES (expenses that you pay each year as a percentage of the value of your investment)	
Management Fees	0.75%
Other Expenses ¹	3.13%
Total Annual Portfolio Operating Expenses	3.88%
Less Fee Waivers and/or Expense Reimbursements ²	2.98%
Total Annual Portfolio Operating Expenses After Fee Waivers and/or Expense Reimbursements	0.90%

¹ These expenses are based on estimated amounts for the current fiscal year.

² The Adviser has contractually agreed, through at least April 30, 2021, to waive certain fees and/or reimburse certain expenses associated with the shares of the Thrivent Mid Cap Value Portfolio in order to limit the Total Annual Portfolio Operating Expenses After Fee Waivers and/or Expense Reimbursements to an annual rate of 0.90% of the average daily net assets of the shares. This contractual provision, however, may be terminated before the indicated termination date upon the mutual agreement between the Independent Directors of the Portfolio and the Adviser.

EXAMPLE This example is intended to help you compare the cost of investing in the Portfolio with the cost of investing in other mutual funds. The Portfolio is an investment option for variable contracts, and the example does not include charges imposed by variable contracts. If variable contract charges were imposed, your expenses would be higher than those shown. The example assumes that you invest \$10,000 in the Portfolio for the time periods indicated and then redeem all of your shares at the end of those periods. In

addition, the example for the 1 Year period reflects the effect of the contractual fee waiver and/or expense reimbursement. The example also assumes that your investment has a 5% return each year, and that the Portfolio's operating expenses remain the same. Although your actual cost may be higher or lower, based on the foregoing assumptions, your cost would be:

	1 Year	3 Years
Thrivent Mid Cap Value Portfolio	\$92	\$909

Portfolio Turnover

The Portfolio pays transaction costs, such as commissions, when it buys and sells securities (or "turns over" its portfolio). A higher portfolio turnover rate may indicate higher transaction costs and may result in higher taxes when Portfolio shares are held in a taxable account. These costs, which are not reflected in annual fund operating expenses or in the example, affect the Portfolio's performance. Because the Portfolio had not yet commenced operations prior to the date of this prospectus, the Portfolio's portfolio turnover rate for the most recent fiscal year end is not yet available.

Principal Strategies

Under normal circumstances, the Portfolio invests at least 80% of its net assets (plus the amount of any borrowing for investment purposes) in equity securities of mid-sized companies. The Adviser focuses mainly on the equity securities of mid-sized U.S. companies which have market capitalizations equivalent to those included in widely known indices such as the Russell Midcap Value Index, S&P MidCap 400 Index, or the mid-sized company market capitalization classifications published by Lipper, Inc. These companies typically have a market capitalization of approximately \$2 billion to \$25 billion. Should the Adviser change the investments used for purposes of this 80% threshold, you will be notified at least 60 days prior to the change.

The Portfolio seeks to achieve its investment objective by investing primarily in common stocks. The Adviser uses fundamental, quantitative, and technical investment research techniques and focuses on stocks of companies that it believes are undervalued in relation to their long-term earnings power or asset value. These stocks typically, but not always, have below average price-to-earnings and price-to-book value ratios. The Adviser may sell securities for a variety of reasons, such as to secure gains, limit losses, or reposition assets to more promising opportunities.

Principal Risks

The Portfolio is subject to the following principal investment risks, which you should review carefully and in entirety. The Portfolio may not achieve its investment objective and you could lose money by investing in the Portfolio.

Mid Cap Risk. Medium-sized companies often have greater price volatility, lower trading volume, and less liquidity than larger, more-established companies. These companies tend to have smaller revenues, narrower product lines, less management depth and experience, smaller shares of their product or service markets, fewer financial resources, and less competitive strength than larger companies.

Value Investing Risk. Value style investing includes the risk that stocks of undervalued companies may not rise as quickly as anticipated if the market doesn't recognize their intrinsic value or if value stocks are out of favor.

Equity Security Risk. Equity securities held by the Portfolio may decline significantly in price, sometimes rapidly or unpredictably, over short or extended periods of time, and such declines may occur because of declines in the equity market as a whole, or because of declines in only a particular country, company, industry, or sector of the market. From time to time, the Portfolio may invest a significant portion of its assets in companies in one or more related sectors or industries which would make the Portfolio more vulnerable to adverse developments affecting such sectors or industries. Equity securities are generally more volatile than most debt securities.

Market Risk. Over time, securities markets generally tend to move in cycles with periods when security prices rise and periods when security prices decline. The value of the Portfolio's investments may move with these cycles and, in some instances, increase or decrease more than the applicable market(s) as measured by the Portfolio's benchmark index(es). The securities markets may also decline because of factors that affect a particular industry or due to impacts from the spread of infectious illness, public health threats or similar issues.

Issuer Risk. Issuer risk is the possibility that factors specific to an issuer to which the Portfolio is exposed will affect the market prices of the issuer's securities and therefore the value of the Portfolio.

Investment Adviser Risk. The Portfolio is actively managed and the success of its investment strategy depends significantly on the skills of the Adviser in assessing the potential of the investments in which the Portfolio invests. This assessment of investments may prove incorrect, resulting in losses or poor performance, even in rising markets. There is also no guarantee that

the Adviser will be able to effectively implement the Portfolio's investment objective.

Health Crisis Risk. The global pandemic outbreak of the novel coronavirus known as COVID-19 has resulted in substantial market volatility and global business disruption. The duration and full effects of the outbreak are uncertain and may result in trading suspensions and market closures, limit liquidity and the ability of the Portfolio to process shareholder redemptions, and negatively impact Portfolio performance. The COVID-19 outbreak and future pandemics could affect the global economy in ways that cannot be foreseen and may exacerbate other types of risks, negatively impacting the value of the Portfolio.

Performance

No performance information for the Portfolio is provided because it had not commenced operations prior to the date of this prospectus and does not yet have a full calendar year of performance history. The index description appears in the "Index Descriptions" section of the prospectus. Call 800-847-4836 or visit Thrivent.com for performance results current to the most recent month-end that takes place after April 30, 2020.

How the Portfolio has performed in the past is not necessarily an indication of how it will perform in the future. Performance information provides some indication of the risks of investing in the Portfolio by showing changes in the Portfolio's performance over time.

Management

Investment Adviser(s)

The Portfolio is managed by Thrivent Financial for Lutherans ("Thrivent Financial" or the "Adviser").

Portfolio Manager(s)

Graham Wong, CFA is primarily responsible for the day-to-day management of the Portfolio. Mr. Wong has served as portfolio manager of the Portfolio since April 2020. Mr. Wong has been a portfolio manager at Thrivent Financial since 2013, when he joined the firm.

Purchase and Sale of Shares

Shares of each series of Thrivent Series Fund, Inc. (the "Fund") may be sold, without any minimum initial or subsequent investment requirements, only to:

- Separate accounts of Thrivent Financial;
- Separate accounts of other insurance companies not affiliated with Thrivent Financial; and
- Other Portfolios of the Fund.

Tax Information

For information about certain tax-related aspects of investing in the Portfolio through a variable contract, please see the variable product prospectus.

Payments to Broker-Dealers and Other Financial Intermediaries

If you purchase the Portfolio through a broker-dealer or other financial intermediary (such as an insurance company), the Portfolio and its related companies may pay the intermediary for the sale of Portfolio shares and related services. These payments may create a conflict of interest by influencing the broker-dealer or other intermediary and your salesperson to recommend the Portfolio over another investment. Ask your salesperson or visit your financial intermediary's website for more information.

APRIL 30, 2020

THRIVENT MODERATE ALLOCATION PORTFOLIO

SUMMARY PROSPECTUS

This Summary Prospectus is designed to provide investors with key information about the Portfolio in a clear and concise format. Before you invest, you may want to review the Portfolio's complete prospectus, which contains more information about the Portfolio and its risks.

- **If you purchased shares of Thrivent Variable Portfolios through Thrivent Financial:**
You can find the Portfolio's prospectus, reports to shareholders, and other information about the Portfolio online at ThriventPortfolios.com. You can also get this information at no cost by calling 800-847-4839 or by sending an email request to mail@thrivent.com
- **If you purchased shares of Thrivent Variable Portfolios from a firm other than Thrivent Financial:**
You can find the Portfolio's prospectus, reports to shareholders, and other information about the Portfolio online at ThriventPortfolios.com. You can also get this information by calling or emailing your financial advisor.

The Portfolio's prospectus and statement of additional information, both dated April 30, 2020, are incorporated by reference into this Summary Prospectus and may be obtained, free of charge, at the website, phone number or email address noted above.

Shares of the Portfolio are sold only to insurance company separate accounts or to other investment companies funded by insurance company separate accounts. This Summary Prospectus is not intended for use by other investors.

Beginning on January 1, 2021, as permitted by regulations adopted by the U.S. Securities and Exchange Commission, paper copies of the Portfolios' annual and semi-annual shareholder reports will no longer be sent by mail, unless you specifically request paper copies of the reports. Instead, the reports will be made available on the Portfolios' website (ThriventPortfolios.com), and you will be notified by mail each time a report is posted and provided with a website address to access the report.

If you already elected to receive shareholder reports electronically, you will not be affected by this change and you do not need to take any action. You may elect to receive shareholder reports and other communications by enrolling at Thrivent.com/gopaperless.

You may elect to receive all future shareholder reports in paper free of charge. You can call 800-847-4836 to let us know you wish to continue receiving paper copies of your shareholder reports. Your election to receive shareholder reports in paper will apply to all Portfolios held in your insurance company separate account.

Thrivent Moderate Allocation Portfolio

Investment Objective

Thrivent Moderate Allocation Portfolio (the "Portfolio") seeks long-term capital growth while providing reasonable stability of principal.

Fees and Expenses

This table describes the fees and expenses that you may pay if you buy and hold shares of the Portfolio. If you own a variable annuity contract or variable life insurance contract, you will have additional expenses including mortality and expense risk charges. Please refer to the prospectus for your variable contract for additional information about charges for those contracts.

SHAREHOLDER FEES (fees paid directly from your investment)	
Maximum Sales Charge (load) Imposed On Purchases (as a % of offering price)	N/A
Maximum Deferred Sales Charge (load) (as a percentage of the lower of the original purchase price or current net asset value)	N/A
ANNUAL PORTFOLIO OPERATING EXPENSES (expenses that you pay each year as a percentage of the value of your investment)	
Management Fees	0.59%
Other Expenses	0.03%
Acquired Fund Fees and Expenses	0.19%
Total Annual Portfolio Operating Expenses	0.81%
Less Fee Waivers and/or Expense Reimbursements ¹	0.17%
Total Annual Portfolio Operating Expenses After Fee Waivers and/or Expense Reimbursements	0.64%

¹ The Adviser has contractually agreed, for as long as the current fee structure is in place and through at least April 30, 2021, to waive an amount equal to any management fees indirectly incurred by the Portfolio as a result of its investment in any other mutual fund for which the Adviser or an affiliate serves as investment adviser, other than Thrivent Cash Management Trust. This contractual provision may be terminated upon the mutual agreement between the Independent Directors of the Portfolio and the Adviser.

EXAMPLE This example is intended to help you compare the cost of investing in the Portfolio with the cost of investing in other mutual funds. The Portfolio is an investment option for variable contracts, and the example does not include charges imposed by variable contracts. If variable contract charges were imposed, your expenses would be higher than those shown. The example assumes that you invest \$10,000 in the Portfolio for the time periods indicated and then redeem all of your shares at the end of those periods. In addition, the example for the 1 Year period reflects the

effect of the contractual fee waiver and/or expense reimbursement. The example also assumes that your investment has a 5% return each year, and that the Portfolio's operating expenses remain the same. Although your actual cost may be higher or lower, based on the foregoing assumptions, your cost would be:

	1 Year	3 Years	5 Years	10 Years
Thrivent Moderate Allocation Portfolio	\$65	\$242	\$433	\$986

Portfolio Turnover

The Portfolio pays transaction costs, such as commissions, when it buys and sells securities (or "turns over" its portfolio). A higher portfolio turnover rate may indicate higher transaction costs and may result in higher taxes when Portfolio shares are held in a taxable account. These costs, which are not reflected in annual fund operating expenses or in the example, affect the Portfolio's performance. During the most recent fiscal year, the Portfolio's portfolio turnover rate was 136% of the average value of its portfolio.

Principal Strategies

The Portfolio pursues its objective by investing in a combination of other funds managed by the Adviser or an affiliate and directly held financial instruments. The Portfolio is designed for investors who seek moderate long-term capital growth with reasonable stability of principal and are comfortable with moderate levels of risk and volatility. The Portfolio uses a prescribed asset allocation strategy involving a two-step process that is designed to achieve its desired risk tolerance. The first step is the construction of a model for the allocation of the Portfolio's assets across broad asset categories (namely, equity securities and debt securities). The second step involves the determination of sub-classes within the broad asset categories and target weightings (i.e., what the Adviser determines is the strategic allocation) for these sub-classes. Sub-classes for equity securities may be based on market capitalization, investment style (such as growth or value), or economic sector. Sub-classes for debt securities may be based on maturity, duration, security type or credit rating (high yield—commonly known as "junk bonds"—or investment grade).

The use of target weightings for various sub-classes within broad asset categories is intended as a multi-style approach to reduce the risk of investing in securities having common characteristics. The Portfolio may buy and sell futures contracts to either hedge its exposure or obtain exposure to certain investments.

The Portfolio may invest in foreign securities, including those of issuers in emerging markets. An “emerging market” country is any country determined by the Adviser to have an emerging market economy, considering factors such as the country’s credit rating, its political and economic stability and the development of its financial and capital markets.

Under normal circumstances, the Portfolio invests in the following broad asset classes within the ranges given:

Broad Asset Category	Target Allocation	Allocation Range
Equity Securities.....	57%	35-75%
Debt Securities.....	43%	25-65%

The Portfolio’s actual holdings in each broad asset category may be outside the applicable allocation range from time to time due to differing investment performance among asset categories. The Adviser will rebalance the Portfolio at least annually so that its holdings are within the ranges for the broad asset categories.

The Portfolio pursues its investment strategy by investing primarily in other mutual funds managed by the Adviser or an affiliate. The names of the funds managed by the Adviser or an affiliate which are currently available for investment by the Portfolio are shown in the list below. The list is provided for information purposes only. The Adviser may change the availability of the funds managed by the Adviser or an affiliate for investment by the Portfolio without shareholder approval or advance notice to shareholders.

Equity Securities

- Small Cap
 - Thrivent Small Cap Stock Portfolio
- Mid Cap
 - Thrivent Mid Cap Stock Portfolio
- Large Cap
 - Thrivent Global Stock Portfolio
 - Thrivent Large Cap Growth Portfolio
 - Thrivent Large Cap Value Portfolio
- Other
 - Thrivent International Allocation Portfolio
 - Thrivent Core International Equity Fund
 - Thrivent Core Low Volatility Equity Fund

Debt Securities

- High Yield Bonds
 - Thrivent High Yield Portfolio
- Intermediate/Long-Term Bonds
 - Thrivent Income Portfolio

- Short-Term/Intermediate Bonds
 - Thrivent Limited Maturity Bond Portfolio
- Other
 - Thrivent Core Emerging Markets Debt Fund

Short-Term Debt Securities

- Money Market
 - Thrivent Cash Management Trust
- Other
 - Thrivent Core Short-Term Reserve Fund

Principal Risks

The Portfolio is subject to the following principal investment risks, which you should review carefully and in entirety. The Portfolio may not achieve its investment objective and you could lose money by investing in the Portfolio.

Allocation Risk. The Portfolio’s investment performance depends upon how its assets are allocated across broad asset categories and applicable sub-classes within such categories. Some broad asset categories and sub-classes may perform below expectations or the securities markets generally over short and extended periods. Therefore, a principal risk of investing in the Portfolio is that the allocation strategies used and the allocation decisions made will not produce the desired results.

Equity Security Risk. Equity securities held by the Portfolio may decline significantly in price, sometimes rapidly or unpredictably, over short or extended periods of time, and such declines may occur because of declines in the equity market as a whole, or because of declines in only a particular country, company, industry, or sector of the market. From time to time, the Portfolio may invest a significant portion of its assets in companies in one or more related sectors or industries which would make the Portfolio more vulnerable to adverse developments affecting such sectors or industries. Equity securities are generally more volatile than most debt securities.

Interest Rate Risk. Interest rate risk is the risk that prices of debt securities decline in value when interest rates rise for debt securities that pay a fixed rate of interest. Debt securities with longer durations (a measure of price sensitivity of a bond or bond fund to changes in interest rates) or maturities (i.e., the amount of time until a bond’s issuer must pay its principal or face value) tend to be more sensitive to changes in interest rates than debt securities with shorter durations or maturities. Changes by the Federal Reserve to monetary policies could affect interest rates and the value of some securities. In addition, the phase out of LIBOR (the offered rate for short-term Eurodollar deposits between major international banks) by the end of 2021 could lead to increased volatility and illiquidity in certain markets that currently rely on LIBOR to determine interest rates.

Large Cap Risk. Large-sized companies may be unable to respond quickly to new competitive challenges such as changes in technology. They may also not be able to attain the high growth rate of successful smaller companies, especially during extended periods of economic expansion.

Mid Cap Risk. Medium-sized companies often have greater price volatility, lower trading volume, and less liquidity than larger, more-established companies. These companies tend to have smaller revenues, narrower product lines, less management depth and experience, smaller shares of their product or service markets, fewer financial resources, and less competitive strength than larger companies.

Market Risk. Over time, securities markets generally tend to move in cycles with periods when security prices rise and periods when security prices decline. The value of the Portfolio's investments may move with these cycles and, in some instances, increase or decrease more than the applicable market(s) as measured by the Portfolio's benchmark index(es). The securities markets may also decline because of factors that affect a particular industry or due to impacts from the spread of infectious illness, public health threats or similar issues.

Credit Risk. Credit risk is the risk that an issuer of a debt security to which the Portfolio is exposed may no longer be able or willing to pay its debt. As a result of such an event, the debt security may decline in price and affect the value of the Portfolio.

Other Funds Risk. Because the Portfolio invests in other funds managed by the Adviser or an affiliate ("Other Funds"), the performance of the Portfolio is dependent, in part, upon the performance of Other Funds in which the Portfolio may invest. As a result, the Portfolio is subject to the same risks as those faced by the Other Funds. In addition, Other Funds may be subject to additional fees and expenses that will be borne by the Portfolio.

High Yield Risk. High yield securities – commonly known as "junk bonds" – to which the Portfolio is exposed are considered predominantly speculative with respect to the issuer's continuing ability to make principal and interest payments. If the issuer of the security is in default with respect to interest or principal payments, the value of the Portfolio may be negatively affected. High yield securities generally have a less liquid resale market.

Foreign Securities Risk. Foreign securities generally carry more risk and are more volatile than their domestic counterparts, in part because of potential for higher political and economic risks, lack of reliable information and fluctuations in currency exchange rates where investments are denominated in currencies other than the U.S. dollar. Certain events in foreign markets may adversely affect foreign and domestic issuers,

including interruptions in the global supply chain, natural disasters and outbreak of infectious diseases. The Portfolio's investment in any country could be subject to governmental actions such as capital or currency controls, nationalizing a company or industry, expropriating assets, or imposing punitive taxes that would have an adverse effect on security prices, and impair the Portfolio's ability to repatriate capital or income. Foreign securities may also be more difficult to resell than comparable U.S. securities because the markets for foreign securities are often less liquid. Even when a foreign security increases in price in its local currency, the appreciation may be diluted by adverse changes in exchange rates when the security's value is converted to U.S. dollars. Foreign withholding taxes also may apply and errors and delays may occur in the settlement process for foreign securities.

Emerging Markets Risk. The economic and political structures of developing countries in emerging markets, in most cases, do not compare favorably with the U.S. or other developed countries in terms of wealth and stability, and their financial markets often lack liquidity. Portfolio performance will likely be negatively affected by portfolio exposure to countries and corporations domiciled in or with revenue exposures to countries in the midst of, among other things, hyperinflation, currency devaluation, trade disagreements, sudden political upheaval, or interventionist government policies. Portfolio performance may also be negatively affected by portfolio exposure to countries and corporations domiciled in or with revenue exposures to countries with less developed legal, tax, regulatory, and accounting systems. Significant buying or selling actions by a few major investors may also heighten the volatility of emerging markets. These factors make investing in emerging market countries significantly riskier than in other countries, and events in any one country could cause the Portfolio's share price to decline.

Foreign Currency Risk. The value of a foreign currency may decline against the U.S. dollar, which would reduce the dollar value of securities denominated in that currency. The overall impact of such a decline of foreign currency can be significant, unpredictable, and long lasting, depending on the currencies represented, how each one appreciates or depreciates in relation to the U.S. dollar, and whether currency positions are hedged. Under normal conditions, the Portfolio does not engage in extensive foreign currency hedging programs. Further, exchange rate movements are volatile, and it is not possible to effectively hedge the currency risks of many developing countries.

Small Cap Risk. Smaller, less seasoned companies often have greater price volatility, lower trading volume, and less liquidity than larger, more established companies. These companies tend to have small

revenues, narrower product lines, less management depth and experience, small shares of their product or service markets, fewer financial resources, and less competitive strength than larger companies. Such companies seldom pay significant dividends that could soften the impact of a falling market on returns.

Growth Investing Risk. Growth style investing includes the risk of investing in securities whose prices historically have been more volatile than other securities, especially over the short term. Growth stock prices reflect projections of future earnings or revenues and, if a company's earnings or revenues fall short of expectations, its stock price may fall dramatically.

Value Investing Risk. Value style investing includes the risk that stocks of undervalued companies may not rise as quickly as anticipated if the market doesn't recognize their intrinsic value or if value stocks are out of favor.

Investment Adviser Risk. The Portfolio is actively managed and the success of its investment strategy depends significantly on the skills of the Adviser in assessing the potential of the investments in which the Portfolio invests. This assessment of investments may prove incorrect, resulting in losses or poor performance, even in rising markets. There is also no guarantee that the Adviser will be able to effectively implement the Portfolio's investment objective.

Conflicts of Interest Risk. An investment in the Portfolio will be subject to a number of actual or potential conflicts of interest. For example, the Adviser or its affiliates may provide services to the Portfolio for which the Portfolio would compensate the Adviser and/or such affiliates. The Portfolio may invest in other pooled investment vehicles sponsored, managed, or otherwise affiliated with the Adviser, including other Portfolios. The Adviser may have an incentive (financial or otherwise) to enter into transactions or arrangements on behalf of the Portfolio with itself or its affiliates in circumstances where it might not have done so otherwise.

The Adviser or its affiliates manage other investment funds and/or accounts (including proprietary accounts) and have other clients with investment objectives and strategies that are similar to, or overlap with, the investment objective and strategy of the Portfolio, creating conflicts of interest in investment and allocation decisions regarding the allocation of investments that could be appropriate for the Portfolio and other clients of the Adviser or their affiliates.

Issuer Risk. Issuer risk is the possibility that factors specific to an issuer to which the Portfolio is exposed will affect the market prices of the issuer's securities and therefore the value of the Portfolio.

Quantitative Investing Risk. Quantitative Investing Risk is the risk that securities selected according to a quantitative analysis methodology can perform differently from the market as a whole based on the model and the factors used in the analysis, the weight placed on each factor and changes in the factor's historical trends. Such models are based on assumptions of these and other market factors, and the models may not take into account certain factors, or perform as intended, and may result in a decline in the value of the Portfolio's portfolio.

Derivatives Risk. The use of derivatives (such as futures) involves additional risks and transaction costs which could leave the Portfolio in a worse position than if it had not used these instruments. The Portfolio utilizes equity futures in order to increase or decrease its exposure to various asset classes at a lower cost than trading stocks directly. The use of derivatives can lead to losses because of adverse movements in the price or value of the underlying asset, index or rate, which may be magnified by certain features of the contract. Changes in the value of the derivative may not correlate as intended with the underlying asset, rate or index, and the Portfolio could lose much more than the original amount invested. Derivatives can be highly volatile, illiquid and difficult to value. Certain derivatives may also be subject to counterparty risk, which is the risk that the other party in the transaction will not fulfill its contractual obligations due to its financial condition, market events, or other reasons.

Portfolio Turnover Rate Risk. The Portfolio may engage in active and frequent trading of portfolio securities in implementing its principal investment strategies. A high rate of portfolio turnover (100% or more) involves correspondingly greater expenses which are borne by the Portfolio and its shareholders and may also result in short-term capital gains taxable to shareholders.

Health Crisis Risk. The global pandemic outbreak of the novel coronavirus known as COVID-19 has resulted in substantial market volatility and global business disruption. The duration and full effects of the outbreak are uncertain and may result in trading suspensions and market closures, limit liquidity and the ability of the Portfolio to process shareholder redemptions, and negatively impact Portfolio performance. The COVID-19 outbreak and future pandemics could affect the global economy in ways that cannot be foreseen and may exacerbate other types of risks, negatively impacting the value of the Portfolio.

Performance

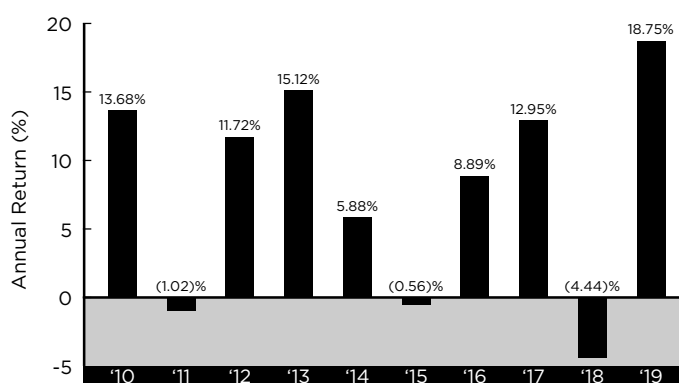
The following bar chart and table provide an indication of the risks of investing in the Portfolio by showing changes in the Portfolio's performance from year to year and by showing how the Portfolio's average annual

returns for one-, five- and ten-year periods compared to broad-based securities market indices. The index descriptions appear in the "Index Descriptions" section of the prospectus. Call 800-847-4836 or visit Thrivent.com for performance results current to the most recent month-end.

The bar chart and table include the effects of Portfolio expenses, but not charges or deductions against your variable contract, and assume that you sold your investment at the end of the period. Because shares of the Portfolio are offered through variable life insurance and variable annuity contracts, you should carefully review the variable contract prospectus for information on applicable charges and expenses. If the charges and deductions against your variable contract were included, returns would be lower than those shown.

How a Portfolio has performed in the past is not necessarily an indication of how it will perform in the future. Performance information provides some indication of the risks of investing in the Portfolio by showing changes in the Portfolio's performance over time.

YEAR-BY-YEAR TOTAL RETURN



Best Quarter:	Q1 '19	+8.83%
Worst Quarter:	Q3 '11	(10.91)%

AVERAGE ANNUAL TOTAL RETURNS (PERIODS ENDING DECEMBER 31, 2019)			
	1 Year	5 Years	10 Years
Thrivent Moderate Allocation Portfolio	18.75%	6.78%	7.84%
S&P 500® Index (reflects no deduction for fees, expenses or taxes)	31.49%	11.70%	13.56%
Bloomberg Barclays U.S. Aggregate Bond Index (reflects no deduction for fees, expenses or taxes)	8.72%	3.05%	3.75%
MSCI All Country World Index ex-USA - USD Net Returns (reflects no deduction for fees, expenses or taxes)	21.51%	5.51%	4.97%

Management

Investment Adviser(s)

The Portfolio is managed by Thrivent Financial for Lutherans ("Thrivent Financial" or the "Adviser").

Portfolio Manager(s)

Mark L. Simenstad, CFA, Darren M. Bagwell, CFA, Stephen D. Lowe, CFA, David S. Royal and David R. Spangler, CFA are jointly and primarily responsible for the day-to-day management of the Portfolio. Mr. Simenstad has served as a portfolio manager of the Portfolio since April 2005. Mr. Bagwell and Mr. Lowe have served as portfolio managers of the Portfolio since April 2016. Mr. Royal has served as portfolio manager of the Portfolio since April 2018. Mr. Spangler has served as a portfolio manager of the Portfolio since February 2019. Mr. Simenstad is Chief Investment Strategist and has been with Thrivent Financial since 1999. Mr. Bagwell is Vice President, Chief Equity Strategist and has been with Thrivent Financial in an investment management capacity since 2002. Mr. Lowe is Vice President of Fixed Income Mutual Funds and Separate Accounts and has been with Thrivent Financial since 1997. He has served as a portfolio manager since 2009. Mr. Royal is Chief Investment Officer and has been with Thrivent Financial since 2006. Mr. Spangler has been with Thrivent Financial since 2002, in an investment management capacity since 2006 and currently is a Senior Portfolio Manager.

Purchase and Sale of Shares

Shares of each series of Thrivent Series Fund, Inc. (the "Fund") may be sold, without any minimum initial or subsequent investment requirements, only to:

- Separate accounts of Thrivent Financial;
- Separate accounts of other insurance companies not affiliated with Thrivent Financial; and
- Other Portfolios of the Fund.

Tax Information

For information about certain tax-related aspects of investing in the Portfolio through a variable contract, please see the variable product prospectus.

Payments to Broker-Dealers and Other Financial Intermediaries

If you purchase the Portfolio through a broker-dealer or other financial intermediary (such as an insurance company), the Portfolio and its related companies may pay the intermediary for the sale of Portfolio shares and related services. These payments may create a conflict of interest by influencing the broker-dealer or other intermediary and your salesperson to recommend the Portfolio over another investment. Ask your salesperson or visit your financial intermediary's website for more information.

APRIL 30, 2020

THRIVENT MODERATELY AGGRESSIVE ALLOCATION PORTFOLIO SUMMARY PROSPECTUS

This Summary Prospectus is designed to provide investors with key information about the Portfolio in a clear and concise format. Before you invest, you may want to review the Portfolio's complete prospectus, which contains more information about the Portfolio and its risks.

- **If you purchased shares of Thrivent Variable Portfolios through Thrivent Financial:**
You can find the Portfolio's prospectus, reports to shareholders, and other information about the Portfolio online at ThriventPortfolios.com. You can also get this information at no cost by calling 800-847-4839 or by sending an email request to mail@thrivent.com
- **If you purchased shares of Thrivent Variable Portfolios from a firm other than Thrivent Financial:**
You can find the Portfolio's prospectus, reports to shareholders, and other information about the Portfolio online at ThriventPortfolios.com. You can also get this information by calling or emailing your financial advisor.

The Portfolio's prospectus and statement of additional information, both dated April 30, 2020, are incorporated by reference into this Summary Prospectus and may be obtained, free of charge, at the website, phone number or email address noted above.

Shares of the Portfolio are sold only to insurance company separate accounts or to other investment companies funded by insurance company separate accounts. This Summary Prospectus is not intended for use by other investors.

Beginning on January 1, 2021, as permitted by regulations adopted by the U.S. Securities and Exchange Commission, paper copies of the Portfolios' annual and semi-annual shareholder reports will no longer be sent by mail, unless you specifically request paper copies of the reports. Instead, the reports will be made available on the Portfolios' website (ThriventPortfolios.com), and you will be notified by mail each time a report is posted and provided with a website address to access the report.

If you already elected to receive shareholder reports electronically, you will not be affected by this change and you do not need to take any action. You may elect to receive shareholder reports and other communications by enrolling at Thrivent.com/gopaperless.

You may elect to receive all future shareholder reports in paper free of charge. You can call 800-847-4836 to let us know you wish to continue receiving paper copies of your shareholder reports. Your election to receive shareholder reports in paper will apply to all Portfolios held in your insurance company separate account.

Thrivent Moderately Aggressive Allocation Portfolio

Investment Objective

Thrivent Moderately Aggressive Allocation Portfolio (the "Portfolio") seeks long-term capital growth.

Fees and Expenses

This table describes the fees and expenses that you may pay if you buy and hold shares of the Portfolio. If you own a variable annuity contract or variable life insurance contract, you will have additional expenses including mortality and expense risk charges. Please refer to the prospectus for your variable contract for additional information about charges for those contracts.

SHAREHOLDER FEES (fees paid directly from your investment)	
Maximum Sales Charge (load) Imposed On Purchases (as a % of offering price)	N/A
Maximum Deferred Sales Charge (load) (as a percentage of the lower of the original purchase price or current net asset value)	N/A
ANNUAL PORTFOLIO OPERATING EXPENSES (expenses that you pay each year as a percentage of the value of your investment)	
Management Fees	0.65%
Other Expenses	0.03%
Acquired Fund Fees and Expenses	0.23%
Total Annual Portfolio Operating Expenses	0.91%
Less Fee Waivers and/or Expense Reimbursements ¹	0.21%
Total Annual Portfolio Operating Expenses After Fee Waivers and/or Expense Reimbursements	0.70%

¹ The Adviser has contractually agreed, for as long as the current fee structure is in place and through at least April 30, 2021, to waive an amount equal to any management fees indirectly incurred by the Portfolio as a result of its investment in any other mutual fund for which the Adviser or an affiliate serves as investment adviser, other than Thrivent Cash Management Trust. This contractual provision may be terminated upon the mutual agreement between the Independent Directors of the Portfolio and the Adviser.

EXAMPLE This example is intended to help you compare the cost of investing in the Portfolio with the cost of investing in other mutual funds. The Portfolio is an investment option for variable contracts, and the example does not include charges imposed by variable contracts. If variable contract charges were imposed, your expenses would be higher than those shown. The example assumes that you invest \$10,000 in the Portfolio for the time periods indicated and then redeem all of your shares at the end of those periods. In addition, the example for the 1 Year period reflects the effect of the contractual fee waiver and/or expense

reimbursement. The example also assumes that your investment has a 5% return each year, and that the Portfolio's operating expenses remain the same. Although your actual cost may be higher or lower, based on the foregoing assumptions, your cost would be:

	1 Year	3 Years	5 Years	10 Years
Thrivent Moderately Aggressive Allocation Portfolio	\$72	\$269	\$483	\$1,100

Portfolio Turnover

The Portfolio pays transaction costs, such as commissions, when it buys and sells securities (or "turns over" its portfolio). A higher portfolio turnover rate may indicate higher transaction costs and may result in higher taxes when Portfolio shares are held in a taxable account. These costs, which are not reflected in annual fund operating expenses or in the example, affect the Portfolio's performance. During the most recent fiscal year, the Portfolio's portfolio turnover rate was 93% of the average value of its portfolio.

Principal Strategies

The Portfolio pursues its objective by investing in a combination of other funds managed by the Adviser or an affiliate and directly held financial instruments. The Portfolio is designed for investors who seek moderately greater long-term capital growth and are comfortable with moderately higher levels of risk and volatility. The Portfolio uses a prescribed asset allocation strategy involving a two-step process that is designed to achieve its desired risk tolerance. The first step is the construction of a model for the allocation of the Portfolio's assets across broad asset categories (namely, equity securities and debt securities). The second step involves the determination of sub-classes within the broad asset categories and target weightings (i.e., what the Adviser determines is the strategic allocation) for these sub-classes. Sub-classes for equity securities may be based on market capitalization, investment style (such as growth or value), or economic sector. Sub-classes for debt securities may be based on maturity, duration, security type or credit rating (high yield—commonly known as "junk bonds"—or investment grade).

The use of target weightings for various sub-classes within broad asset categories is intended as a multi-style approach to reduce the risk of investing in securities having common characteristics. The Portfolio may buy and sell futures contracts to either hedge its exposure or obtain exposure to certain investments.

The Portfolio may invest in foreign securities, including those of issuers in emerging markets. An "emerging

market” country is any country determined by the Adviser to have an emerging market economy, considering factors such as the country’s credit rating, its political and economic stability and the development of its financial and capital markets.

Under normal circumstances, the Portfolio invests in the following broad asset classes within the ranges given:

Broad Asset Category	Target Allocation	Allocation Range
Equity Securities.....	77%	55-90%
Debt Securities.....	23%	10-45%

The Portfolio’s actual holdings in each broad asset category may be outside the applicable allocation range from time to time due to differing investment performance among asset categories. The Adviser will rebalance the Portfolio at least annually so that its holdings are within the ranges for the broad asset categories.

The Portfolio pursues its investment strategy by investing primarily in other mutual funds managed by the Adviser or an affiliate. The names of the funds managed by the Adviser or an affiliate which are currently available for investment by the Portfolio are shown in the list below. The list is provided for information purposes only. The Adviser may change the availability of the funds managed by the Adviser or an affiliate for investment by the Portfolio without shareholder approval or advance notice to shareholders.

Equity Securities

- Small Cap
 - Thrivent Small Cap Stock Portfolio
- Mid Cap
 - Thrivent Mid Cap Stock Portfolio
- Large Cap
 - Thrivent Global Stock Portfolio
 - Thrivent Large Cap Growth Portfolio
 - Thrivent Large Cap Value Portfolio
- Other
 - Thrivent International Allocation Portfolio
 - Thrivent Core International Equity Fund
 - Thrivent Core Low Volatility Equity Fund

Debt Securities

- High Yield Bonds
 - Thrivent High Yield Portfolio
- Intermediate/Long-Term Bonds
 - Thrivent Income Portfolio
- Short-Term/Intermediate Bonds
 - Thrivent Limited Maturity Bond Portfolio
- Other
 - Thrivent Core Emerging Markets Debt Fund

Short-Term Debt Securities

- Money Market
 - Thrivent Cash Management Trust
- Other
 - Thrivent Core Short-Term Reserve Fund

Principal Risks

The Portfolio is subject to the following principal investment risks, which you should review carefully and in entirety. The Portfolio may not achieve its investment objective and you could lose money by investing in the Portfolio.

Allocation Risk. The Portfolio’s investment performance depends upon how its assets are allocated across broad asset categories and applicable sub-classes within such categories. Some broad asset categories and sub-classes may perform below expectations or the securities markets generally over short and extended periods. Therefore, a principal risk of investing in the Portfolio is that the allocation strategies used and the allocation decisions made will not produce the desired results.

Equity Security Risk. Equity securities held by the Portfolio may decline significantly in price, sometimes rapidly or unpredictably, over short or extended periods of time, and such declines may occur because of declines in the equity market as a whole, or because of declines in only a particular country, company, industry, or sector of the market. From time to time, the Portfolio may invest a significant portion of its assets in companies in one or more related sectors or industries which would make the Portfolio more vulnerable to adverse developments affecting such sectors or industries. Equity securities are generally more volatile than most debt securities.

Large Cap Risk. Large-sized companies may be unable to respond quickly to new competitive challenges such as changes in technology. They may also not be able to attain the high growth rate of successful smaller companies, especially during extended periods of economic expansion.

Small Cap Risk. Smaller, less seasoned companies often have greater price volatility, lower trading volume, and less liquidity than larger, more established companies. These companies tend to have small revenues, narrower product lines, less management depth and experience, small shares of their product or service markets, fewer financial resources, and less competitive strength than larger companies. Such companies seldom pay significant dividends that could soften the impact of a falling market on returns.

Mid Cap Risk. Medium-sized companies often have greater price volatility, lower trading volume, and less liquidity than larger, more-established companies. These companies tend to have smaller revenues, narrower product lines, less management depth and experience, smaller shares of their product or service markets, fewer financial resources, and less competitive strength than larger companies.

Market Risk. Over time, securities markets generally tend to move in cycles with periods when security prices rise and periods when security prices decline. The value of the Portfolio's investments may move with these cycles and, in some instances, increase or decrease more than the applicable market(s) as measured by the Portfolio's benchmark index(es). The securities markets may also decline because of factors that affect a particular industry or due to impacts from the spread of infectious illness, public health threats or similar issues.

Other Funds Risk. Because the Portfolio invests in other funds managed by the Adviser or an affiliate ("Other Funds"), the performance of the Portfolio is dependent, in part, upon the performance of Other Funds in which the Portfolio may invest. As a result, the Portfolio is subject to the same risks as those faced by the Other Funds. In addition, Other Funds may be subject to additional fees and expenses that will be borne by the Portfolio.

Growth Investing Risk. Growth style investing includes the risk of investing in securities whose prices historically have been more volatile than other securities, especially over the short term. Growth stock prices reflect projections of future earnings or revenues and, if a company's earnings or revenues fall short of expectations, its stock price may fall dramatically.

Value Investing Risk. Value style investing includes the risk that stocks of undervalued companies may not rise as quickly as anticipated if the market doesn't recognize their intrinsic value or if value stocks are out of favor.

Foreign Securities Risk. Foreign securities generally carry more risk and are more volatile than their domestic counterparts, in part because of potential for higher political and economic risks, lack of reliable information and fluctuations in currency exchange rates where investments are denominated in currencies other than the U.S. dollar. Certain events in foreign markets may adversely affect foreign and domestic issuers, including interruptions in the global supply chain, natural disasters and outbreak of infectious diseases. The Portfolio's investment in any country could be subject to governmental actions such as capital or currency controls, nationalizing a company or industry, expropriating assets, or imposing punitive taxes that would have an adverse effect on security prices, and impair the Portfolio's ability to repatriate capital or income. Foreign securities may also be more difficult to resell than comparable U.S. securities because the markets for foreign securities are often less liquid. Even when a foreign security increases in price in its local currency, the appreciation may be diluted by adverse changes in exchange rates when the security's value is converted to U.S. dollars. Foreign withholding taxes also may apply and errors and delays may occur in the settlement process for foreign securities.

Emerging Markets Risk. The economic and political structures of developing countries in emerging markets, in most cases, do not compare favorably with the U.S. or other developed countries in terms of wealth and stability, and their financial markets often lack liquidity. Portfolio performance will likely be negatively affected by portfolio exposure to countries and corporations domiciled in or with revenue exposures to countries in the midst of, among other things, hyperinflation, currency devaluation, trade disagreements, sudden political upheaval, or interventionist government policies. Portfolio performance may also be negatively affected by portfolio exposure to countries and corporations domiciled in or with revenue exposures to countries with less developed legal, tax, regulatory, and accounting systems. Significant buying or selling actions by a few major investors may also heighten the volatility of emerging markets. These factors make investing in emerging market countries significantly riskier than in other countries, and events in any one country could cause the Portfolio's share price to decline.

Foreign Currency Risk. The value of a foreign currency may decline against the U.S. dollar, which would reduce the dollar value of securities denominated in that currency. The overall impact of such a decline of foreign currency can be significant, unpredictable, and long lasting, depending on the currencies represented, how each one appreciates or depreciates in relation to the U.S. dollar, and whether currency positions are hedged. Under normal conditions, the Portfolio does not engage in extensive foreign currency hedging programs. Further, exchange rate movements are volatile, and it is not possible to effectively hedge the currency risks of many developing countries.

Interest Rate Risk. Interest rate risk is the risk that prices of debt securities decline in value when interest rates rise for debt securities that pay a fixed rate of interest. Debt securities with longer durations (a measure of price sensitivity of a bond or bond fund to changes in interest rates) or maturities (i.e., the amount of time until a bond's issuer must pay its principal or face value) tend to be more sensitive to changes in interest rates than debt securities with shorter durations or maturities. Changes by the Federal Reserve to monetary policies could affect interest rates and the value of some securities. In addition, the phase out of LIBOR (the offered rate for short-term Eurodollar deposits between major international banks) by the end of 2021 could lead to increased volatility and illiquidity in certain markets that currently rely on LIBOR to determine interest rates.

Credit Risk. Credit risk is the risk that an issuer of a debt security to which the Portfolio is exposed may no longer be able or willing to pay its debt. As a result of such an event, the debt security may decline in price and affect the value of the Portfolio.

Investment Adviser Risk. The Portfolio is actively managed and the success of its investment strategy

depends significantly on the skills of the Adviser in assessing the potential of the investments in which the Portfolio invests. This assessment of investments may prove incorrect, resulting in losses or poor performance, even in rising markets. There is also no guarantee that the Adviser will be able to effectively implement the Portfolio's investment objective.

Conflicts of Interest Risk. An investment in the Portfolio will be subject to a number of actual or potential conflicts of interest. For example, the Adviser or its affiliates may provide services to the Portfolio for which the Portfolio would compensate the Adviser and/or such affiliates. The Portfolio may invest in other pooled investment vehicles sponsored, managed, or otherwise affiliated with the Adviser, including other Portfolios. The Adviser may have an incentive (financial or otherwise) to enter into transactions or arrangements on behalf of the Portfolio with itself or its affiliates in circumstances where it might not have done so otherwise.

The Adviser or its affiliates manage other investment funds and/or accounts (including proprietary accounts) and have other clients with investment objectives and strategies that are similar to, or overlap with, the investment objective and strategy of the Portfolio, creating conflicts of interest in investment and allocation decisions regarding the allocation of investments that could be appropriate for the Portfolio and other clients of the Adviser or their affiliates.

Issuer Risk. Issuer risk is the possibility that factors specific to an issuer to which the Portfolio is exposed will affect the market prices of the issuer's securities and therefore the value of the Portfolio.

Quantitative Investing Risk. Quantitative Investing Risk is the risk that securities selected according to a quantitative analysis methodology can perform differently from the market as a whole based on the model and the factors used in the analysis, the weight placed on each factor and changes in the factor's historical trends. Such models are based on assumptions of these and other market factors, and the models may not take into account certain factors, or perform as intended, and may result in a decline in the value of the Portfolio's portfolio.

Derivatives Risk. The use of derivatives (such as futures) involves additional risks and transaction costs which could leave the Portfolio in a worse position than if it had not used these instruments. The Portfolio utilizes equity futures in order to increase or decrease its exposure to various asset classes at a lower cost than trading stocks directly. The use of derivatives can lead to losses because of adverse movements in the price or value of the underlying asset, index or rate, which may be magnified by certain features of the contract. Changes in the value of the derivative may not correlate as intended with the underlying asset, rate or index, and the Portfolio could lose much more than the original amount invested. Derivatives can be highly volatile, illiquid and difficult to value. Certain derivatives may also be subject to counterparty risk, which is the risk

that the other party in the transaction will not fulfill its contractual obligations due to its financial condition, market events, or other reasons.

Health Crisis Risk. The global pandemic outbreak of the novel coronavirus known as COVID-19 has resulted in substantial market volatility and global business disruption. The duration and full effects of the outbreak are uncertain and may result in trading suspensions and market closures, limit liquidity and the ability of the Portfolio to process shareholder redemptions, and negatively impact Portfolio performance. The COVID-19 outbreak and future pandemics could affect the global economy in ways that cannot be foreseen and may exacerbate other types of risks, negatively impacting the value of the Portfolio.

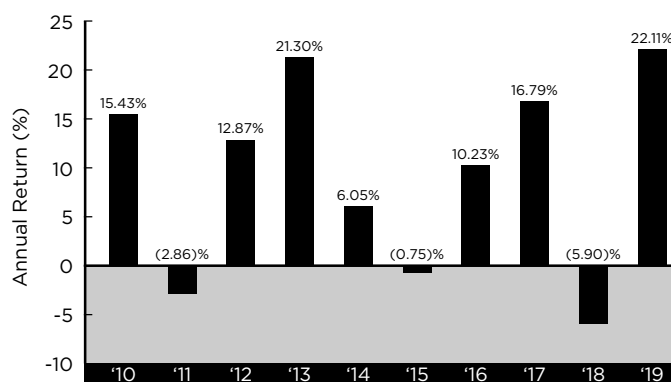
Performance

The following bar chart and table provide an indication of the risks of investing in the Portfolio by showing changes in the Portfolio's performance from year to year and by showing how the Portfolio's average annual returns for one-, five- and ten-year periods compared to broad-based securities market indices. The index descriptions appear in the "Index Descriptions" section of the prospectus. Call 800-847-4836 or visit Thrivent.com for performance results current to the most recent month-end.

The bar chart and table include the effects of Portfolio expenses, but not charges or deductions against your variable contract, and assume that you sold your investment at the end of the period. Because shares of the Portfolio are offered through variable life insurance and variable annuity contracts, you should carefully review the variable contract prospectus for information on applicable charges and expenses. If the charges and deductions against your variable contract were included, returns would be lower than those shown.

How a Portfolio has performed in the past is not necessarily an indication of how it will perform in the future. Performance information provides some indication of the risks of investing in the Portfolio by showing changes in the Portfolio's performance over time.

YEAR-BY-YEAR TOTAL RETURN



Best Quarter:	Q1 '19	+10.97%
Worst Quarter:	Q3 '11	(14.52)%

AVERAGE ANNUAL TOTAL RETURNS (PERIODS ENDING DECEMBER 31, 2019)			
	1 Year	5 Years	10 Years
Thrivent Moderately Aggressive Allocation Portfolio	22.11%	7.99%	9.11%
S&P 500® Index (reflects no deduction for fees, expenses or taxes)	31.49%	11.70%	13.56%
Bloomberg Barclays U.S. Aggregate Bond Index (reflects no deduction for fees, expenses or taxes)	8.72%	3.05%	3.75%
MSCI All Country World Index ex-USA - USD Net Returns (reflects no deduction for fees, expenses or taxes)	21.51%	5.51%	4.97%

Management

Investment Adviser(s)

The Portfolio is managed by Thrivent Financial for Lutherans (“Thrivent Financial” or the “Adviser”).

Portfolio Manager(s)

Mark L. Simenstad, CFA, Darren M. Bagwell, CFA, Stephen D. Lowe, CFA, David S. Royal and David R. Spangler, CFA are jointly and primarily responsible for the day-to-day management of the Portfolio. Mr. Simenstad has served as a portfolio manager of the Portfolio since April 2005. Mr. Bagwell and Mr. Lowe have served as portfolio managers of the Portfolio since April 2016. Mr. Royal has served as portfolio manager of the Portfolio since April 2018. Mr. Spangler has served as a portfolio manager of the Portfolio since February 2019. Mr. Simenstad is Chief Investment Strategist and has been with Thrivent Financial since 1999. Mr. Bagwell is Vice President, Chief Equity Strategist and has been with Thrivent Financial in an investment management capacity since 2002. Mr. Lowe is Vice President of Fixed Income Mutual Funds and Separate Accounts and has been with Thrivent Financial since 1997. He has served as a portfolio manager since 2009. Mr. Royal is Chief Investment Officer and has been with Thrivent Financial since 2006. Mr. Spangler has been with Thrivent Financial since 2002, in an investment management capacity since 2006 and currently is a Senior Portfolio Manager.

Purchase and Sale of Shares

Shares of each series of Thrivent Series Fund, Inc. (the “Fund”) may be sold, without any minimum initial or subsequent investment requirements, only to:

- Separate accounts of Thrivent Financial;
- Separate accounts of other insurance companies not affiliated with Thrivent Financial; and
- Other Portfolios of the Fund.

Tax Information

For information about certain tax-related aspects of investing in the Portfolio through a variable contract, please see the variable product prospectus.

Payments to Broker-Dealers and Other Financial Intermediaries

If you purchase the Portfolio through a broker-dealer or other financial intermediary (such as an insurance company), the Portfolio and its related companies may pay the intermediary for the sale of Portfolio shares and related services. These payments may create a conflict of interest by influencing the broker-dealer or other intermediary and your salesperson to recommend the Portfolio over another investment. Ask your salesperson or visit your financial intermediary’s website for more information.

APRIL 30, 2020

THRIVENT MODERATELY CONSERVATIVE ALLOCATION PORTFOLIO

SUMMARY PROSPECTUS

This Summary Prospectus is designed to provide investors with key information about the Portfolio in a clear and concise format. Before you invest, you may want to review the Portfolio's complete prospectus, which contains more information about the Portfolio and its risks.

- **If you purchased shares of Thrivent Variable Portfolios through Thrivent Financial:**
You can find the Portfolio's prospectus, reports to shareholders, and other information about the Portfolio online at ThriventPortfolios.com. You can also get this information at no cost by calling 800-847-4839 or by sending an email request to mail@thrivent.com
- **If you purchased shares of Thrivent Variable Portfolios from a firm other than Thrivent Financial:**
You can find the Portfolio's prospectus, reports to shareholders, and other information about the Portfolio online at ThriventPortfolios.com. You can also get this information by calling or emailing your financial advisor.

The Portfolio's prospectus and statement of additional information, both dated April 30, 2020, are incorporated by reference into this Summary Prospectus and may be obtained, free of charge, at the website, phone number or email address noted above.

Shares of the Portfolio are sold only to insurance company separate accounts or to other investment companies funded by insurance company separate accounts. This Summary Prospectus is not intended for use by other investors.

Beginning on January 1, 2021, as permitted by regulations adopted by the U.S. Securities and Exchange Commission, paper copies of the Portfolios' annual and semi-annual shareholder reports will no longer be sent by mail, unless you specifically request paper copies of the reports. Instead, the reports will be made available on the Portfolios' website (ThriventPortfolios.com), and you will be notified by mail each time a report is posted and provided with a website address to access the report.

If you already elected to receive shareholder reports electronically, you will not be affected by this change and you do not need to take any action. You may elect to receive shareholder reports and other communications by enrolling at Thrivent.com/gopaperless.

You may elect to receive all future shareholder reports in paper free of charge. You can call 800-847-4836 to let us know you wish to continue receiving paper copies of your shareholder reports. Your election to receive shareholder reports in paper will apply to all Portfolios held in your insurance company separate account.

Thrivent Moderately Conservative Allocation Portfolio

Investment Objective

Thrivent Moderately Conservative Allocation Portfolio (the "Portfolio") seeks long-term capital growth while providing reasonable stability of principal.

Fees and Expenses

This table describes the fees and expenses that you may pay if you buy and hold shares of the Portfolio. If you own a variable annuity contract or variable life insurance contract, you will have additional expenses including mortality and expense risk charges. Please refer to the prospectus for your variable contract for additional information about charges for those contracts.

SHAREHOLDER FEES (fees paid directly from your investment)	
Maximum Sales Charge (load) Imposed On Purchases (as a % of offering price)	N/A
Maximum Deferred Sales Charge (load) (as a percentage of the lower of the original purchase price or current net asset value)	N/A
ANNUAL PORTFOLIO OPERATING EXPENSES (expenses that you pay each year as a percentage of the value of your investment)	
Management Fees	0.56%
Other Expenses	0.03%
Acquired Fund Fees and Expenses	0.14%
Total Annual Portfolio Operating Expenses	0.73%
Less Fee Waivers and/or Expense Reimbursements ¹	0.13%
Total Annual Portfolio Operating Expenses After Fee Waivers and/or Expense Reimbursements	0.60%

¹ The Adviser has contractually agreed, for as long as the current fee structure is in place and through at least April 30, 2021, to waive an amount equal to any management fees indirectly incurred by the Portfolio as a result of its investment in any other mutual fund for which the Adviser or an affiliate serves as investment adviser, other than Thrivent Cash Management Trust. This contractual provision may be terminated upon the mutual agreement between the Independent Directors of the Portfolio and the Adviser.

EXAMPLE This example is intended to help you compare the cost of investing in the Portfolio with the cost of investing in other mutual funds. The Portfolio is an investment option for variable contracts, and the example does not include charges imposed by variable contracts. If variable contract charges were imposed, your expenses would be higher than those shown. The example assumes that you invest \$10,000 in the Portfolio for the time periods indicated and then redeem all of your shares at the end of those periods. In addition, the example for the 1 Year period reflects the effect of the contractual fee waiver and/or expense

reimbursement. The example also assumes that your investment has a 5% return each year, and that the Portfolio's operating expenses remain the same. Although your actual cost may be higher or lower, based on the foregoing assumptions, your cost would be:

	1 Year	3 Years	5 Years	10 Years
Thrivent Moderately Conservative Allocation Portfolio	\$61	\$220	\$393	\$894

Portfolio Turnover

The Portfolio pays transaction costs, such as commissions, when it buys and sells securities (or "turns over" its portfolio). A higher portfolio turnover rate may indicate higher transaction costs and may result in higher taxes when Portfolio shares are held in a taxable account. These costs, which are not reflected in annual fund operating expenses or in the example, affect the Portfolio's performance. During the most recent fiscal year, the Portfolio's portfolio turnover rate was 179% of the average value of its portfolio.

Principal Strategies

The Portfolio pursues its objective by investing in a combination of other funds managed by the Adviser or an affiliate and directly held financial instruments. The Portfolio is designed for investors who seek long-term capital growth with reasonable stability of principal and more conservative levels of risk and volatility. The Portfolio uses a prescribed asset allocation strategy involving a two-step process that is designed to achieve its desired risk tolerance. The first step is the construction of a model for the allocation of the Portfolio's assets across broad asset categories (namely, debt securities and equity securities). The second step involves the determination of sub-classes within the broad asset categories and target weightings (i.e., what the Adviser determines is the strategic allocation) for these sub-classes. Sub-classes for debt securities may be based on maturity, duration, security type or credit rating (high yield—commonly known as "junk bonds"—or investment grade) and may include leveraged loans, which are senior secured loans that are made by banks or other lending institutions to companies that are rated below investment grade. Sub-classes for equity securities may be based on market capitalization, investment style (such as growth or value), or economic sector.

The use of target weightings for various sub-classes within broad asset categories is intended as a multi-style approach to reduce the risk of investing in securities having common characteristics. The Portfolio may buy

and sell futures contracts to either hedge its exposure or obtain exposure to certain investments.

The Portfolio may invest in foreign securities, including those of issuers in emerging markets. An “emerging market” country is any country determined by the Adviser to have an emerging market economy, considering factors such as the country’s credit rating, its political and economic stability and the development of its financial and capital markets.

Under normal circumstances, the Portfolio invests in the following broad asset classes within the ranges given:

Broad Asset Category	Target Allocation	Allocation Range
Debt Securities.....	63%	35-85%
Equity Securities.....	37%	15-65%

The Portfolio’s actual holdings in each broad asset category may be outside the applicable allocation range from time to time due to differing investment performance among asset categories. The Adviser will rebalance the Portfolio at least annually so that its holdings are within the ranges for the broad asset categories.

The Portfolio pursues its investment strategy by investing primarily in other mutual funds managed by the Adviser or an affiliate. The names of the funds managed by the Adviser or an affiliate which are currently available for investment by the Portfolio are shown in the list below. The list is provided for information purposes only. The Adviser may change the availability of the funds managed by the Adviser or an affiliate for investment by the Portfolio without shareholder approval or advance notice to shareholders.

Debt Securities

- High Yield Bonds
 - Thrivent High Yield Portfolio
- Intermediate/Long-Term Bonds
 - Thrivent Income Portfolio
- Short-Term/Intermediate Bonds
 - Thrivent Limited Maturity Bond Portfolio
- Other
 - Thrivent Core Emerging Markets Debt Fund

Equity Securities

- Small Cap
 - Thrivent Small Cap Stock Portfolio
- Mid Cap
 - Thrivent Mid Cap Stock Portfolio
- Large Cap
 - Thrivent Global Stock Portfolio
 - Thrivent Large Cap Growth Portfolio
 - Thrivent Large Cap Value Portfolio
- Other
 - Thrivent International Allocation Portfolio
 - Thrivent Core International Equity Fund
 - Thrivent Core Low Volatility Equity Fund

Short-Term Debt Securities

- Money Market
 - Thrivent Cash Management Trust
- Other
 - Thrivent Core Short-Term Reserve Fund

Principal Risks

The Portfolio is subject to the following principal investment risks, which you should review carefully and in entirety. The Portfolio may not achieve its investment objective and you could lose money by investing in the Portfolio.

Allocation Risk. The Portfolio’s investment performance depends upon how its assets are allocated across broad asset categories and applicable sub-classes within such categories. Some broad asset categories and sub-classes may perform below expectations or the securities markets generally over short and extended periods. Therefore, a principal risk of investing in the Portfolio is that the allocation strategies used and the allocation decisions made will not produce the desired results.

Interest Rate Risk. Interest rate risk is the risk that prices of debt securities decline in value when interest rates rise for debt securities that pay a fixed rate of interest. Debt securities with longer durations (a measure of price sensitivity of a bond or bond fund to changes in interest rates) or maturities (i.e., the amount of time until a bond’s issuer must pay its principal or face value) tend to be more sensitive to changes in interest rates than debt securities with shorter durations or maturities. Changes by the Federal Reserve to monetary policies could affect interest rates and the value of some securities. In addition, the phase out of LIBOR (the offered rate for short-term Eurodollar deposits between major international banks) by the end of 2021 could lead to increased volatility and illiquidity in certain markets that currently rely on LIBOR to determine interest rates.

Equity Security Risk. Equity securities held by the Portfolio may decline significantly in price, sometimes rapidly or unpredictably, over short or extended periods of time, and such declines may occur because of declines in the equity market as a whole, or because of declines in only a particular country, company, industry, or sector of the market. From time to time, the Portfolio may invest a significant portion of its assets in companies in one or more related sectors or industries which would make the Portfolio more vulnerable to adverse developments affecting such sectors or industries. Equity securities are generally more volatile than most debt securities.

Market Risk. Over time, securities markets generally tend to move in cycles with periods when security prices rise and periods when security prices decline. The value of the Portfolio’s investments may move with these cycles and, in some instances, increase or decrease

more than the applicable market(s) as measured by the Portfolio's benchmark index(es). The securities markets may also decline because of factors that affect a particular industry or due to impacts from the spread of infectious illness, public health threats or similar issues.

Large Cap Risk. Large-sized companies may be unable to respond quickly to new competitive challenges such as changes in technology. They may also not be able to attain the high growth rate of successful smaller companies, especially during extended periods of economic expansion.

Credit Risk. Credit risk is the risk that an issuer of a debt security to which the Portfolio is exposed may no longer be able or willing to pay its debt. As a result of such an event, the debt security may decline in price and affect the value of the Portfolio.

Mortgage-Backed and Other Asset-Backed Securities Risk. The value of mortgage-backed and asset-backed securities will be influenced by the factors affecting the housing market and the assets underlying such securities. As a result, during periods of declining asset value, difficult or frozen credit markets, swings in interest rates, or deteriorating economic conditions, mortgage-related and asset-backed securities may decline in value, face valuation difficulties, become more volatile and/or become illiquid. In addition, both mortgage-backed and asset-backed securities are sensitive to changes in the repayment patterns of the underlying security. If the principal payment on the underlying asset is repaid faster or slower than the holder of the asset-backed or mortgage-backed security anticipates, the price of the security may fall, particularly if the holder must reinvest the repaid principal at lower rates or must continue to hold the security when interest rates rise. This effect may cause the value of the Portfolio to decline and reduce the overall return of the Portfolio.

Government Securities Risk. The Portfolio invests in securities issued or guaranteed by the U.S. government or its agencies and instrumentalities (such as Federal Home Loan Bank, Ginnie Mae, Fannie Mae or Freddie Mac securities). Securities issued or guaranteed by Federal Home Loan Banks, Ginnie Mae, Fannie Mae or Freddie Mac are not issued directly by the U.S. government. Ginnie Mae is a wholly owned U.S. corporation that is authorized to guarantee, with the full faith and credit of the U.S. government, the timely payment of principal and interest of its securities. By contrast, securities issued or guaranteed by U.S. government-related organizations such as Federal Home Loan Banks, Fannie Mae and Freddie Mac are not backed by the full faith and credit of the U.S. government. No assurance can be given that the U.S. government would provide financial support to its agencies and instrumentalities if not required to do so by law. In addition, the value of U.S. government

securities may be affected by changes in the credit rating of the U.S. government.

High Yield Risk. High yield securities – commonly known as “junk bonds” – to which the Portfolio is exposed are considered predominantly speculative with respect to the issuer's continuing ability to make principal and interest payments. If the issuer of the security is in default with respect to interest or principal payments, the value of the Portfolio may be negatively affected. High yield securities generally have a less liquid resale market.

Mid Cap Risk. Medium-sized companies often have greater price volatility, lower trading volume, and less liquidity than larger, more-established companies. These companies tend to have smaller revenues, narrower product lines, less management depth and experience, smaller shares of their product or service markets, fewer financial resources, and less competitive strength than larger companies.

Other Funds Risk. Because the Portfolio invests in other funds managed by the Adviser or an affiliate (“Other Funds”), the performance of the Portfolio is dependent, in part, upon the performance of Other Funds in which the Portfolio may invest. As a result, the Portfolio is subject to the same risks as those faced by the Other Funds. In addition, Other Funds may be subject to additional fees and expenses that will be borne by the Portfolio.

Foreign Securities Risk. Foreign securities generally carry more risk and are more volatile than their domestic counterparts, in part because of potential for higher political and economic risks, lack of reliable information and fluctuations in currency exchange rates where investments are denominated in currencies other than the U.S. dollar. Certain events in foreign markets may adversely affect foreign and domestic issuers, including interruptions in the global supply chain, natural disasters and outbreak of infectious diseases. The Portfolio's investment in any country could be subject to governmental actions such as capital or currency controls, nationalizing a company or industry, expropriating assets, or imposing punitive taxes that would have an adverse effect on security prices, and impair the Portfolio's ability to repatriate capital or income. Foreign securities may also be more difficult to resell than comparable U.S. securities because the markets for foreign securities are often less liquid. Even when a foreign security increases in price in its local currency, the appreciation may be diluted by adverse changes in exchange rates when the security's value is converted to U.S. dollars. Foreign withholding taxes also may apply and errors and delays may occur in the settlement process for foreign securities.

Emerging Markets Risk. The economic and political structures of developing countries in emerging markets, in most cases, do not compare favorably with the U.S.

or other developed countries in terms of wealth and stability, and their financial markets often lack liquidity. Portfolio performance will likely be negatively affected by portfolio exposure to countries and corporations domiciled in or with revenue exposures to countries in the midst of, among other things, hyperinflation, currency devaluation, trade disagreements, sudden political upheaval, or interventionist government policies. Portfolio performance may also be negatively affected by portfolio exposure to countries and corporations domiciled in or with revenue exposures to countries with less developed legal, tax, regulatory, and accounting systems. Significant buying or selling actions by a few major investors may also heighten the volatility of emerging markets. These factors make investing in emerging market countries significantly riskier than in other countries, and events in any one country could cause the Portfolio's share price to decline.

Foreign Currency Risk. The value of a foreign currency may decline against the U.S. dollar, which would reduce the dollar value of securities denominated in that currency. The overall impact of such a decline of foreign currency can be significant, unpredictable, and long lasting, depending on the currencies represented, how each one appreciates or depreciates in relation to the U.S. dollar, and whether currency positions are hedged. Under normal conditions, the Portfolio does not engage in extensive foreign currency hedging programs. Further, exchange rate movements are volatile, and it is not possible to effectively hedge the currency risks of many developing countries.

Investment Adviser Risk. The Portfolio is actively managed and the success of its investment strategy depends significantly on the skills of the Adviser in assessing the potential of the investments in which the Portfolio invests. This assessment of investments may prove incorrect, resulting in losses or poor performance, even in rising markets. There is also no guarantee that the Adviser will be able to effectively implement the Portfolio's investment objective.

Conflicts of Interest Risk. An investment in the Portfolio will be subject to a number of actual or potential conflicts of interest. For example, the Adviser or its affiliates may provide services to the Portfolio for which the Portfolio would compensate the Adviser and/or such affiliates. The Portfolio may invest in other pooled investment vehicles sponsored, managed, or otherwise affiliated with the Adviser, including other Portfolios. The Adviser may have an incentive (financial or otherwise) to enter into transactions or arrangements on behalf of the Portfolio with itself or its affiliates in circumstances where it might not have done so otherwise.

The Adviser or its affiliates manage other investment funds and/or accounts (including proprietary accounts)

and have other clients with investment objectives and strategies that are similar to, or overlap with, the investment objective and strategy of the Portfolio, creating conflicts of interest in investment and allocation decisions regarding the allocation of investments that could be appropriate for the Portfolio and other clients of the Adviser or their affiliates.

Issuer Risk. Issuer risk is the possibility that factors specific to an issuer to which the Portfolio is exposed will affect the market prices of the issuer's securities and therefore the value of the Portfolio.

Quantitative Investing Risk. Quantitative Investing Risk is the risk that securities selected according to a quantitative analysis methodology can perform differently from the market as a whole based on the model and the factors used in the analysis, the weight placed on each factor and changes in the factor's historical trends. Such models are based on assumptions of these and other market factors, and the models may not take into account certain factors, or perform as intended, and may result in a decline in the value of the Portfolio's portfolio.

Leveraged Loan Risk. Leveraged loans (also known as bank loans) are subject to the risks typically associated with debt securities. In addition, leveraged loans, which typically hold a senior position in the capital structure of a borrower, are subject to the risk that a court could subordinate such loans to presently existing or future indebtedness or take other action detrimental to the holders of leveraged loans. Leveraged loans are also subject to the risk that the value of the collateral, if any, securing a loan may decline, be insufficient to meet the obligations of the borrower, or be difficult to liquidate. Some leveraged loans are not as easily purchased or sold as publicly-traded securities and others are illiquid, which may make it more difficult for the Portfolio to value them or dispose of them at an acceptable price. Below investment-grade leveraged loans are typically more credit sensitive. In the event of fraud or misrepresentation, the Portfolio may not be protected under federal securities laws with respect to leveraged loans that may not be in the form of "securities." The settlement period for some leveraged loans may be more than seven days.

Prepayment Risk. When interest rates fall, certain obligations will be paid off by the obligor more quickly than originally anticipated, and a Portfolio may have to invest the proceeds in securities with lower yields. In periods of falling interest rates, the rate of prepayments tends to increase (as does price fluctuation) as borrowers are motivated to pay off debt and refinance at new lower rates. During such periods, reinvestment of the prepayment proceeds by the management team will generally be at lower rates of return than the return on

the assets that were prepaid. Prepayment generally reduces the yield to maturity and the average life of the security.

Derivatives Risk. The use of derivatives (such as futures) involves additional risks and transaction costs which could leave the Portfolio in a worse position than if it had not used these instruments. The Portfolio utilizes equity futures in order to increase or decrease its exposure to various asset classes at a lower cost than trading stocks directly. The use of derivatives can lead to losses because of adverse movements in the price or value of the underlying asset, index or rate, which may be magnified by certain features of the contract. Changes in the value of the derivative may not correlate as intended with the underlying asset, rate or index, and the Portfolio could lose much more than the original amount invested. Derivatives can be highly volatile, illiquid and difficult to value. Certain derivatives may also be subject to counterparty risk, which is the risk that the other party in the transaction will not fulfill its contractual obligations due to its financial condition, market events, or other reasons.

Portfolio Turnover Rate Risk. The Portfolio may engage in active and frequent trading of portfolio securities in implementing its principal investment strategies. A high rate of portfolio turnover (100% or more) involves correspondingly greater expenses which are borne by the Portfolio and its shareholders and may also result in short-term capital gains taxable to shareholders.

Health Crisis Risk. The global pandemic outbreak of the novel coronavirus known as COVID-19 has resulted in substantial market volatility and global business disruption. The duration and full effects of the outbreak are uncertain and may result in trading suspensions and market closures, limit liquidity and the ability of the Portfolio to process shareholder redemptions, and negatively impact Portfolio performance. The COVID-19 outbreak and future pandemics could affect the global economy in ways that cannot be foreseen and may exacerbate other types of risks, negatively impacting the value of the Portfolio.

Performance

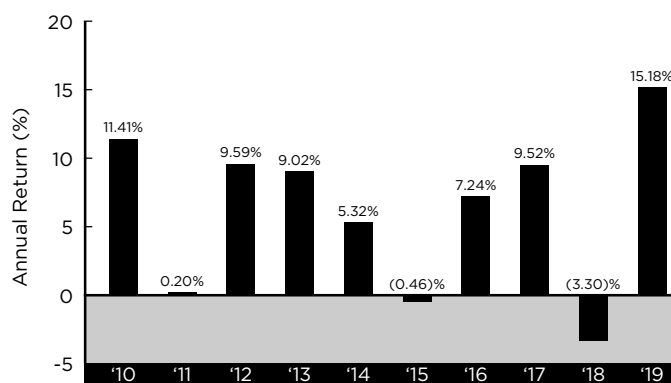
The following bar chart and table provide an indication of the risks of investing in the Portfolio by showing changes in the Portfolio's performance from year to year and by showing how the Portfolio's average annual returns for one-, five- and ten-year periods compared to broad-based securities market indices. The index descriptions appear in the "Index Descriptions" section of the prospectus. Call 800-847-4836 or visit Thrivent.com for performance results current to the most recent month-end.

The bar chart and table include the effects of Portfolio expenses, but not charges or deductions against your

variable contract, and assume that you sold your investment at the end of the period. Because shares of the Portfolio are offered through variable life insurance and variable annuity contracts, you should carefully review the variable contract prospectus for information on applicable charges and expenses. If the charges and deductions against your variable contract were included, returns would be lower than those shown.

How a Portfolio has performed in the past is not necessarily an indication of how it will perform in the future. Performance information provides some indication of the risks of investing in the Portfolio by showing changes in the Portfolio's performance over time.

YEAR-BY-YEAR TOTAL RETURN



Best Quarter:	Q1 '19	+7.13%
Worst Quarter:	Q3 '11	(7.39)%

AVERAGE ANNUAL TOTAL RETURNS (PERIODS ENDING DECEMBER 31, 2019)

	1 Year	5 Years	10 Years
Thrivent Moderately Conservative Allocation Portfolio	15.18%	5.42%	6.22%
S&P 500® Index (reflects no deduction for fees, expenses or taxes)	31.49%	11.70%	13.56%
Bloomberg Barclays U.S. Aggregate Bond Index (reflects no deduction for fees, expenses or taxes)	8.72%	3.05%	3.75%
MSCI All Country World Index ex-USA - USD Net Returns (reflects no deduction for fees, expenses or taxes)	21.51%	5.51%	4.97%

Management

Investment Adviser(s)

The Portfolio is managed by Thrivent Financial for Lutherans ("Thrivent Financial" or the "Adviser").

Portfolio Manager(s)

Mark L. Simenstad, CFA, Darren M. Bagwell, CFA, Stephen D. Lowe, CFA, David S. Royal and David R. Spangler, CFA are jointly and primarily responsible for the day-to-day management of the Portfolio. Mr. Simenstad has served as a portfolio manager of the Portfolio since April 2005. Mr. Bagwell and Mr. Lowe have served as portfolio managers of the Portfolio since April 2016. Mr. Royal has served as portfolio manager of the Portfolio since April 2018. Mr. Spangler has served as a portfolio manager of the Portfolio since February 2019. Mr. Simenstad is Chief Investment Strategist and has been with Thrivent Financial since 1999. Mr. Bagwell is Vice President, Chief Equity Strategist and has been with Thrivent Financial in an investment management capacity since 2002. Mr. Lowe is Vice President of Fixed Income Mutual Funds and Separate Accounts and has been with Thrivent Financial since 1997. He has served as a portfolio manager since 2009. Mr. Royal is Chief Investment Officer and has been with Thrivent Financial since 2006. Mr. Spangler has been with Thrivent Financial since 2002, in an investment management capacity since 2006 and currently is a Senior Portfolio Manager.

Purchase and Sale of Shares

Shares of each series of Thrivent Series Fund, Inc. (the "Fund") may be sold, without any minimum initial or subsequent investment requirements, only to:

- Separate accounts of Thrivent Financial;
- Separate accounts of other insurance companies not affiliated with Thrivent Financial; and
- Other Portfolios of the Fund.

Tax Information

For information about certain tax-related aspects of investing in the Portfolio through a variable contract, please see the variable product prospectus.

Payments to Broker-Dealers and Other Financial Intermediaries

If you purchase the Portfolio through a broker-dealer or other financial intermediary (such as an insurance company), the Portfolio and its related companies may pay the intermediary for the sale of Portfolio shares and related services. These payments may create a conflict of interest by influencing the broker-dealer or other intermediary and your salesperson to recommend the Portfolio over another investment. Ask your salesperson or visit your financial intermediary's website for more information.

APRIL 30, 2020

THRIVENT MONEY MARKET PORTFOLIO SUMMARY PROSPECTUS

This Summary Prospectus is designed to provide investors with key information about the Portfolio in a clear and concise format. Before you invest, you may want to review the Portfolio's complete prospectus, which contains more information about the Portfolio and its risks.

- **If you purchased shares of Thrivent Variable Portfolios through Thrivent Financial:**
You can find the Portfolio's prospectus, reports to shareholders, and other information about the Portfolio online at ThriventPortfolios.com. You can also get this information at no cost by calling 800-847-4839 or by sending an email request to mail@thrivent.com
- **If you purchased shares of Thrivent Variable Portfolios from a firm other than Thrivent Financial:**
You can find the Portfolio's prospectus, reports to shareholders, and other information about the Portfolio online at ThriventPortfolios.com. You can also get this information by calling or emailing your financial advisor.

The Portfolio's prospectus and statement of additional information, both dated April 30, 2020, are incorporated by reference into this Summary Prospectus and may be obtained, free of charge, at the website, phone number or email address noted above.

Shares of the Portfolio are sold only to insurance company separate accounts or to other investment companies funded by insurance company separate accounts. This Summary Prospectus is not intended for use by other investors.

Beginning on January 1, 2021, as permitted by regulations adopted by the U.S. Securities and Exchange Commission, paper copies of the Portfolios' annual and semi-annual shareholder reports will no longer be sent by mail, unless you specifically request paper copies of the reports. Instead, the reports will be made available on the Portfolios' website (ThriventPortfolios.com), and you will be notified by mail each time a report is posted and provided with a website address to access the report.

If you already elected to receive shareholder reports electronically, you will not be affected by this change and you do not need to take any action. You may elect to receive shareholder reports and other communications by enrolling at Thrivent.com/gopaperless.

You may elect to receive all future shareholder reports in paper free of charge. You can call 800-847-4836 to let us know you wish to continue receiving paper copies of your shareholder reports. Your election to receive shareholder reports in paper will apply to all Portfolios held in your insurance company separate account.

Thrivent Money Market Portfolio

Investment Objective

Thrivent Money Market Portfolio (the "Portfolio") seeks to achieve the maximum current income that is consistent with stability of capital and maintenance of liquidity.

Fees and Expenses

This table describes the fees and expenses that you may pay if you buy and hold shares of the Portfolio. If you own a variable annuity contract or variable life insurance contract, you will have additional expenses including mortality and expense risk charges. Please refer to the prospectus for your variable contract for additional information about charges for those contracts.

SHAREHOLDER FEES (fees paid directly from your investment)	
Maximum Sales Charge (load) Imposed On Purchases (as a % of offering price)	N/A
Maximum Deferred Sales Charge (load) (as a percentage of the lower of the original purchase price or current net asset value)	N/A
ANNUAL PORTFOLIO OPERATING EXPENSES (expenses that you pay each year as a percentage of the value of your investment)	
Management Fees	0.35%
Other Expenses	0.10%
Total Annual Portfolio Operating Expenses	0.45%

EXAMPLE This example is intended to help you compare the cost of investing in the Portfolio with the cost of investing in other mutual funds. The Portfolio is an investment option for variable contracts, and the example does not include charges imposed by variable contracts. If variable contract charges were imposed, your expenses would be higher than those shown. The example assumes that you invest \$10,000 in the Portfolio for the time periods indicated and then redeem all of your shares at the end of those periods. The example also assumes that your investment has a 5% return each year, and that the Portfolio's operating expenses remain the same. Although your actual cost may be higher or lower, based on the foregoing assumptions, your cost would be:

	1 Year	3 Years	5 Years	10 Years
Thrivent Money Market Portfolio	\$46	\$144	\$252	\$567

Principal Strategies

The Portfolio seeks to produce current income while maintaining liquidity by investing at least 99.5% of its total assets in government securities, cash and repurchase agreements collateralized fully by government securities or cash. Government securities are any securities issued or guaranteed as to principal or interest by the United States, or by a person controlled or supervised by and acting as an instrumentality of the government of the United States pursuant to authority granted by the Congress of the United States; or any certificate of deposit for any of the foregoing.

The Adviser manages the Portfolio subject to strict rules established by the Securities and Exchange Commission that are designed so that the Portfolio may maintain a stable \$1.00 share price. Those rules generally require the Portfolio, among other things, to invest only in high quality securities that are denominated in U.S. dollars and have short remaining maturities. In addition, the rules require the Portfolio to maintain a dollar-weighted average maturity (WAM) of not more than 60 days and a dollar-weighted average life (WAL) of not more than 120 days. When calculating its WAM, the Portfolio may shorten its maturity by using the interest rate resets of certain adjustable rate securities. Generally, the Portfolio may not take into account these resets when calculating its WAL.

The Adviser typically uses U.S. Treasury securities, short-term discount notes issued by government-related organizations and government securities payable within seven-days or less to provide liquidity for reasonably foreseeable shareholder redemptions and to comply with regulatory requirements. The Adviser invests in other securities by selecting from the available supply of short-term government securities based on its interest rate outlook and analysis of quantitative and technical factors. Although the Portfolio frequently holds securities until maturity, the Adviser may sell securities to increase liquidity. The Adviser will select securities for such sales based on how close the sale price would be to their amortized costs.

Principal Risks

You could lose money by investing in the Portfolio. Although the Portfolio seeks to preserve the value of your investment at \$1.00 per share, it cannot guarantee it will do so. An investment in the Portfolio is not insured or guaranteed by the Federal Deposit Insurance Corporation or any other government agency. The Portfolio's sponsor has no legal obligation to provide financial support to the Portfolio, and you should not expect that the sponsor will provide financial support to

the Portfolio at any time. In addition, the Portfolio is subject to the following principal investment risks.

Government Securities Risk. The Portfolio invests in securities issued or guaranteed by the U.S. government or its agencies and instrumentalities (such as Federal Home Loan Bank, Ginnie Mae, Fannie Mae or Freddie Mac securities). Securities issued or guaranteed by Federal Home Loan Banks, Ginnie Mae, Fannie Mae or Freddie Mac are not issued directly by the U.S. government. Ginnie Mae is a wholly owned U.S. corporation that is authorized to guarantee, with the full faith and credit of the U.S. government, the timely payment of principal and interest of its securities. By contrast, securities issued or guaranteed by U.S. government-related organizations such as Federal Home Loan Banks, Fannie Mae and Freddie Mac are not backed by the full faith and credit of the U.S. government. No assurance can be given that the U.S. government would provide financial support to its agencies and instrumentalities if not required to do so by law. In addition, the value of U.S. government securities may be affected by changes in the credit rating of the U.S. government.

Interest Rate Risk. A weak economy, strong equity markets, or changes by the Federal Reserve in its monetary policies may cause short-term interest rates to increase and affect the Portfolio's ability to maintain a stable share price.

Credit Risk. Credit risk is the risk that an issuer of a debt security to which the Portfolio is exposed may no longer be able or willing to pay its debt. As a result of such an event, the debt security may decline in price and affect the value of the Portfolio.

Redemption Risk. The Portfolio may need to sell portfolio securities to meet redemption requests. The Portfolio could experience a loss when selling portfolio securities to meet redemption requests if there is (i) significant redemption activity by shareholders, including, for example, when a single investor or few large investors make a significant redemption of Portfolio shares, (ii) a disruption in the normal operation of the markets in which the Portfolio buys and sells portfolio securities or (iii) the inability of the Portfolio to sell portfolio securities because such securities are illiquid. In such events, the Portfolio could be forced to sell portfolio securities at unfavorable prices in an effort to generate sufficient cash to pay redeeming shareholders. Although the Portfolio generally does not have the ability to impose liquidity fees or temporarily suspend redemptions, the payment of redemption proceeds could be delayed or denied if the Portfolio is liquidated, to the extent permitted by applicable regulations.

Health Crisis Risk. The global pandemic outbreak of the novel coronavirus known as COVID-19 has resulted

in substantial market volatility and global business disruption. The duration and full effects of the outbreak are uncertain and may result in trading suspensions and market closures, limit liquidity and the ability of the Portfolio to process shareholder redemptions, and negatively impact Portfolio performance. The COVID-19 outbreak and future pandemics could affect the global economy in ways that cannot be foreseen and may exacerbate other types of risks, negatively impacting the value of the Portfolio.

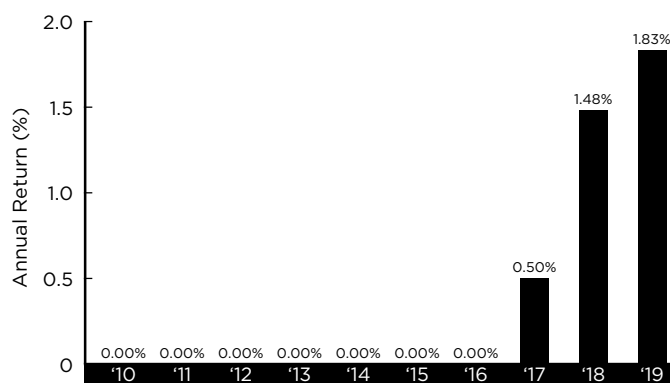
Performance

The following bar chart and table provide an indication of the risks of investing in the Portfolio by showing changes in the Portfolio's performance from year to year and by showing the Portfolio's average annual returns for one-, five- and ten-year periods. Call 800-847-4836 or visit Thrivent.com for performance results current to the most recent month-end.

The bar chart and table include the effects of Portfolio expenses and assume that you sold your investment at the end of the period. On February 1, 2016, the Portfolio changed its investment strategies from those of a prime money market fund to those of a government money market fund. Because shares of the Portfolio are offered through variable life insurance and variable annuity contracts, you should carefully review the variable contract prospectus for information on applicable charges and expenses. If the charges and deductions against your variable contract were included, returns would be lower than those shown.

How a Portfolio has performed in the past is not necessarily an indication of how it will perform in the future. Performance information provides some indication of the risks of investing in the Portfolio by showing changes in the Portfolio's performance over time.

YEAR-BY-YEAR TOTAL RETURN



Best Quarter:	Q2 '19	+0.50%
Worst Quarter: ¹	Q4 '16	+0.00%

¹The Portfolio's performance was 0.00% for Q1 '10 through Q3 '16.

AVERAGE ANNUAL TOTAL RETURNS (PERIODS ENDING DECEMBER 31, 2019)			
	1 Year	5 Years	10 Years
Thrivent Money Market Portfolio	1.83%	0.76%	0.38%

The 7-day yield for the period ended December 31, 2019 was 1.36%. You may call 800-847-4836 to obtain the Portfolio's current yield information.

Management

Investment Adviser(s)

The Portfolio is managed by Thrivent Financial for Lutherans ("Thrivent Financial" or the "Adviser").

Portfolio Manager(s)

William D. Stouten is primarily responsible for the day-to-day management of the Portfolio. Mr. Stouten has served as portfolio manager of the Portfolio since October 2003. Prior to this position, he was a research analyst and trader for the Thrivent money market funds since 2001, when he joined Thrivent Financial.

Purchase and Sale of Shares

Shares of each series of Thrivent Series Fund, Inc. (the "Fund") may be sold, without any minimum initial or subsequent investment requirements, only to:

- Separate accounts of Thrivent Financial;
- Separate accounts of other insurance companies not affiliated with Thrivent Financial; and
- Other Portfolios of the Fund.

Tax Information

For information about certain tax-related aspects of investing in the Portfolio through a variable contract, please see the variable product prospectus.

Payments to Broker-Dealers and Other Financial Intermediaries

If you purchase the Portfolio through a broker-dealer or other financial intermediary (such as an insurance company), the Portfolio and its related companies may pay the intermediary for the sale of Portfolio shares and related services. These payments may create a conflict of interest by influencing the broker-dealer or other intermediary and your salesperson to recommend the Portfolio over another investment. Ask your salesperson or visit your financial intermediary's website for more information.

APRIL 30, 2020

THRIVENT MULTIDIMENSIONAL INCOME PORTFOLIO

SUMMARY PROSPECTUS

This Summary Prospectus is designed to provide investors with key information about the Portfolio in a clear and concise format. Before you invest, you may want to review the Portfolio's complete prospectus, which contains more information about the Portfolio and its risks.

- **If you purchased shares of Thrivent Variable Portfolios through Thrivent Financial:**
You can find the Portfolio's prospectus, reports to shareholders, and other information about the Portfolio online at ThriventPortfolios.com. You can also get this information at no cost by calling 800-847-4839 or by sending an email request to mail@thrivent.com
- **If you purchased shares of Thrivent Variable Portfolios from a firm other than Thrivent Financial:**
You can find the Portfolio's prospectus, reports to shareholders, and other information about the Portfolio online at ThriventPortfolios.com. You can also get this information by calling or emailing your financial advisor.

The Portfolio's prospectus and statement of additional information, both dated April 30, 2020, are incorporated by reference into this Summary Prospectus and may be obtained, free of charge, at the website, phone number or email address noted above.

Shares of the Portfolio are sold only to insurance company separate accounts or to other investment companies funded by insurance company separate accounts. This Summary Prospectus is not intended for use by other investors.

Beginning on January 1, 2021, as permitted by regulations adopted by the U.S. Securities and Exchange Commission, paper copies of the Portfolios' annual and semi-annual shareholder reports will no longer be sent by mail, unless you specifically request paper copies of the reports. Instead, the reports will be made available on the Portfolios' website (ThriventPortfolios.com), and you will be notified by mail each time a report is posted and provided with a website address to access the report.

If you already elected to receive shareholder reports electronically, you will not be affected by this change and you do not need to take any action. You may elect to receive shareholder reports and other communications by enrolling at Thrivent.com/gopaperless.

You may elect to receive all future shareholder reports in paper free of charge. You can call 800-847-4836 to let us know you wish to continue receiving paper copies of your shareholder reports. Your election to receive shareholder reports in paper will apply to all Portfolios held in your insurance company separate account.

Thrivent Multidimensional Income Portfolio

Investment Objective

Thrivent Multidimensional Income Portfolio (the "Portfolio") seeks a high level of current income and, secondarily, growth of capital. The Portfolio's investment objectives may be changed without shareholder approval.

Fees and Expenses

This table describes the fees and expenses that you may pay if you buy and hold shares of the Portfolio. If you own a variable annuity contract or variable life insurance contract, you will have additional expenses including mortality and expense risk charges. Please refer to the prospectus for your variable contract for additional information about charges for those contracts.

SHAREHOLDER FEES (fees paid directly from your investment)	
Maximum Sales Charge (load) Imposed On Purchases (as a % of offering price)	N/A
Maximum Deferred Sales Charge (load) (as a percentage of the lower of the original purchase price or current net asset value)	N/A
ANNUAL PORTFOLIO OPERATING EXPENSES (expenses that you pay each year as a percentage of the value of your investment)	
Management Fees	0.55%
Other Expenses	0.87%
Acquired Fund Fees and Expenses	0.30%
Total Annual Portfolio Operating Expenses	1.72%
Less Fee Waivers and/or Expense Reimbursements ¹	0.47%
Total Annual Portfolio Operating Expenses After Fee Waivers and/or Expense Reimbursements	1.25%

¹ The Adviser has contractually agreed, through at least April 30, 2021, to waive a portion of the management fees associated with the shares of the Thrivent Multidimensional Income Portfolio in order to limit the Total Annual Portfolio Operating Expenses After Fee Waivers and/or Expense Reimbursements to an annual rate of 0.95% of the average daily net assets of the shares. This contractual provision, however, may be terminated before the indicated termination date upon the mutual agreement between the Independent Directors of the Portfolio and the Adviser.

EXAMPLE This example is intended to help you compare the cost of investing in the Portfolio with the cost of investing in other mutual funds. The Portfolio is an investment option for variable contracts, and the example does not include charges imposed by variable contracts. If variable contract charges were imposed, your expenses would be higher than those shown. The example assumes that you invest \$10,000 in the Portfolio for the time periods indicated and then

redeem all of your shares at the end of those periods. In addition, the example for the 1 Year period reflects the effect of the contractual fee waiver and/or expense reimbursement. The example also assumes that your investment has a 5% return each year, and that the Portfolio's operating expenses remain the same. Although your actual cost may be higher or lower, based on the foregoing assumptions, your cost would be:

	1 Year	3 Years	5 Years	10 Years
Thrivent Multidimensional Income Portfolio	\$127	\$496	\$889	\$1,991

Portfolio Turnover

The Portfolio pays transaction costs, such as commissions, when it buys and sells securities (or "turns over" its portfolio). A higher portfolio turnover rate may indicate higher transaction costs and may result in higher taxes when Portfolio shares are held in a taxable account. These costs, which are not reflected in annual fund operating expenses or in the example, affect the Portfolio's performance. During the most recent fiscal year, the Portfolio's portfolio turnover rate was 106% of the average value of its portfolio.

Principal Strategies

The Portfolio seeks to achieve its investment objectives by allocating assets across multiple income and growth producing asset classes and strategies. Debt securities in which the Portfolio invests include high yield, high risk bonds, notes, debentures and other debt obligations commonly known as "junk bonds." At the time of purchase, these high-yield securities are rated within or below the "BB" major rating category by S&P or the "Ba" major rating category by Moody's or are unrated but considered to be of comparable quality by the Adviser. The Portfolio will also implement its investment strategy by investing in convertible bonds and U.S. dollar denominated emerging markets sovereign debt.

The Portfolio also plans to invest in income-producing equity securities, including preferred stock and real estate investment trusts ("REITs"). The Portfolio will invest in other income-producing securities such as shares of closed-end funds ("CEFs"), publicly-traded business development companies ("BDCs"), master limited partnerships ("MLPs"), and exchange-traded funds ("ETFs"). CEFs are investment companies that issue a fixed number of shares that trade on a stock exchange or over-the-counter, typically at a premium or a discount to their net asset value. BDCs are publicly held investment funds that invest primarily in private

and thinly traded public U.S. businesses. MLPs are publicly-traded limited partnerships that are limited by the Internal Revenue Code to only apply to enterprises that engage in certain businesses, mostly pertaining to the use of natural resources. ETFs are investment companies generally designed to track the performance of a securities or other index or benchmark. The Portfolio may also pursue its investment strategy by investing in other mutual funds, including funds managed by the Adviser or an affiliate and unaffiliated funds.

The Portfolio may invest in other securities such as investment-grade corporate bonds, asset-backed securities, mortgage-backed securities (including commercially backed ones), and leveraged loans. The Portfolio utilizes derivatives primarily in the form of U.S. Treasury futures contracts in order to manage the Portfolio's duration, or interest rate risk. The Portfolio may enter into derivatives contracts traded on exchanges or in the over the counter market.

The Adviser uses fundamental, quantitative and technical investment research techniques to determine what to buy and sell. Fundamental techniques assess a security's value based on an issuer's financial profile, management, and business prospects while quantitative and technical techniques involve a more data-oriented analysis of financial information, market trends and price movements.

Principal Risks

The Portfolio is subject to the following principal investment risks, which you should review carefully and in entirety. The Portfolio may not achieve its investment objective and you could lose money by investing in the Portfolio.

Interest Rate Risk. Interest rate risk is the risk that prices of debt securities decline in value when interest rates rise for debt securities that pay a fixed rate of interest. Debt securities with longer durations (a measure of price sensitivity of a bond or bond fund to changes in interest rates) or maturities (i.e., the amount of time until a bond's issuer must pay its principal or face value) tend to be more sensitive to changes in interest rates than debt securities with shorter durations or maturities. Changes by the Federal Reserve to monetary policies could affect interest rates and the value of some securities. In addition, the phase out of LIBOR (the offered rate for short-term Eurodollar deposits between major international banks) by the end of 2021 could lead to increased volatility and illiquidity in certain markets that currently rely on LIBOR to determine interest rates.

Credit Risk. Credit risk is the risk that an issuer of a debt security to which the Portfolio is exposed may no longer be able or willing to pay its debt. As a result of

such an event, the debt security may decline in price and affect the value of the Portfolio.

High Yield Risk. High yield securities – commonly known as “junk bonds” – to which the Portfolio is exposed are considered predominantly speculative with respect to the issuer's continuing ability to make principal and interest payments. If the issuer of the security is in default with respect to interest or principal payments, the value of the Portfolio may be negatively affected. High yield securities generally have a less liquid resale market.

Preferred Securities Risk. There are certain additional risks associated with investing in preferred securities, including, but not limited to, preferred securities may include provisions that permit the issuer, at its discretion, to defer or omit distributions for a stated period without any adverse consequences to the issuer; preferred securities are generally subordinated to bonds and other debt instruments in a company's capital structure in terms of having priority to corporate income and liquidation payments, and therefore will be subject to greater credit risk than more senior debt instruments; preferred securities may be substantially less liquid than many other securities, such as common stocks or U.S. Government securities; generally, traditional preferred securities offer no voting rights with respect to the issuing company unless preferred dividends have been in arrears for a specified number of periods, at which time the preferred security holders may elect a number of directors to the issuer's board; and in certain varying circumstances, an issuer of preferred securities may redeem the securities prior to a specified date.

Closed-End Fund (“CEF”) Risk. Investments in CEFs are subject to various risks, including reliance on management's ability to meet a CEF's investment objective and to manage a CEF's portfolio; fluctuation in the market value of a CEF's shares compared to the changes in the value of the underlying securities that the CEF owns (i.e., trading at a discount or premium to its net asset value); and that CEFs are permitted to invest in a greater amount of “illiquid” securities than typical mutual funds. The Portfolio is subject to a pro-rata share of the management fees and expenses of each CEF in addition to the Portfolio's management fees and expenses, resulting in Portfolio shareholders subject to higher expenses than if they invested directly in CEFs.

Emerging Markets Risk. The economic and political structures of developing countries in emerging markets, in most cases, do not compare favorably with the U.S. or other developed countries in terms of wealth and stability, and their financial markets often lack liquidity. Portfolio performance will likely be negatively affected by portfolio exposure to countries and corporations domiciled in or with revenue exposures to countries in

the midst of, among other things, hyperinflation, currency devaluation, trade disagreements, sudden political upheaval, or interventionist government policies. Portfolio performance may also be negatively affected by portfolio exposure to countries and corporations domiciled in or with revenue exposures to countries with less developed legal, tax, regulatory, and accounting systems. Significant buying or selling actions by a few major investors may also heighten the volatility of emerging markets. These factors make investing in emerging market countries significantly riskier than in other countries, and events in any one country could cause the Portfolio's share price to decline.

Foreign Securities Risk. Foreign securities generally carry more risk and are more volatile than their domestic counterparts, in part because of potential for higher political and economic risks, lack of reliable information and fluctuations in currency exchange rates where investments are denominated in currencies other than the U.S. dollar. Certain events in foreign markets may adversely affect foreign and domestic issuers, including interruptions in the global supply chain, natural disasters and outbreak of infectious diseases. The Portfolio's investment in any country could be subject to governmental actions such as capital or currency controls, nationalizing a company or industry, expropriating assets, or imposing punitive taxes that would have an adverse effect on security prices, and impair the Portfolio's ability to repatriate capital or income. Foreign securities may also be more difficult to resell than comparable U.S. securities because the markets for foreign securities are often less liquid. Even when a foreign security increases in price in its local currency, the appreciation may be diluted by adverse changes in exchange rates when the security's value is converted to U.S. dollars. Foreign withholding taxes also may apply and errors and delays may occur in the settlement process for foreign securities.

Market Risk. Over time, securities markets generally tend to move in cycles with periods when security prices rise and periods when security prices decline. The value of the Portfolio's investments may move with these cycles and, in some instances, increase or decrease more than the applicable market(s) as measured by the Portfolio's benchmark index(es). The securities markets may also decline because of factors that affect a particular industry or due to impacts from the spread of infectious illness, public health threats or similar issues.

Mortgage-Backed and Other Asset-Backed Securities Risk. The value of mortgage-backed and asset-backed securities will be influenced by the factors affecting the housing market and the assets underlying such securities. As a result, during periods of declining asset value, difficult or frozen credit markets, swings in interest rates, or deteriorating economic conditions,

mortgage-related and asset-backed securities may decline in value, face valuation difficulties, become more volatile and/or become illiquid. In addition, both mortgage-backed and asset-backed securities are sensitive to changes in the repayment patterns of the underlying security. If the principal payment on the underlying asset is repaid faster or slower than the holder of the asset-backed or mortgage-backed security anticipates, the price of the security may fall, particularly if the holder must reinvest the repaid principal at lower rates or must continue to hold the security when interest rates rise. This effect may cause the value of the Portfolio to decline and reduce the overall return of the Portfolio.

Convertible Securities Risk. Convertible securities are subject to the usual risks associated with debt securities, such as interest rate risk and credit risk. Convertible securities also react to changes in the value of the common stock into which they convert, and are thus subject to market risk. The Portfolio may also be forced to convert a convertible security at an inopportune time, which may decrease the Portfolio's return.

Government Securities Risk. The Portfolio invests in securities issued or guaranteed by the U.S. government or its agencies and instrumentalities (such as Federal Home Loan Bank, Ginnie Mae, Fannie Mae or Freddie Mac securities). Securities issued or guaranteed by Federal Home Loan Banks, Ginnie Mae, Fannie Mae or Freddie Mac are not issued directly by the U.S. government. Ginnie Mae is a wholly owned U.S. corporation that is authorized to guarantee, with the full faith and credit of the U.S. government, the timely payment of principal and interest of its securities. By contrast, securities issued or guaranteed by U.S. government-related organizations such as Federal Home Loan Banks, Fannie Mae and Freddie Mac are not backed by the full faith and credit of the U.S. government. No assurance can be given that the U.S. government would provide financial support to its agencies and instrumentalities if not required to do so by law. In addition, the value of U.S. government securities may be affected by changes in the credit rating of the U.S. government.

Issuer Risk. Issuer risk is the possibility that factors specific to an issuer to which the Portfolio is exposed will affect the market prices of the issuer's securities and therefore the value of the Portfolio.

Investment Adviser Risk. The Portfolio is actively managed and the success of its investment strategy depends significantly on the skills of the Adviser in assessing the potential of the investments in which the Portfolio invests. This assessment of investments may prove incorrect, resulting in losses or poor performance, even in rising markets. There is also no guarantee that the Adviser will be able to effectively implement the Portfolio's investment objective.

Conflicts of Interest Risk. An investment in the Portfolio will be subject to a number of actual or potential conflicts of interest. For example, the Adviser or its affiliates may provide services to the Portfolio for which the Portfolio would compensate the Adviser and/or such affiliates. The Portfolio may invest in other pooled investment vehicles sponsored, managed, or otherwise affiliated with the Adviser, including other Portfolios. The Adviser may have an incentive (financial or otherwise) to enter into transactions or arrangements on behalf of the Portfolio with itself or its affiliates in circumstances where it might not have done so otherwise.

The Adviser or its affiliates manage other investment funds and/or accounts (including proprietary accounts) and have other clients with investment objectives and strategies that are similar to, or overlap with, the investment objective and strategy of the Portfolio, creating conflicts of interest in investment and allocation decisions regarding the allocation of investments that could be appropriate for the Portfolio and other clients of the Adviser or their affiliates.

Sovereign Debt Risk. Sovereign debt securities are issued or guaranteed by foreign governmental entities. These investments are subject to the risk that a governmental entity may delay or refuse to pay interest or repay principal on its sovereign debt, due, for example, to cash flow problems, insufficient foreign currency reserves, political considerations, the relative size of the governmental entity's debt position in relation to the economy or the failure to put in place economic reforms required by the International Monetary Fund or other multilateral agencies. If a governmental entity defaults, it may ask for more time in which to pay or for further loans. There is no legal process for collecting sovereign debts that a government does not pay nor are there bankruptcy proceedings through which all or part of the sovereign debt that a governmental entity has not repaid may be collected.

Business Development Company ("BDC") Risk. The value of a BDC's investments will be affected by portfolio company specific performance as well as the overall economic environment. Shares of BDCs may trade at prices that reflect a premium above or a discount below the investment company's net asset value, which may be substantial. The Portfolio may be exposed to greater risk and experience higher volatility than would a portfolio that was not invested in BDCs. Additionally, most BDCs employ leverage which can magnify the returns of underlying investments.

Investment in Other Investment Companies Risk. Investing in other investment companies, including CEFs and BDCs, could result in the duplication of certain fees, including management and administrative fees, and may expose the Portfolio to the risks of

owning the underlying investments that the other investment company holds.

Liquidity Risk. Liquidity is the ability to sell a security relatively quickly for a price that most closely reflects the actual value of the security. Dealer inventories of bonds are at or near historic lows in relation to market size, which has the potential to decrease liquidity and increase price volatility in the fixed income markets, particularly during periods of economic or market stress. As a result of this decreased liquidity, the Portfolio may have to accept a lower price to sell a security, sell other securities to raise cash, or give up an investment opportunity, any of which could have a negative effect on performance.

Derivatives Risk. The use of derivatives (such as futures) involves additional risks and transaction costs which could leave the Portfolio in a worse position than if it had not used these instruments. The Portfolio utilizes futures on U.S. Treasuries in order to manage duration. The use of derivatives can lead to losses because of adverse movements in the price or value of the underlying asset, index or rate, which may be magnified by certain features of the contract. Changes in the value of the derivative may not correlate as intended with the underlying asset, rate or index, and the Portfolio could lose much more than the original amount invested. Derivatives can be highly volatile, illiquid and difficult to value. Certain derivatives may also be subject to counterparty risk, which is the risk that the other party in the transaction will not fulfill its contractual obligations due to its financial condition, market events, or other reasons.

Other Funds Risk. Because the Portfolio invests in other funds managed by the Adviser or an affiliate ("Other Funds"), the performance of the Portfolio is dependent, in part, upon the performance of Other Funds in which the Portfolio may invest. As a result, the Portfolio is subject to the same risks as those faced by the Other Funds. In addition, Other Funds may be subject to additional fees and expenses that will be borne by the Portfolio.

Portfolio Turnover Rate Risk. The Portfolio may engage in active and frequent trading of portfolio securities in implementing its principal investment strategies. A high rate of portfolio turnover (100% or more) involves correspondingly greater expenses which are borne by the Portfolio and its shareholders and may also result in short-term capital gains taxable to shareholders.

Health Crisis Risk. The global pandemic outbreak of the novel coronavirus known as COVID-19 has resulted in substantial market volatility and global business disruption. The duration and full effects of the outbreak are uncertain and may result in trading suspensions and market closures, limit liquidity and the ability of the

Portfolio to process shareholder redemptions, and negatively impact Portfolio performance. The COVID-19 outbreak and future pandemics could affect the global economy in ways that cannot be foreseen and may exacerbate other types of risks, negatively impacting the value of the Portfolio.

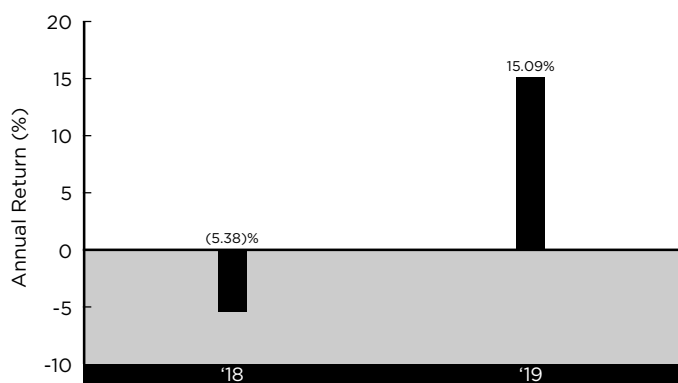
Performance

The following bar chart and table provide an indication of the risks of investing in the Portfolio by showing changes in the Portfolio's performance from year to year and by showing how the Portfolio's average annual returns for the one-year period and since inception compared to broad-based securities market indices. The index descriptions appear in the "Index Descriptions" section of the prospectus. Call 800-847-4836 or visit Thrivent.com for performance results current to the most recent month-end.

The bar chart includes the effects of Portfolio expenses, but not charges or deductions against your variable contract, and assumes that you sold your investment at the end of the period. Because shares of the Portfolio are offered through variable life insurance and variable annuity contracts, you should carefully review the variable contract prospectus for information on applicable charges and expenses. If the charges and deductions against your variable contract were included, returns would be lower than those shown.

How a Portfolio has performed in the past is not necessarily an indication of how it will perform in the future. Performance information provides some indication of the risks of investing in the Portfolio by showing changes in the Portfolio's performance over time.

YEAR-BY-YEAR TOTAL RETURN



Best Quarter:	Q1 '19	+7.03%
Worst Quarter:	Q4 '18	(5.75)%

AVERAGE ANNUAL TOTAL RETURNS (PERIODS ENDING DECEMBER 31, 2019)		
	1 Year	Since Inception (4/28/17)
Thrivent Multidimensional Income Portfolio	15.09%	4.58%
Bloomberg Barclays U.S. Corporate High Yield Bond Index (reflects no deduction for fees, expenses or taxes)	14.32%	5.65%
Bloomberg Barclays U.S. Mortgage-Backed Securities Index (reflects no deduction for fees, expenses or taxes)	6.35%	3.21%
Bloomberg Barclays Emerging Markets USD Sovereign Index (reflects no deduction for fees, expenses or taxes)	13.35%	4.50%
S&P U.S. Preferred Stock Index (reflects no deduction for fees, expenses or taxes)	17.64%	5.49%
S&P/LSTA Leveraged Loan Index (reflects no deduction for fees, expenses or taxes)	8.64%	4.28%

Management

Investment Adviser(s)

The Portfolio is managed by Thrivent Financial for Lutherans ("Thrivent Financial" or the "Adviser").

Portfolio Manager(s)

Mark L. Simenstad, CFA, Gregory R. Anderson, CFA, Paul J. Ocenasek, CFA, Stephen D. Lowe, CFA and Kent L. White, CFA are jointly and primarily responsible for the day-to-day management of the Portfolio. Mr. Simenstad, Mr. Anderson, and Mr. Ocenasek have served as portfolio managers of the Portfolio since April 2017. Mr. Lowe has served as a portfolio manager of the Portfolio since April 2018. Mr. White has served as a portfolio manager of the Fund since July 2019. Mr. Simenstad is Chief Investment Strategist and has been with Thrivent Financial since 1999. Mr. Anderson is Vice President, Fixed Income General Accounts. He has been with Thrivent Financial since 1997 and has served as a portfolio manager since 2000. Mr. Ocenasek has been with Thrivent Financial since 1987 and has served in a portfolio management capacity since 1997. Mr. Lowe is Vice President of Fixed Income Mutual Funds and Separate Accounts and has been with Thrivent Financial since 1997. Mr. White is the director of Investment Grade Research, and he has been with Thrivent Financial since 1999.

Purchase and Sale of Shares

Shares of each series of Thrivent Series Fund, Inc. (the “Fund”) may be sold, without any minimum initial or subsequent investment requirements, only to:

- Separate accounts of Thrivent Financial;
- Separate accounts of other insurance companies not affiliated with Thrivent Financial; and
- Other Portfolios of the Fund.

Tax Information

For information about certain tax-related aspects of investing in the Portfolio through a variable contract, please see the variable product prospectus.

Payments to Broker-Dealers and Other Financial Intermediaries

If you purchase the Portfolio through a broker-dealer or other financial intermediary (such as an insurance company), the Portfolio and its related companies may pay the intermediary for the sale of Portfolio shares and related services. These payments may create a conflict of interest by influencing the broker-dealer or other intermediary and your salesperson to recommend the Portfolio over another investment. Ask your salesperson or visit your financial intermediary’s website for more information.

APRIL 30, 2020

THRIVENT OPPORTUNITY INCOME PLUS PORTFOLIO

SUMMARY PROSPECTUS

This Summary Prospectus is designed to provide investors with key information about the Portfolio in a clear and concise format. Before you invest, you may want to review the Portfolio's complete prospectus, which contains more information about the Portfolio and its risks.

- **If you purchased shares of Thrivent Variable Portfolios through Thrivent Financial:**
You can find the Portfolio's prospectus, reports to shareholders, and other information about the Portfolio online at ThriventPortfolios.com. You can also get this information at no cost by calling 800-847-4839 or by sending an email request to mail@thrivent.com
- **If you purchased shares of Thrivent Variable Portfolios from a firm other than Thrivent Financial:**
You can find the Portfolio's prospectus, reports to shareholders, and other information about the Portfolio online at ThriventPortfolios.com. You can also get this information by calling or emailing your financial advisor.

The Portfolio's prospectus and statement of additional information, both dated April 30, 2020, are incorporated by reference into this Summary Prospectus and may be obtained, free of charge, at the website, phone number or email address noted above.

Shares of the Portfolio are sold only to insurance company separate accounts or to other investment companies funded by insurance company separate accounts. This Summary Prospectus is not intended for use by other investors.

Beginning on January 1, 2021, as permitted by regulations adopted by the U.S. Securities and Exchange Commission, paper copies of the Portfolios' annual and semi-annual shareholder reports will no longer be sent by mail, unless you specifically request paper copies of the reports. Instead, the reports will be made available on the Portfolios' website (ThriventPortfolios.com), and you will be notified by mail each time a report is posted and provided with a website address to access the report.

If you already elected to receive shareholder reports electronically, you will not be affected by this change and you do not need to take any action. You may elect to receive shareholder reports and other communications by enrolling at Thrivent.com/gopaperless.

You may elect to receive all future shareholder reports in paper free of charge. You can call 800-847-4836 to let us know you wish to continue receiving paper copies of your shareholder reports. Your election to receive shareholder reports in paper will apply to all Portfolios held in your insurance company separate account.

Thrivent Opportunity Income Plus Portfolio

Investment Objective

Thrivent Opportunity Income Plus Portfolio (the "Portfolio") seeks a combination of current income and long-term capital appreciation.

Fees and Expenses

This table describes the fees and expenses that you may pay if you buy and hold shares of the Portfolio. If you own a variable annuity contract or variable life insurance contract, you will have additional expenses including mortality and expense risk charges. Please refer to the prospectus for your variable contract for additional information about charges for those contracts.

SHAREHOLDER FEES (fees paid directly from your investment)	
Maximum Sales Charge (load) Imposed On Purchases (as a % of offering price)	N/A
Maximum Deferred Sales Charge (load) (as a percentage of the lower of the original purchase price or current net asset value)	N/A
ANNUAL PORTFOLIO OPERATING EXPENSES (expenses that you pay each year as a percentage of the value of your investment)	
Management Fees	0.50%
Other Expenses	0.13%
Acquired Fund Fees and Expenses	0.02%
Total Annual Portfolio Operating Expenses	0.65%

EXAMPLE This example is intended to help you compare the cost of investing in the Portfolio with the cost of investing in other mutual funds. The Portfolio is an investment option for variable contracts, and the example does not include charges imposed by variable contracts. If variable contract charges were imposed, your expenses would be higher than those shown. The example assumes that you invest \$10,000 in the Portfolio for the time periods indicated and then redeem all of your shares at the end of those periods. The example also assumes that your investment has a 5% return each year, and that the Portfolio's operating expenses remain the same. Although your actual cost may be higher or lower, based on the foregoing assumptions, your cost would be:

	1 Year	3 Years	5 Years	10 Years
Thrivent Opportunity Income Plus Portfolio	\$66	\$208	\$362	\$810

Portfolio Turnover

The Portfolio pays transaction costs, such as commissions, when it buys and sells securities (or "turns over" its portfolio). A higher portfolio turnover rate may indicate higher transaction costs and may result in higher taxes when Portfolio shares are held in a taxable account. These costs, which are not reflected in annual fund operating expenses or in the example, affect the Portfolio's performance. During the most recent fiscal year, the Portfolio's portfolio turnover rate was 195% of the average value of its portfolio.

Principal Strategies

Under normal circumstances, the Portfolio primarily invests in a broad range of debt securities.

The debt securities in which the Portfolio invests may be of any maturity or credit quality, including high yield, high risk bonds, notes, debentures and other debt obligations commonly known as "junk bonds." At the time of purchase, these high-yield securities are rated within or below the "BB" major rating category by S&P or the "Ba" major rating category by Moody's or are unrated but considered to be of comparable quality by the Adviser. The Portfolio may also invest in leveraged loans, which are senior secured loans that are made by banks or other lending institutions to companies that are rated below investment grade. The Portfolio may also invest in investment-grade corporate bonds, asset-backed securities, mortgage-backed securities (including commercially backed ones), sovereign and emerging market debt (both U.S. dollar and non-U.S. dollar denominated), preferred stock, and other types of securities.

The Portfolio utilizes derivatives primarily in the form of U.S. Treasury futures contracts in order to manage the Portfolio's duration, or interest rate risk. The Portfolio may enter into derivatives contracts traded on exchanges or in the over the counter market.

The Portfolio may invest in foreign securities, including those of issuers in emerging markets. An "emerging market" country is any country determined by the Adviser to have an emerging market economy, considering factors such as the country's credit rating, its political and economic stability and the development of its financial and capital markets.

The Portfolio may invest in exchange-traded funds ("ETFs"), which are investment companies generally designed to track the performance of a securities or other index or benchmark.

The Portfolio may also pursue its investment strategy by investing in other mutual funds managed by the Adviser or an affiliate.

The Adviser uses fundamental, quantitative and technical investment research techniques to determine what to buy and sell. Fundamental techniques assess a security's value based on an issuer's financial profile, management, and business prospects while quantitative and technical techniques involve a more data-oriented analysis of financial information, market trends and price movements.

Principal Risks

The Portfolio is subject to the following principal investment risks, which you should review carefully and in entirety. The Portfolio may not achieve its investment objective and you could lose money by investing in the Portfolio.

Interest Rate Risk. Interest rate risk is the risk that prices of debt securities decline in value when interest rates rise for debt securities that pay a fixed rate of interest. Debt securities with longer durations (a measure of price sensitivity of a bond or bond fund to changes in interest rates) or maturities (i.e., the amount of time until a bond's issuer must pay its principal or face value) tend to be more sensitive to changes in interest rates than debt securities with shorter durations or maturities. Changes by the Federal Reserve to monetary policies could affect interest rates and the value of some securities. In addition, the phase out of LIBOR (the offered rate for short-term Eurodollar deposits between major international banks) by the end of 2021 could lead to increased volatility and illiquidity in certain markets that currently rely on LIBOR to determine interest rates.

Credit Risk. Credit risk is the risk that an issuer of a debt security to which the Portfolio is exposed may no longer be able or willing to pay its debt. As a result of such an event, the debt security may decline in price and affect the value of the Portfolio.

Mortgage-Backed and Other Asset-Backed Securities Risk. The value of mortgage-backed and asset-backed securities will be influenced by the factors affecting the housing market and the assets underlying such securities. As a result, during periods of declining asset value, difficult or frozen credit markets, swings in interest rates, or deteriorating economic conditions, mortgage-related and asset-backed securities may decline in value, face valuation difficulties, become more volatile and/or become illiquid. In addition, both mortgage-backed and asset-backed securities are sensitive to changes in the repayment patterns of the underlying security. If the principal payment on the underlying asset is repaid faster or slower than the holder of the asset-backed or mortgage-backed security anticipates, the price of the security may fall, particularly if the holder must reinvest the repaid principal at lower rates or must continue to hold the security when interest rates rise. This effect may cause

the value of the Portfolio to decline and reduce the overall return of the Portfolio.

Leveraged Loan Risk. Leveraged loans (also known as bank loans) are subject to the risks typically associated with debt securities. In addition, leveraged loans, which typically hold a senior position in the capital structure of a borrower, are subject to the risk that a court could subordinate such loans to presently existing or future indebtedness or take other action detrimental to the holders of leveraged loans. Leveraged loans are also subject to the risk that the value of the collateral, if any, securing a loan may decline, be insufficient to meet the obligations of the borrower, or be difficult to liquidate. Some leveraged loans are not as easily purchased or sold as publicly-traded securities and others are illiquid, which may make it more difficult for the Portfolio to value them or dispose of them at an acceptable price. Below investment-grade leveraged loans are typically more credit sensitive. In the event of fraud or misrepresentation, the Portfolio may not be protected under federal securities laws with respect to leveraged loans that may not be in the form of "securities." The settlement period for some leveraged loans may be more than seven days.

Prepayment Risk. When interest rates fall, certain obligations will be paid off by the obligor more quickly than originally anticipated, and a Portfolio may have to invest the proceeds in securities with lower yields. In periods of falling interest rates, the rate of prepayments tends to increase (as does price fluctuation) as borrowers are motivated to pay off debt and refinance at new lower rates. During such periods, reinvestment of the prepayment proceeds by the management team will generally be at lower rates of return than the return on the assets that were prepaid. Prepayment generally reduces the yield to maturity and the average life of the security.

High Yield Risk. High yield securities – commonly known as "junk bonds" – to which the Portfolio is exposed are considered predominantly speculative with respect to the issuer's continuing ability to make principal and interest payments. If the issuer of the security is in default with respect to interest or principal payments, the value of the Portfolio may be negatively affected. High yield securities generally have a less liquid resale market.

Allocation Risk. The Portfolio's investment performance depends upon how its assets are allocated across broad asset categories and applicable sub-classes within such categories. Some broad asset categories and sub-classes may perform below expectations or the securities markets generally over short and extended periods. Therefore, a principal risk of investing in the Portfolio is that the allocation strategies used and the allocation decisions made will not produce the desired results.

Foreign Securities Risk. Foreign securities generally carry more risk and are more volatile than their domestic counterparts, in part because of potential for higher political and economic risks, lack of reliable information and fluctuations in currency exchange rates where investments are denominated in currencies other than the U.S. dollar. Certain events in foreign markets may adversely affect foreign and domestic issuers, including interruptions in the global supply chain, natural disasters and outbreak of infectious diseases. The Portfolio's investment in any country could be subject to governmental actions such as capital or currency controls, nationalizing a company or industry, expropriating assets, or imposing punitive taxes that would have an adverse effect on security prices, and impair the Portfolio's ability to repatriate capital or income. Foreign securities may also be more difficult to resell than comparable U.S. securities because the markets for foreign securities are often less liquid. Even when a foreign security increases in price in its local currency, the appreciation may be diluted by adverse changes in exchange rates when the security's value is converted to U.S. dollars. Foreign withholding taxes also may apply and errors and delays may occur in the settlement process for foreign securities.

Emerging Markets Risk. The economic and political structures of developing countries in emerging markets, in most cases, do not compare favorably with the U.S. or other developed countries in terms of wealth and stability, and their financial markets often lack liquidity. Portfolio performance will likely be negatively affected by portfolio exposure to countries and corporations domiciled in or with revenue exposures to countries in the midst of, among other things, hyperinflation, currency devaluation, trade disagreements, sudden political upheaval, or interventionist government policies. Portfolio performance may also be negatively affected by portfolio exposure to countries and corporations domiciled in or with revenue exposures to countries with less developed legal, tax, regulatory, and accounting systems. Significant buying or selling actions by a few major investors may also heighten the volatility of emerging markets. These factors make investing in emerging market countries significantly riskier than in other countries, and events in any one country could cause the Portfolio's share price to decline.

Sovereign Debt Risk. Sovereign debt securities are issued or guaranteed by foreign governmental entities. These investments are subject to the risk that a governmental entity may delay or refuse to pay interest or repay principal on its sovereign debt, due, for example, to cash flow problems, insufficient foreign currency reserves, political considerations, the relative size of the governmental entity's debt position in relation to the economy or the failure to put in place economic reforms required by the International

Monetary Fund or other multilateral agencies. If a governmental entity defaults, it may ask for more time in which to pay or for further loans. There is no legal process for collecting sovereign debts that a government does not pay nor are there bankruptcy proceedings through which all or part of the sovereign debt that a governmental entity has not repaid may be collected.

Market Risk. Over time, securities markets generally tend to move in cycles with periods when security prices rise and periods when security prices decline. The value of the Portfolio's investments may move with these cycles and, in some instances, increase or decrease more than the applicable market(s) as measured by the Portfolio's benchmark index(es). The securities markets may also decline because of factors that affect a particular industry or due to impacts from the spread of infectious illness, public health threats or similar issues.

Other Funds Risk. Because the Portfolio invests in other funds managed by the Adviser or an affiliate ("Other Funds"), the performance of the Portfolio is dependent, in part, upon the performance of Other Funds in which the Portfolio may invest. As a result, the Portfolio is subject to the same risks as those faced by the Other Funds. In addition, Other Funds may be subject to additional fees and expenses that will be borne by the Portfolio.

Investment Adviser Risk. The Portfolio is actively managed and the success of its investment strategy depends significantly on the skills of the Adviser in assessing the potential of the investments in which the Portfolio invests. This assessment of investments may prove incorrect, resulting in losses or poor performance, even in rising markets. There is also no guarantee that the Adviser will be able to effectively implement the Portfolio's investment objective.

Conflicts of Interest Risk. An investment in the Portfolio will be subject to a number of actual or potential conflicts of interest. For example, the Adviser or its affiliates may provide services to the Portfolio for which the Portfolio would compensate the Adviser and/or such affiliates. The Portfolio may invest in other pooled investment vehicles sponsored, managed, or otherwise affiliated with the Adviser, including other Portfolios. The Adviser may have an incentive (financial or otherwise) to enter into transactions or arrangements on behalf of the Portfolio with itself or its affiliates in circumstances where it might not have done so otherwise.

The Adviser or its affiliates manage other investment funds and/or accounts (including proprietary accounts) and have other clients with investment objectives and strategies that are similar to, or overlap with, the investment objective and strategy of the Portfolio, creating conflicts of interest in investment and allocation decisions regarding the allocation of

investments that could be appropriate for the Portfolio and other clients of the Adviser or their affiliates.

Issuer Risk. Issuer risk is the possibility that factors specific to an issuer to which the Portfolio is exposed will affect the market prices of the issuer's securities and therefore the value of the Portfolio.

Liquidity Risk. Liquidity is the ability to sell a security relatively quickly for a price that most closely reflects the actual value of the security. Dealer inventories of bonds are at or near historic lows in relation to market size, which has the potential to decrease liquidity and increase price volatility in the fixed income markets, particularly during periods of economic or market stress. As a result of this decreased liquidity, the Portfolio may have to accept a lower price to sell a security, sell other securities to raise cash, or give up an investment opportunity, any of which could have a negative effect on performance.

Derivatives Risk. The use of derivatives (such as futures) involves additional risks and transaction costs which could leave the Portfolio in a worse position than if it had not used these instruments. The Portfolio utilizes futures on U.S. Treasuries in order to manage duration. The use of derivatives can lead to losses because of adverse movements in the price or value of the underlying asset, index or rate, which may be magnified by certain features of the contract. Changes in the value of the derivative may not correlate as intended with the underlying asset, rate or index, and the Portfolio could lose much more than the original amount invested. Derivatives can be highly volatile, illiquid and difficult to value. Certain derivatives may also be subject to counterparty risk, which is the risk that the other party in the transaction will not fulfill its contractual obligations due to its financial condition, market events, or other reasons.

ETF Risk. An ETF is subject to the risks of the underlying investments that it holds. In addition, for index-based ETFs, the performance of an ETF may diverge from the performance of such index (commonly known as tracking error). ETFs are subject to fees and expenses (like management fees and operating expenses) that do not apply to an index, and the Portfolio will indirectly bear its proportionate share of any such fees and expenses paid by the ETFs in which it invests. Because ETFs trade on an exchange, there is a risk that an ETF will trade at a discount to net asset value or that investors will fail to bring the trading price in line with the underlying shares (known as the arbitrage mechanism).

Portfolio Turnover Rate Risk. The Portfolio may engage in active and frequent trading of portfolio securities in implementing its principal investment strategies. A high rate of portfolio turnover (100% or more) involves correspondingly greater expenses which

are borne by the Portfolio and its shareholders and may also result in short-term capital gains taxable to shareholders.

Health Crisis Risk. The global pandemic outbreak of the novel coronavirus known as COVID-19 has resulted in substantial market volatility and global business disruption. The duration and full effects of the outbreak are uncertain and may result in trading suspensions and market closures, limit liquidity and the ability of the Portfolio to process shareholder redemptions, and negatively impact Portfolio performance. The COVID-19 outbreak and future pandemics could affect the global economy in ways that cannot be foreseen and may exacerbate other types of risks, negatively impacting the value of the Portfolio.

Performance

The following bar chart and table provide an indication of the risks of investing in the Portfolio by showing changes in the Portfolio's performance from year to year and by showing how the Portfolio's average annual returns for one-, five- and ten-year periods compared to broad-based securities market indices. The index descriptions appear in the "Index Descriptions" section of the prospectus. Call 800-847-4836 or visit Thrivent.com for performance results current to the most recent month-end.

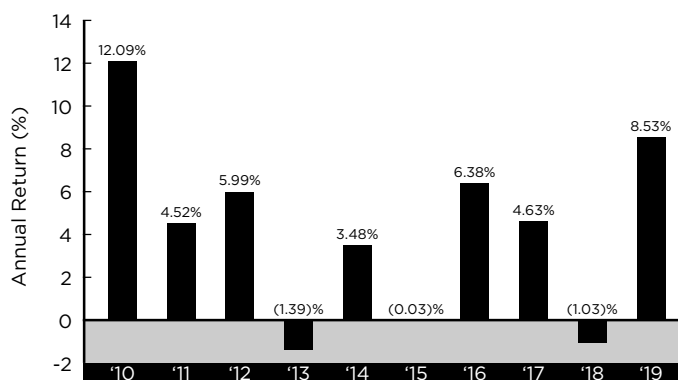
The bar chart includes the effects of Portfolio expenses, but not charges or deductions against your variable contract, and assume that you sold your investment at the end of the period. Because shares of the Portfolio are offered through variable life insurance and variable annuity contracts, you should carefully review the variable contract prospectus for information on applicable charges and expenses. If the charges and deductions against your variable contract were included, returns would be lower than those shown.

Effective August 16, 2013, based on approval of the Portfolio's Board of Directors, the Portfolio's investment objective and principal strategies were changed, which had the effect of converting the Portfolio from one which invested at least 80% of its assets in mortgage-related securities to one which invests in a broad range of fixed-income securities. At the same time, the Portfolio's name changed from Thrivent Mortgage Securities Portfolio to Thrivent Opportunity Income Plus Portfolio. As a result, performance information presented below with respect to periods prior to August 16, 2013, reflects the performance of an investment portfolio that was materially different from the investment portfolio of Thrivent Opportunity Income Plus Portfolio.

How a Portfolio has performed in the past is not necessarily an indication of how it will perform in the future. Performance information provides some

indication of the risks of investing in the Portfolio by showing changes in the Portfolio's performance over time.

YEAR-BY-YEAR TOTAL RETURN



Best Quarter:	Q1 '10	+4.75%
Worst Quarter:	Q2 '13	(2.41)%

AVERAGE ANNUAL TOTAL RETURNS (PERIODS ENDING DECEMBER 31, 2019)			
	1 Year	5 Years	10 Years
Thrivent Opportunity Income Plus Portfolio	8.53%	3.63%	4.24%
Bloomberg Barclays U.S. Mortgage-Backed Securities Index (reflects no deduction for fees, expenses or taxes)	6.35%	2.58%	3.15%
Bloomberg Barclays U.S. High Yield Ba/B 2% Issuer Capped Index (reflects no deduction for fees, expenses or taxes)	15.18%	6.05%	7.43%
S&P/LSTA Leveraged Loan Index (reflects no deduction for fees, expenses or taxes)	8.64%	4.45%	5.01%

Management

Investment Adviser(s)

The Portfolio is managed by Thrivent Financial for Lutherans ("Thrivent Financial" or the "Adviser").

Portfolio Manager(s)

Gregory R. Anderson, CFA, Conrad E. Smith, CFA, Paul J. Ocenasek, CFA, Kent L. White, CFA and Stephen D. Lowe, CFA are jointly and primarily responsible for the day-to-day management of the Portfolio. Mr. Anderson has served as a portfolio manager of the Portfolio since April 2003. Mr. Smith has served as a portfolio manager of the Portfolio since the August 2013. Mr. Ocenasek and Mr. White have served as portfolio managers of the Portfolio since April 2015. Stephen D. Lowe, CFA has served as a portfolio manager of the Portfolio since April 2018. Mr. Anderson is Vice

President, Fixed Income General Accounts. He has been with Thrivent Financial since 1997 and has served as a portfolio manager since 2000. Mr. Smith has been with Thrivent Financial since 2004 and also manages the leveraged loan portfolio and the high yield bond portfolio of Thrivent Financial's general account. Mr. Ocenasek has been with Thrivent Financial since 1987 and has served in a portfolio management capacity since 1997. Mr. White is the Director of Investment Grade Research at Thrivent Financial and has been with the firm since 1999. Mr. Lowe is Vice President of Fixed Income Mutual Funds and Separate Accounts and has been with Thrivent Financial since 1997.

Purchase and Sale of Shares

Shares of each series of Thrivent Series Fund, Inc. (the "Fund") may be sold, without any minimum initial or subsequent investment requirements, only to:

- Separate accounts of Thrivent Financial;
- Separate accounts of other insurance companies not affiliated with Thrivent Financial; and
- Other Portfolios of the Fund.

Tax Information

For information about certain tax-related aspects of investing in the Portfolio through a variable contract, please see the variable product prospectus.

Payments to Broker-Dealers and Other Financial Intermediaries

If you purchase the Portfolio through a broker-dealer or other financial intermediary (such as an insurance company), the Portfolio and its related companies may pay the intermediary for the sale of Portfolio shares and related services. These payments may create a conflict of interest by influencing the broker-dealer or other intermediary and your salesperson to recommend the Portfolio over another investment. Ask your salesperson or visit your financial intermediary's website for more information.

APRIL 30, 2020

THRIVENT PARTNER EMERGING MARKETS EQUITY PORTFOLIO SUMMARY PROSPECTUS

This Summary Prospectus is designed to provide investors with key information about the Portfolio in a clear and concise format. Before you invest, you may want to review the Portfolio's complete prospectus, which contains more information about the Portfolio and its risks.

- **If you purchased shares of Thrivent Variable Portfolios through Thrivent Financial:**
You can find the Portfolio's prospectus, reports to shareholders, and other information about the Portfolio online at ThriventPortfolios.com. You can also get this information at no cost by calling 800-847-4839 or by sending an email request to mail@thrivent.com
- **If you purchased shares of Thrivent Variable Portfolios from a firm other than Thrivent Financial:**
You can find the Portfolio's prospectus, reports to shareholders, and other information about the Portfolio online at ThriventPortfolios.com. You can also get this information by calling or emailing your financial advisor.

The Portfolio's prospectus and statement of additional information, both dated April 30, 2020, are incorporated by reference into this Summary Prospectus and may be obtained, free of charge, at the website, phone number or email address noted above.

Shares of the Portfolio are sold only to insurance company separate accounts or to other investment companies funded by insurance company separate accounts. This Summary Prospectus is not intended for use by other investors.

Beginning on January 1, 2021, as permitted by regulations adopted by the U.S. Securities and Exchange Commission, paper copies of the Portfolios' annual and semi-annual shareholder reports will no longer be sent by mail, unless you specifically request paper copies of the reports. Instead, the reports will be made available on the Portfolios' website (ThriventPortfolios.com), and you will be notified by mail each time a report is posted and provided with a website address to access the report.

If you already elected to receive shareholder reports electronically, you will not be affected by this change and you do not need to take any action. You may elect to receive shareholder reports and other communications by enrolling at Thrivent.com/gopaperless.

You may elect to receive all future shareholder reports in paper free of charge. You can call 800-847-4836 to let us know you wish to continue receiving paper copies of your shareholder reports. Your election to receive shareholder reports in paper will apply to all Portfolios held in your insurance company separate account.

Thrivent Partner Emerging Markets Equity Portfolio

Investment Objective

Thrivent Partner Emerging Markets Equity Portfolio (the "Portfolio") seeks long-term capital growth.

Fees and Expenses

This table describes the fees and expenses that you may pay if you buy and hold shares of the Portfolio. If you own a variable annuity contract or variable life insurance contract, you will have additional expenses including mortality and expense risk charges. Please refer to the prospectus for your variable contract for additional information about charges for those contracts.

SHAREHOLDER FEES (fees paid directly from your investment)	
Maximum Sales Charge (load) Imposed On Purchases (as a % of offering price)	N/A
Maximum Deferred Sales Charge (load) (as a percentage of the lower of the original purchase price or current net asset value)	N/A
ANNUAL PORTFOLIO OPERATING EXPENSES (expenses that you pay each year as a percentage of the value of your investment)	
Management Fees	0.95%
Other Expenses	0.35%
Total Annual Portfolio Operating Expenses	1.30%
Less Fee Waivers and/or Expense Reimbursements ¹	0.10%
Total Annual Portfolio Operating Expenses After Fee Waivers and/or Expense Reimbursements	1.20%

¹ The Adviser has contractually agreed, through at least April 30, 2021, to waive a portion of the management fees associated with the shares of the Thrivent Partner Emerging Markets Equity Portfolio in order to limit the Total Annual Portfolio Operating Expenses After Fee Waivers and/or Expense Reimbursements to an annual rate of 1.20% of the average daily net assets of the shares. This contractual provision, however, may be terminated before the indicated termination date upon the mutual agreement between the Independent Directors of the Portfolio and the Adviser.

EXAMPLE This example is intended to help you compare the cost of investing in the Portfolio with the cost of investing in other mutual funds. The Portfolio is an investment option for variable contracts, and the example does not include charges imposed by variable contracts. If variable contract charges were imposed, your expenses would be higher than those shown. The example assumes that you invest \$10,000 in the Portfolio for the time periods indicated and then redeem all of your shares at the end of those periods. In addition, the example for the 1 Year period reflects the effect of the contractual fee waiver and/or expense reimbursement. The example also assumes that your

investment has a 5% return each year, and that the Portfolio's operating expenses remain the same. Although your actual cost may be higher or lower, based on the foregoing assumptions, your cost would be:

	1 Year	3 Years	5 Years	10 Years
Thrivent Partner Emerging Markets Equity Portfolio	\$122	\$402	\$703	\$1,559

Portfolio Turnover

The Portfolio pays transaction costs, such as commissions, when it buys and sells securities (or "turns over" its portfolio). A higher portfolio turnover rate may indicate higher transaction costs and may result in higher taxes when Portfolio shares are held in a taxable account. These costs, which are not reflected in annual fund operating expenses or in the example, affect the Portfolio's performance. During the most recent fiscal year, the Portfolio's portfolio turnover rate was 21% of the average value of its portfolio.

Principal Strategies

Under normal circumstances, the Portfolio invests at least 80% of its net assets (plus the amount of any borrowing for investment purposes), at the time of initial purchase, in emerging market equities, including common stock, preferred stock, convertible securities, depositary receipts and rights and warrants to buy common stocks. A security is considered to be an "emerging market" security if issued by a company that Portfolio management has determined meets one or more of the following criteria:

- is organized under the laws of, or has its principal office in, an emerging market country;
- has its principal securities trading market in an emerging market country; and/or
- derives a majority of its annual revenue or earnings or assets from goods produced, sales made or services performed in an emerging market country.

An "emerging market" country is any country determined by the Adviser or subadviser to have an emerging market economy, considering factors such as the country's credit rating, its political and economic stability and the development of its financial and capital markets. These emerging market countries include every nation in the world except the U.S., Canada, Israel, Japan, Australia, New Zealand, Hong Kong, Singapore and all nations typically considered part of Western Europe. At times, the Portfolio may have a significant amount of its assets invested in a country or geographic region.

The Portfolio may also invest in equity securities of issuers that are not tied economically to emerging market countries. The Portfolio may invest in securities denominated in U.S. dollars and currencies of emerging market countries in which it may invest. The Portfolio typically has full currency exposure to those markets in which it invests.

The Portfolio may invest in securities of any market capitalization, including small and mid-cap securities.

The Portfolio may invest in securities of any market sector and may hold a significant amount of securities of companies, from time to time, within a single sector such as financials.

The Portfolio's subadviser, Aberdeen Asset Managers Limited ("Aberdeen"), uses a disciplined investment process based on its proprietary research to determine security selection. Aberdeen seeks to identify "quality" companies, based on factors such as strength of management and business, that trade at reasonable valuations, based on factors such as earnings growth and other key financial measurements. Aberdeen also evaluates matters of long term value by examining a spectrum of considerations such as governance and risk management, including those risks often referred to as environmental, social and governance factors ("ESG"). ESG analysis is fully integrated into investment decisions for all equity holdings. As such, Aberdeen evaluates ESG factors as part of the investment analysis process and this forms an integral component of Aberdeen's quality rating for all companies. Aberdeen makes investments for the long-term, although it may sell a security when it perceives a company's business direction or growth prospects to have changed or the company's valuations are no longer attractive.

Should the Adviser determine that the Portfolio would benefit from reducing the percentage of its net assets invested in emerging market equities from 80% to a lesser amount, it will notify you at least 60 days prior to the change.

Principal Risks

The Portfolio is subject to the following principal investment risks, which you should review carefully and in entirety. The Portfolio may not achieve its investment objective and you could lose money by investing in the Portfolio.

Emerging Markets Risk. The economic and political structures of developing countries in emerging markets, in most cases, do not compare favorably with the U.S. or other developed countries in terms of wealth and stability, and their financial markets often lack liquidity. Portfolio performance will likely be negatively affected by portfolio exposure to countries and corporations domiciled in or with revenue exposures to countries in the midst of, among other things, hyperinflation,

currency devaluation, trade disagreements, sudden political upheaval, or interventionist government policies. Portfolio performance may also be negatively affected by portfolio exposure to countries and corporations domiciled in or with revenue exposures to countries with less developed legal, tax, regulatory, and accounting systems. Significant buying or selling actions by a few major investors may also heighten the volatility of emerging markets. These factors make investing in emerging market countries significantly riskier than in other countries, and events in any one country could cause the Portfolio's share price to decline.

Foreign Securities Risk. Foreign securities generally carry more risk and are more volatile than their domestic counterparts, in part because of potential for higher political and economic risks, lack of reliable information and fluctuations in currency exchange rates where investments are denominated in currencies other than the U.S. dollar. Certain events in foreign markets may adversely affect foreign and domestic issuers, including interruptions in the global supply chain, natural disasters and outbreak of infectious diseases. The Portfolio's investment in any country could be subject to governmental actions such as capital or currency controls, nationalizing a company or industry, expropriating assets, or imposing punitive taxes that would have an adverse effect on security prices, and impair the Portfolio's ability to repatriate capital or income. Foreign securities may also be more difficult to resell than comparable U.S. securities because the markets for foreign securities are often less liquid. Even when a foreign security increases in price in its local currency, the appreciation may be diluted by adverse changes in exchange rates when the security's value is converted to U.S. dollars. Foreign withholding taxes also may apply and errors and delays may occur in the settlement process for foreign securities.

Equity Security Risk. Equity securities held by the Portfolio may decline significantly in price, sometimes rapidly or unpredictably, over short or extended periods of time, and such declines may occur because of declines in the equity market as a whole, or because of declines in only a particular country, company, industry, or sector of the market. From time to time, the Portfolio may invest a significant portion of its assets in companies in one or more related sectors or industries which would make the Portfolio more vulnerable to adverse developments affecting such sectors or industries. Equity securities are generally more volatile than most debt securities.

Market Risk. Over time, securities markets generally tend to move in cycles with periods when security prices rise and periods when security prices decline. The value of the Portfolio's investments may move with these cycles and, in some instances, increase or decrease

more than the applicable market(s) as measured by the Portfolio's benchmark index(es). The securities markets may also decline because of factors that affect a particular industry or due to impacts from the spread of infectious illness, public health threats or similar issues.

Financial Sector Risk. To the extent that the financials sector continues to represent a significant portion of the Portfolio, the Portfolio will be sensitive to changes in, and its performance may depend to a greater extent on, factors impacting this sector. Performance of companies in the financials sector may be adversely impacted by many factors, including, among others, government regulations, economic conditions, credit rating downgrades, changes in interest rates, and decreased liquidity in credit markets. The impact of more stringent capital requirements, recent or future regulation of any individual financial company or recent or future regulation of the financials sector as a whole cannot be predicted. In recent years, cyber attacks and technology malfunctions and failures have become increasingly frequent in this sector and have caused significant losses.

Foreign Currency Risk. The value of a foreign currency may decline against the U.S. dollar, which would reduce the dollar value of securities denominated in that currency. The overall impact of such a decline of foreign currency can be significant, unpredictable, and long lasting, depending on the currencies represented, how each one appreciates or depreciates in relation to the U.S. dollar, and whether currency positions are hedged. Under normal conditions, the Portfolio does not engage in extensive foreign currency hedging programs. Further, exchange rate movements are volatile, and it is not possible to effectively hedge the currency risks of many developing countries.

Issuer Risk. Issuer risk is the possibility that factors specific to an issuer to which the Portfolio is exposed will affect the market prices of the issuer's securities and therefore the value of the Portfolio.

Investment Adviser Risk. The Portfolio is actively managed and the success of its investment strategy depends significantly on the skills of the Adviser or subadviser in assessing the potential of the investments in which the Portfolio invests. This assessment of investments may prove incorrect, resulting in losses or poor performance, even in rising markets. There is also no guarantee that the Adviser will be able to effectively implement the Portfolio's investment objective.

Large Cap Risk. Large-sized companies may be unable to respond quickly to new competitive challenges such as changes in technology. They may also not be able to attain the high growth rate of successful smaller companies, especially during extended periods of economic expansion.

Mid Cap Risk. Medium-sized companies often have greater price volatility, lower trading volume, and less liquidity than larger, more-established companies. These companies tend to have smaller revenues, narrower product lines, less management depth and experience, smaller shares of their product or service markets, fewer financial resources, and less competitive strength than larger companies.

Small Cap Risk. Smaller, less seasoned companies often have greater price volatility, lower trading volume, and less liquidity than larger, more established companies. These companies tend to have small revenues, narrower product lines, less management depth and experience, small shares of their product or service markets, fewer financial resources, and less competitive strength than larger companies. Such companies seldom pay significant dividends that could soften the impact of a falling market on returns.

Preferred Securities Risk. There are certain additional risks associated with investing in preferred securities, including, but not limited to, preferred securities may include provisions that permit the issuer, at its discretion, to defer or omit distributions for a stated period without any adverse consequences to the issuer; preferred securities are generally subordinated to bonds and other debt instruments in a company's capital structure in terms of having priority to corporate income and liquidation payments, and therefore will be subject to greater credit risk than more senior debt instruments; preferred securities may be substantially less liquid than many other securities, such as common stocks or U.S. Government securities; generally, traditional preferred securities offer no voting rights with respect to the issuing company unless preferred dividends have been in arrears for a specified number of periods, at which time the preferred security holders may elect a number of directors to the issuer's board; and in certain varying circumstances, an issuer of preferred securities may redeem the securities prior to a specified date.

Convertible Securities Risk. Convertible securities are subject to the usual risks associated with debt securities, such as interest rate risk and credit risk. Convertible securities also react to changes in the value of the common stock into which they convert, and are thus subject to market risk. The Portfolio may also be forced to convert a convertible security at an inopportune time, which may decrease the Portfolio's return.

Health Crisis Risk. The global pandemic outbreak of the novel coronavirus known as COVID-19 has resulted in substantial market volatility and global business disruption. The duration and full effects of the outbreak are uncertain and may result in trading suspensions and market closures, limit liquidity and the ability of the Portfolio to process shareholder redemptions, and negatively impact Portfolio performance. The COVID-19

outbreak and future pandemics could affect the global economy in ways that cannot be foreseen and may exacerbate other types of risks, negatively impacting the value of the Portfolio.

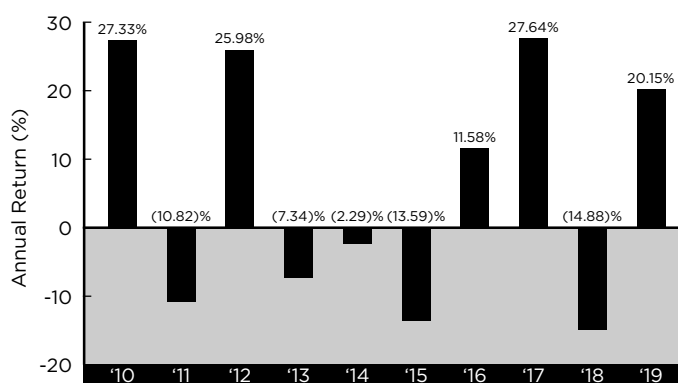
Performance

The following bar chart and table provide an indication of the risks of investing in the Portfolio by showing changes in the Portfolio's performance from year to year and by showing how the Portfolio's average annual returns for one-, five- and ten-year periods compared to a broad-based securities market index. The index description appears in the "Index Descriptions" section of the prospectus. Call 800-847-4836 or visit Thrivent.com for performance results current to the most recent month-end.

The bar chart includes the effects of Portfolio expenses, but not charges or deductions against your variable contract, and assume that you sold your investment at the end of the period. Because shares of the Portfolio are offered through variable life insurance and variable annuity contracts, you should carefully review the variable contract prospectus for information on applicable charges and expenses. If the charges and deductions against your variable contract were included, returns would be lower than those shown.

How a Portfolio has performed in the past is not necessarily an indication of how it will perform in the future. Performance information provides some indication of the risks of investing in the Portfolio by showing changes in the Portfolio's performance over time.

YEAR-BY-YEAR TOTAL RETURN



Best Quarter:	Q3 '10	+19.86%
Worst Quarter:	Q3 '11	(17.20)%

AVERAGE ANNUAL TOTAL RETURNS (PERIODS ENDING DECEMBER 31, 2019)			
	1 Year	5 Years	10 Years
Thrivent Partner Emerging Markets Equity Portfolio	20.15%	4.71%	5.01%
MSCI Emerging Markets Index - USD Net Returns (reflects no deduction for fees, expenses or taxes)	18.42%	5.61%	3.68%

Management

Investment Adviser(s)

The Portfolio is managed by Thrivent Financial for Lutherans ("Thrivent Financial" or the "Adviser"), which has engaged Aberdeen Asset Managers Limited ("Aberdeen") to subadvise the Portfolio.

Portfolio Manager(s)

Aberdeen uses a team-based approach, with the following team members being jointly and primarily responsible for day-to-day management. **Hugh Young**, Managing Director – Asia, has managed the Portfolio since April 2008. **Devan Kaloo**, Global Head of Equities/Head of Global Emerging Markets Equities, has managed the Portfolio since April 2008. **Joanne Irvine**, Deputy Head of Global Emerging Markets, has managed the Portfolio since April 2008. **Mark Gordon-James, CFA**, Investment Director, has managed the Portfolio since April 2008. **Flavia Cheong, CFA**, Head of Equities – Asia Pacific, has managed the Portfolio since April 2008.

Purchase and Sale of Shares

Shares of each series of Thrivent Series Fund, Inc. (the "Fund") may be sold, without any minimum initial or subsequent investment requirements, only to:

- Separate accounts of Thrivent Financial;
- Separate accounts of other insurance companies not affiliated with Thrivent Financial; and
- Other Portfolios of the Fund.

Tax Information

For information about certain tax-related aspects of investing in the Portfolio through a variable contract, please see the variable product prospectus.

Payments to Broker-Dealers and Other Financial Intermediaries

If you purchase the Portfolio through a broker-dealer or other financial intermediary (such as an insurance company), the Portfolio and its related companies may pay the intermediary for the sale of Portfolio shares and related services. These payments may create a conflict of interest by influencing the broker-dealer or other intermediary and your salesperson to recommend the Portfolio over another investment. Ask your salesperson or visit your financial intermediary's website for more information.

APRIL 30, 2020

THRIVENT PARTNER GROWTH STOCK PORTFOLIO

SUMMARY PROSPECTUS

This Summary Prospectus is designed to provide investors with key information about the Portfolio in a clear and concise format. Before you invest, you may want to review the Portfolio's complete prospectus, which contains more information about the Portfolio and its risks.

- **If you purchased shares of Thrivent Variable Portfolios through Thrivent Financial:**
You can find the Portfolio's prospectus, reports to shareholders, and other information about the Portfolio online at ThriventPortfolios.com. You can also get this information at no cost by calling 800-847-4839 or by sending an email request to mail@thrivent.com
- **If you purchased shares of Thrivent Variable Portfolios from a firm other than Thrivent Financial:**
You can find the Portfolio's prospectus, reports to shareholders, and other information about the Portfolio online at ThriventPortfolios.com. You can also get this information by calling or emailing your financial advisor.

The Portfolio's prospectus and statement of additional information, both dated April 30, 2020, are incorporated by reference into this Summary Prospectus and may be obtained, free of charge, at the website, phone number or email address noted above.

Shares of the Portfolio are sold only to insurance company separate accounts or to other investment companies funded by insurance company separate accounts. This Summary Prospectus is not intended for use by other investors.

Beginning on January 1, 2021, as permitted by regulations adopted by the U.S. Securities and Exchange Commission, paper copies of the Portfolios' annual and semi-annual shareholder reports will no longer be sent by mail, unless you specifically request paper copies of the reports. Instead, the reports will be made available on the Portfolios' website (ThriventPortfolios.com), and you will be notified by mail each time a report is posted and provided with a website address to access the report.

If you already elected to receive shareholder reports electronically, you will not be affected by this change and you do not need to take any action. You may elect to receive shareholder reports and other communications by enrolling at Thrivent.com/gopaperless.

You may elect to receive all future shareholder reports in paper free of charge. You can call 800-847-4836 to let us know you wish to continue receiving paper copies of your shareholder reports. Your election to receive shareholder reports in paper will apply to all Portfolios held in your insurance company separate account.

Thrivent Partner Growth Stock Portfolio

Investment Objectives

The investment objective of the Thrivent Partner Growth Stock Portfolio (the "Portfolio") is to achieve long-term growth of capital and, secondarily, increase dividend income.

Fees and Expenses

This table describes the fees and expenses that you may pay if you buy and hold shares of the Portfolio. If you own a variable annuity contract or variable life insurance contract, you will have additional expenses including mortality and expense risk charges. Please refer to the prospectus for your variable contract for additional information about charges for those contracts.

SHAREHOLDER FEES (fees paid directly from your investment)	
Maximum Sales Charge (load) Imposed On Purchases (as a % of offering price)	N/A
Maximum Deferred Sales Charge (load) (as a percentage of the lower of the original purchase price or current net asset value)	N/A
ANNUAL PORTFOLIO OPERATING EXPENSES (expenses that you pay each year as a percentage of the value of your investment)	
Management Fees	0.65%
Other Expenses	0.08%
Total Annual Portfolio Operating Expenses	0.73%

EXAMPLE This example is intended to help you compare the cost of investing in the Portfolio with the cost of investing in other mutual funds. The Portfolio is an investment option for variable contracts, and the example does not include charges imposed by variable contracts. If variable contract charges were imposed, your expenses would be higher than those shown. The example assumes that you invest \$10,000 in the Portfolio for the time periods indicated and then redeem all of your shares at the end of those periods. The example also assumes that your investment has a 5% return each year, and that the Portfolio's operating expenses remain the same. Although your actual cost may be higher or lower, based on the foregoing assumptions, your cost would be:

	1 Year	3 Years	5 Years	10 Years
Thrivent Partner Growth Stock Portfolio	\$75	\$233	\$406	\$906

Portfolio Turnover

The Portfolio pays transaction costs, such as commissions, when it buys and sells securities (or "turns over" its portfolio). A higher portfolio turnover rate may indicate higher transaction costs and may result in higher taxes when Portfolio shares are held in a taxable account. These costs, which are not reflected in annual fund operating expenses or in the example, affect the Portfolio's performance. During the most recent fiscal year, the Portfolio's portfolio turnover rate was 29% of the average value of its portfolio.

Principal Strategies

The Portfolio's principal strategy for achieving its investment objectives under normal circumstances is to invest at least 80% of net assets (plus the amount of any borrowing for investment purposes) in common stocks. Should the Adviser determine that the Portfolio would benefit from reducing the percentage of its assets invested in common stocks from 80% to a lesser amount, it will notify you at least 60 days prior to such a change.

The Portfolio concentrates its investments in growth companies. The Portfolio's subadviser, T. Rowe Price Associates, Inc. ("T. Rowe Price"), seeks investments in companies that have the ability to pay increasing dividends through strong cash flow. The subadviser generally looks for companies with an above-average rate of earnings growth and a lucrative niche in the economy that gives them the ability to sustain earnings momentum even during times of slow economic growth. T. Rowe Price believes that when a company increases its earnings faster than both inflation and the overall economy, the market will eventually reward it with a higher stock price. The Portfolio may at times invest significantly in certain sectors, such as the information technology sector.

In pursuing the Portfolio's investment objectives, T. Rowe Price has the discretion to purchase some securities that do not meet its normal investment criteria, as described above, when it believes such purchase will provide an opportunity for substantial appreciation. These situations might arise when T. Rowe Price believes a security could increase in value for a variety of reasons including a change in management, an extraordinary corporate event, a new product introduction or innovation, or a favorable competitive development.

While the Portfolio invests primarily (at least 80%) in common stocks, it may also invest in foreign stocks (up to 30% of total assets), and futures and options to obtain investment exposure or for hedging, in keeping with the Portfolio's objectives.

The Portfolio may sell securities for a variety of reasons, such as to secure gains, limit losses, or reposition assets into more promising opportunities.

Principal Risks

The Portfolio is subject to the following principal investment risks, which you should review carefully and in entirety. The Portfolio may not achieve its investment objectives and you could lose money by investing in the Portfolio.

Growth Investing Risk. Growth style investing includes the risk of investing in securities whose prices historically have been more volatile than other securities, especially over the short term. Growth stock prices reflect projections of future earnings or revenues and, if a company's earnings or revenues fall short of expectations, its stock price may fall dramatically.

Equity Security Risk. Equity securities held by the Portfolio may decline significantly in price, sometimes rapidly or unpredictably, over short or extended periods of time, and such declines may occur because of declines in the equity market as a whole, or because of declines in only a particular country, company, industry, or sector of the market. From time to time, the Portfolio may invest a significant portion of its assets in companies in one or more related sectors or industries which would make the Portfolio more vulnerable to adverse developments affecting such sectors or industries. Equity securities are generally more volatile than most debt securities.

Market Risk. Over time, securities markets generally tend to move in cycles with periods when security prices rise and periods when security prices decline. The value of the Portfolio's investments may move with these cycles and, in some instances, increase or decrease more than the applicable market(s) as measured by the Portfolio's benchmark index(es). The securities markets may also decline because of factors that affect a particular industry or due to impacts from the spread of infectious illness, public health threats or similar issues.

Technology-Oriented Companies Risk. Common stocks of companies that rely extensively on technology, science or communications in their product development or operations may be more volatile than the overall stock market and may or may not move in tandem with the overall stock market. Technology, science and communications are rapidly changing fields, and stocks of these companies, especially of smaller or unseasoned companies, may be subject to more abrupt or erratic market movements than the stock market in general. There are significant competitive pressures among technology-oriented companies and the products or operations of such companies may become obsolete quickly. In addition, these companies may have limited product lines, markets or financial resources and the management of

such companies may be more dependent upon one or a few key people.

Issuer Risk. Issuer risk is the possibility that factors specific to an issuer to which the Portfolio is exposed will affect the market prices of the issuer's securities and therefore the value of the Portfolio.

Investment Adviser Risk. The Portfolio is actively managed and the success of its investment strategy depends significantly on the skills of the Adviser or subadviser in assessing the potential of the investments in which the Portfolio invests. This assessment of investments may prove incorrect, resulting in losses or poor performance, even in rising markets. There is also no guarantee that the Adviser will be able to effectively implement the Portfolio's investment objective.

Foreign Securities Risk. Foreign securities generally carry more risk and are more volatile than their domestic counterparts, in part because of potential for higher political and economic risks, lack of reliable information and fluctuations in currency exchange rates where investments are denominated in currencies other than the U.S. dollar. Certain events in foreign markets may adversely affect foreign and domestic issuers, including interruptions in the global supply chain, natural disasters and outbreak of infectious diseases. The Portfolio's investment in any country could be subject to governmental actions such as capital or currency controls, nationalizing a company or industry, expropriating assets, or imposing punitive taxes that would have an adverse effect on security prices, and impair the Portfolio's ability to repatriate capital or income. Foreign securities may also be more difficult to resell than comparable U.S. securities because the markets for foreign securities are often less liquid. Even when a foreign security increases in price in its local currency, the appreciation may be diluted by adverse changes in exchange rates when the security's value is converted to U.S. dollars. Foreign withholding taxes also may apply and errors and delays may occur in the settlement process for foreign securities.

Derivatives Risk. The use of derivatives (such as futures and options) involves additional risks and transaction costs which could leave the Portfolio in a worse position than if it had not used these instruments. The Portfolio utilizes equity futures in order to increase or decrease its exposure to various asset classes at a lower cost than trading stocks directly. The use of derivatives can lead to losses because of adverse movements in the price or value of the underlying asset, index or rate, which may be magnified by certain features of the contract. Changes in the value of the derivative may not correlate as intended with the underlying asset, rate or index, and the Portfolio could lose much more than the original amount invested. Derivatives can be highly volatile, illiquid and difficult to value. Certain derivatives may also be subject to

counterparty risk, which is the risk that the other party in the transaction will not fulfill its contractual obligations due to its financial condition, market events, or other reasons.

Health Crisis Risk. The global pandemic outbreak of the novel coronavirus known as COVID-19 has resulted in substantial market volatility and global business disruption. The duration and full effects of the outbreak are uncertain and may result in trading suspensions and market closures, limit liquidity and the ability of the Portfolio to process shareholder redemptions, and negatively impact Portfolio performance. The COVID-19 outbreak and future pandemics could affect the global economy in ways that cannot be foreseen and may exacerbate other types of risks, negatively impacting the value of the Portfolio.

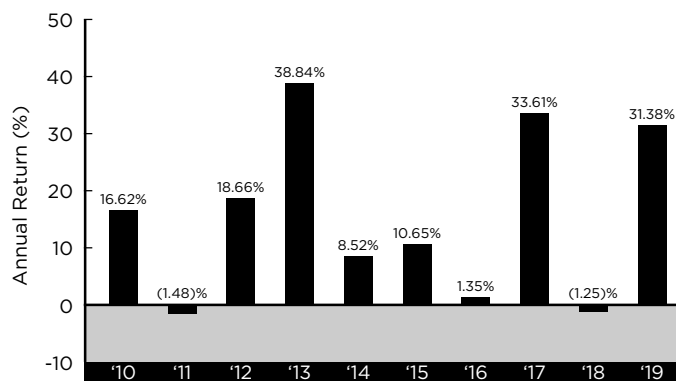
Performance

The following bar chart and table provide an indication of the risks of investing in the Portfolio by showing changes in the Portfolio's performance from year to year and by showing how the Portfolio's average annual returns for one-, five-, and ten-year periods compared to broad-based securities market indices. The index descriptions appear in the "Index Descriptions" section of the prospectus. The Portfolio now compares its returns to the Russell 1000 Growth Index because it is commonly used by funds with the same investment objective and principal strategies as the Portfolio. Call 800-847-4836 or visit Thrivent.com for performance results current to the most recent month-end.

The bar chart and table include the effects of Portfolio expenses, but not charges or deductions against your variable contract, and assume that you sold your investment at the end of the period. Because shares of the Portfolio are offered through variable life insurance and variable annuity contracts, you should carefully review the variable contract prospectus for information on applicable charges and expenses. If the charges and deductions against your variable contract were included, returns would be lower than those shown.

How a Portfolio has performed in the past is not necessarily an indication of how it will perform in the future. Performance information provides some indication of the risks of investing in the Portfolio by showing changes in the Portfolio's performance over time.

YEAR-BY-YEAR TOTAL RETURN



Best Quarter:	Q1 '12	+18.98%
Worst Quarter:	Q3 '11	(14.56)%

AVERAGE ANNUAL TOTAL RETURNS (PERIODS ENDING DECEMBER 31, 2019)			
	1 Year	5 Years	10 Years
Thrivent Partner Growth Stock Portfolio	31.38%	14.22%	14.85%
Russell 1000 Growth Index (reflects no deduction for fees, expenses or taxes)	36.39%	14.63%	15.22%
S&P 500® Growth Index (reflects no deduction for fees, expenses or taxes)	31.13%	13.52%	14.78%

Management

Investment Adviser(s)

The Portfolio is managed by Thrivent Financial for Lutherans ("Thrivent Financial" or the "Adviser"), which has engaged T. Rowe Price Associates, Inc. ("T. Rowe Price") to subadvise the Portfolio.

Portfolio Manager(s)

Joseph B. Fath, CPA is primarily responsible for the day-to-day management of the Portfolio. Mr. Fath has served as the portfolio manager of the Portfolio since April 2014. He currently serves as Chairman of the Portfolio's Investment Advisory Committee. Mr. Fath joined T. Rowe Price in 2002. He joined as an equity research analyst and, since 2008, has assisted other T. Rowe Price portfolio managers in managing the Firm's U.S. large-cap growth strategies.

Purchase and Sale of Shares

Shares of each series of Thrivent Series Fund, Inc. (the “Fund”) may be sold, without any minimum initial or subsequent investment requirements, only to:

- Separate accounts of Thrivent Financial;
- Separate accounts of other insurance companies not affiliated with Thrivent Financial; and
- Other Portfolios of the Fund.

Tax Information

For information about certain tax-related aspects of investing in the Portfolio through a variable contract, please see the variable product prospectus.

Payments to Broker-Dealers and Other Financial Intermediaries

If you purchase the Portfolio through a broker-dealer or other financial intermediary (such as an insurance company), the Portfolio and its related companies may pay the intermediary for the sale of Portfolio shares and related services. These payments may create a conflict of interest by influencing the broker-dealer or other intermediary and your salesperson to recommend the Portfolio over another investment. Ask your salesperson or visit your financial intermediary’s website for more information.

APRIL 30, 2020

THRIVENT PARTNER HEALTHCARE PORTFOLIO

SUMMARY PROSPECTUS

This Summary Prospectus is designed to provide investors with key information about the Portfolio in a clear and concise format. Before you invest, you may want to review the Portfolio's complete prospectus, which contains more information about the Portfolio and its risks.

- **If you purchased shares of Thrivent Variable Portfolios through Thrivent Financial:**
You can find the Portfolio's prospectus, reports to shareholders, and other information about the Portfolio online at ThriventPortfolios.com. You can also get this information at no cost by calling 800-847-4839 or by sending an email request to mail@thrivent.com
- **If you purchased shares of Thrivent Variable Portfolios from a firm other than Thrivent Financial:**
You can find the Portfolio's prospectus, reports to shareholders, and other information about the Portfolio online at ThriventPortfolios.com. You can also get this information by calling or emailing your financial advisor.

The Portfolio's prospectus and statement of additional information, both dated April 30, 2020, are incorporated by reference into this Summary Prospectus and may be obtained, free of charge, at the website, phone number or email address noted above.

Shares of the Portfolio are sold only to insurance company separate accounts or to other investment companies funded by insurance company separate accounts. This Summary Prospectus is not intended for use by other investors.

Beginning on January 1, 2021, as permitted by regulations adopted by the U.S. Securities and Exchange Commission, paper copies of the Portfolios' annual and semi-annual shareholder reports will no longer be sent by mail, unless you specifically request paper copies of the reports. Instead, the reports will be made available on the Portfolios' website (ThriventPortfolios.com), and you will be notified by mail each time a report is posted and provided with a website address to access the report.

If you already elected to receive shareholder reports electronically, you will not be affected by this change and you do not need to take any action. You may elect to receive shareholder reports and other communications by enrolling at Thrivent.com/gopaperless.

You may elect to receive all future shareholder reports in paper free of charge. You can call 800-847-4836 to let us know you wish to continue receiving paper copies of your shareholder reports. Your election to receive shareholder reports in paper will apply to all Portfolios held in your insurance company separate account.

Thrivent Partner Healthcare Portfolio

Investment Objective

Thrivent Partner Healthcare Portfolio (the "Portfolio") seeks long-term capital growth.

Fees and Expenses

This table describes the fees and expenses that you may pay if you buy and hold shares of the Portfolio. If you own a variable annuity contract or variable life insurance contract, you will have additional expenses including mortality and expense risk charges. Please refer to the prospectus for your variable contract for additional information about charges for those contracts.

SHAREHOLDER FEES (fees paid directly from your investment)	
Maximum Sales Charge (load) Imposed On Purchases (as a % of offering price)	N/A
Maximum Deferred Sales Charge (load) (as a percentage of the lower of the original purchase price or current net asset value)	N/A
ANNUAL PORTFOLIO OPERATING EXPENSES (expenses that you pay each year as a percentage of the value of your investment)	
Management Fees	0.83%
Other Expenses	0.10%
Total Annual Portfolio Operating Expenses	0.93%
Less Fee Waivers and/or Expense Reimbursements ¹	0.05%
Total Annual Portfolio Operating Expenses After Fee Waivers and/or Expense Reimbursements	0.88%

¹ The Adviser has contractually agreed, through at least April 30, 2021, to waive a portion of the management fees associated with the shares of the Thrivent Partner Healthcare Portfolio equal in the aggregate to 0.05% of the average daily net assets of the shares. This contractual provision, however, may be terminated before the indicated termination date upon the mutual agreement between the Independent Directors of the Portfolio and the Adviser.

EXAMPLE This example is intended to help you compare the cost of investing in the Portfolio with the cost of investing in other mutual funds. The Portfolio is an investment option for variable contracts, and the example does not include charges imposed by variable contracts. If variable contract charges were imposed, your expenses would be higher than those shown. The example assumes that you invest \$10,000 in the Portfolio for the time periods indicated and then redeem all of your shares at the end of those periods. In addition, the example for the 1 Year period reflects the effect of the contractual fee waiver and/or expense reimbursement. The example also assumes that your investment has a 5% return each year, and that the

Portfolio's operating expenses remain the same. Although your actual cost may be higher or lower, based on the foregoing assumptions, your cost would be:

	1 Year	3 Years	5 Years	10 Years
Thrivent Partner Healthcare Portfolio	\$90	\$291	\$510	\$1,138

Portfolio Turnover

The Portfolio pays transaction costs, such as commissions, when it buys and sells securities (or "turns over" its portfolio). A higher portfolio turnover rate may indicate higher transaction costs and may result in higher taxes when Portfolio shares are held in a taxable account. These costs, which are not reflected in annual fund operating expenses or in the example, affect the Portfolio's performance. During the most recent fiscal year, the Portfolio's portfolio turnover rate was 44% of the average value of its portfolio.

Principal Strategies

Under normal circumstances, the Portfolio will invest at least 80% of its net assets (plus the amount of any borrowing for investment purposes) in the securities of companies that are engaged in the development, production or distribution of pharmaceutical, generic, biotechnology and medical technology products or services ("healthcare companies"). Healthcare companies are those that derive at least 50% of their annual revenues from the production of such products and provision of such services or have at least 50% of their assets in such products or services. The Portfolio invests primarily in equity securities of both U.S. and non-U.S. companies (including American Depositary Receipts and issuers in emerging markets) and, as a non-diversified fund under the Investment Company Act of 1940 (the "1940 Act"), focuses its investments in the securities of a relatively few number of issuers. In addition, the Portfolio concentrates its investments in the securities of companies in the healthcare industry, some of which may be small- and medium-sized companies. Should the Adviser determine that the Portfolio would benefit from reducing the percentage of its assets invested in the securities of healthcare companies from 80% to a lesser amount, it will notify you at least 60 days prior to the change.

BlackRock Investment Management, LLC, the Portfolio's subadviser, considers a variety of factors when choosing investments for the Portfolio, including (i) identifying companies and industries that appear to have the potential for above-average returns; and (ii) identifying companies that are expected to show above-average growth over the long-term, as well as those that appear

to be trading below their true worth. The Portfolio will generally sell a stock when, in the opinion of the subadviser, the stock reaches its price target or if there is deterioration in the company's fundamentals, a change in macroeconomic outlook, technical deterioration, valuation issues, a need to rebalance the Portfolio or a better opportunity elsewhere.

Principal Risks

The Portfolio is subject to the following principal investment risks, which you should review carefully and in entirety. The Portfolio may not achieve its investment objective and you could lose money by investing in the Portfolio.

Healthcare Industry Risk. As a sector fund that invests primarily in the healthcare industry, the Portfolio is subject to the risk that the companies in that industry are likely to react similarly to legislative or regulatory changes, adverse market conditions and/or increased competition affecting their market segment. Due to the rapid pace of technological development, there is the risk that the products and services developed by these companies may become rapidly obsolete or have relatively short product cycles. There is also the risk that the products and services offered by these companies will not meet expectations or even reach the marketplace.

Non-Diversified Risk. The Portfolio is not "diversified" within the meaning of the 1940 Act. That means the Portfolio may invest a greater percentage of its assets in the securities of any single issuer compared to other funds. A non-diversified portfolio is generally more susceptible than a diversified portfolio to the risk that events or developments affecting a particular issuer or industry will significantly affect the Portfolio's performance.

Market Risk. Over time, securities markets generally tend to move in cycles with periods when security prices rise and periods when security prices decline. The value of the Portfolio's investments may move with these cycles and, in some instances, increase or decrease more than the applicable market(s) as measured by the Portfolio's benchmark index(es). The securities markets may also decline because of factors that affect a particular industry or due to impacts from the spread of infectious illness, public health threats or similar issues.

Equity Security Risk. Equity securities held by the Portfolio may decline significantly in price, sometimes rapidly or unpredictably, over short or extended periods of time, and such declines may occur because of declines in the equity market as a whole, or because of declines in only a particular country, company, industry, or sector of the market. From time to time, the Portfolio may invest a significant portion of its assets in companies in one or more related sectors or industries which would make the Portfolio more vulnerable to

adverse developments affecting such sectors or industries. Equity securities are generally more volatile than most debt securities.

Mid Cap Risk. Medium-sized companies often have greater price volatility, lower trading volume, and less liquidity than larger, more-established companies. These companies tend to have smaller revenues, narrower product lines, less management depth and experience, smaller shares of their product or service markets, fewer financial resources, and less competitive strength than larger companies.

Small Cap Risk. Smaller, less seasoned companies often have greater price volatility, lower trading volume, and less liquidity than larger, more established companies. These companies tend to have small revenues, narrower product lines, less management depth and experience, small shares of their product or service markets, fewer financial resources, and less competitive strength than larger companies. Such companies seldom pay significant dividends that could soften the impact of a falling market on returns.

Issuer Risk. Issuer risk is the possibility that factors specific to an issuer to which the Portfolio is exposed will affect the market prices of the issuer's securities and therefore the value of the Portfolio.

Investment Adviser Risk. The Portfolio is actively managed and the success of its investment strategy depends significantly on the skills of the Adviser or subadviser in assessing the potential of the investments in which the Portfolio invests. This assessment of investments may prove incorrect, resulting in losses or poor performance, even in rising markets. There is also no guarantee that the Adviser will be able to effectively implement the Portfolio's investment objective.

Foreign Securities Risk. Foreign securities generally carry more risk and are more volatile than their domestic counterparts, in part because of potential for higher political and economic risks, lack of reliable information and fluctuations in currency exchange rates where investments are denominated in currencies other than the U.S. dollar. Certain events in foreign markets may adversely affect foreign and domestic issuers, including interruptions in the global supply chain, natural disasters and outbreak of infectious diseases. The Portfolio's investment in any country could be subject to governmental actions such as capital or currency controls, nationalizing a company or industry, expropriating assets, or imposing punitive taxes that would have an adverse effect on security prices, and impair the Portfolio's ability to repatriate capital or income. Foreign securities may also be more difficult to resell than comparable U.S. securities because the markets for foreign securities are often less liquid. Even when a foreign security increases in price in its local currency, the appreciation may be diluted by adverse

changes in exchange rates when the security's value is converted to U.S. dollars. Foreign withholding taxes also may apply and errors and delays may occur in the settlement process for foreign securities.

Emerging Markets Risk. The economic and political structures of developing countries in emerging markets, in most cases, do not compare favorably with the U.S. or other developed countries in terms of wealth and stability, and their financial markets often lack liquidity. Portfolio performance will likely be negatively affected by portfolio exposure to countries and corporations domiciled in or with revenue exposures to countries in the midst of, among other things, hyperinflation, currency devaluation, trade disagreements, sudden political upheaval, or interventionist government policies. Portfolio performance may also be negatively affected by portfolio exposure to countries and corporations domiciled in or with revenue exposures to countries with less developed legal, tax, regulatory, and accounting systems. Significant buying or selling actions by a few major investors may also heighten the volatility of emerging markets. These factors make investing in emerging market countries significantly riskier than in other countries, and events in any one country could cause the Portfolio's share price to decline.

Foreign Currency Risk. The value of a foreign currency may decline against the U.S. dollar, which would reduce the dollar value of securities denominated in that currency. The overall impact of such a decline of foreign currency can be significant, unpredictable, and long lasting, depending on the currencies represented, how each one appreciates or depreciates in relation to the U.S. dollar, and whether currency positions are hedged. Under normal conditions, the Portfolio does not engage in extensive foreign currency hedging programs. Further, exchange rate movements are volatile, and it is not possible to effectively hedge the currency risks of many developing countries.

Health Crisis Risk. The global pandemic outbreak of the novel coronavirus known as COVID-19 has resulted in substantial market volatility and global business disruption. The duration and full effects of the outbreak are uncertain and may result in trading suspensions and market closures, limit liquidity and the ability of the Portfolio to process shareholder redemptions, and negatively impact Portfolio performance. The COVID-19 outbreak and future pandemics could affect the global economy in ways that cannot be foreseen and may exacerbate other types of risks, negatively impacting the value of the Portfolio.

Performance

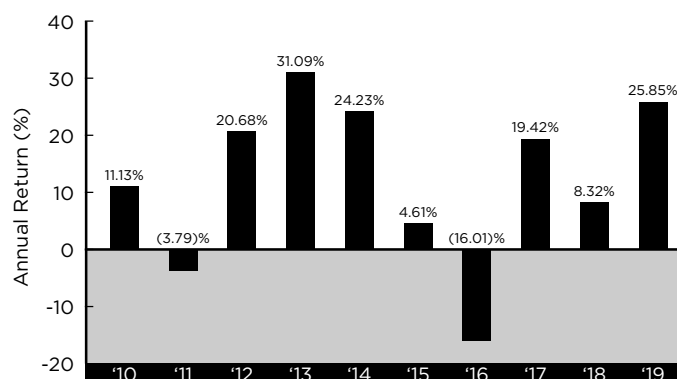
The following bar chart and table provide an indication of the risks of investing in the Portfolio by showing changes in the Portfolio's performance from year to year

and by showing how the Portfolio's average annual returns for one-, five- and ten-year periods compared to a broad-based securities market index. The index description appears in the "Index Descriptions" section of the prospectus. Call 800-847-4836 or visit Thrivent.com for performance results current to the most recent month-end.

The bar chart includes the effects of Portfolio expenses, but not charges or deductions against your variable contract, and assumes that you sold your investment at the end of the period. Because shares of the Portfolio are offered through variable life insurance and variable annuity contracts, you should carefully review the variable contract prospectus for information on applicable charges and expenses. If the charges and deductions against your variable contract were included, returns would be lower than those shown.

How a Portfolio has performed in the past is not necessarily an indication of how it will perform in the future. Performance information provides some indication of the risks of investing in the Portfolio by showing changes in the Portfolio's performance over time.

YEAR-BY-YEAR TOTAL RETURN



Best Quarter:	Q4 '19	+15.16%
Worst Quarter:	Q3 '11	(15.79)%

AVERAGE ANNUAL TOTAL RETURNS (PERIODS ENDING DECEMBER 31, 2019)			
	1 Year	5 Years	10 Years
Thrivent Partner Healthcare Portfolio	25.85%	7.42%	11.63%
S&P Composite 1500® Health Care Index (reflects no deduction for fees, expenses or taxes)	20.87%	10.69%	15.17%

Management

Investment Adviser(s)

The Portfolio is managed by Thrivent Financial for Lutherans (“Thrivent Financial” or the “Adviser”), which has engaged BlackRock Investment Management, LLC (“BIM”) to subadvise the Portfolio.

Portfolio Manager(s)

Erin Xie, Managing Director of BlackRock, Inc. (“BlackRock”), is primarily responsible for the day-to-day management of the Portfolio. Dr. Xie has served as the portfolio manager of the Portfolio since September 2017. Dr. Xie has been a Managing Director of BlackRock since 2006 and joined BlackRock as a Director in 2005. Prior to joining BlackRock, Dr. Xie was a Senior Vice President of State Street Research & Management from 2001 to 2005.

Purchase and Sale of Shares

Shares of each series of Thrivent Series Fund, Inc. (the “Fund”) may be sold, without any minimum initial or subsequent investment requirements, only to:

- Separate accounts of Thrivent Financial;
- Separate accounts of other insurance companies not affiliated with Thrivent Financial; and
- Other Portfolios of the Fund.

Tax Information

For information about certain tax-related aspects of investing in the Portfolio through a variable contract, please see the variable product prospectus.

Payments to Broker-Dealers and Other Financial Intermediaries

If you purchase the Portfolio through a broker-dealer or other financial intermediary (such as an insurance company), the Portfolio and its related companies may pay the intermediary for the sale of Portfolio shares and related services. These payments may create a conflict of interest by influencing the broker-dealer or other intermediary and your salesperson to recommend the Portfolio over another investment. Ask your salesperson or visit your financial intermediary’s website for more information.

APRIL 30, 2020

THRIVENT REAL ESTATE SECURITIES PORTFOLIO

SUMMARY PROSPECTUS

This Summary Prospectus is designed to provide investors with key information about the Portfolio in a clear and concise format. Before you invest, you may want to review the Portfolio's complete prospectus, which contains more information about the Portfolio and its risks.

- **If you purchased shares of Thrivent Variable Portfolios through Thrivent Financial:**
You can find the Portfolio's prospectus, reports to shareholders, and other information about the Portfolio online at ThriventPortfolios.com. You can also get this information at no cost by calling 800-847-4839 or by sending an email request to mail@thrivent.com
- **If you purchased shares of Thrivent Variable Portfolios from a firm other than Thrivent Financial:**
You can find the Portfolio's prospectus, reports to shareholders, and other information about the Portfolio online at ThriventPortfolios.com. You can also get this information by calling or emailing your financial advisor.

The Portfolio's prospectus and statement of additional information, both dated April 30, 2020, are incorporated by reference into this Summary Prospectus and may be obtained, free of charge, at the website, phone number or email address noted above.

Shares of the Portfolio are sold only to insurance company separate accounts or to other investment companies funded by insurance company separate accounts. This Summary Prospectus is not intended for use by other investors.

Beginning on January 1, 2021, as permitted by regulations adopted by the U.S. Securities and Exchange Commission, paper copies of the Portfolios' annual and semi-annual shareholder reports will no longer be sent by mail, unless you specifically request paper copies of the reports. Instead, the reports will be made available on the Portfolios' website (ThriventPortfolios.com), and you will be notified by mail each time a report is posted and provided with a website address to access the report.

If you already elected to receive shareholder reports electronically, you will not be affected by this change and you do not need to take any action. You may elect to receive shareholder reports and other communications by enrolling at Thrivent.com/gopaperless.

You may elect to receive all future shareholder reports in paper free of charge. You can call 800-847-4836 to let us know you wish to continue receiving paper copies of your shareholder reports. Your election to receive shareholder reports in paper will apply to all Portfolios held in your insurance company separate account.

Thrivent Real Estate Securities Portfolio

Investment Objective

The Thrivent Real Estate Securities Portfolio (the "Portfolio") seeks to provide long-term capital appreciation and high current income.

Fees and Expenses

This table describes the fees and expenses that you may pay if you buy and hold shares of the Portfolio. If you own a variable annuity contract or variable life insurance contract, you will have additional expenses including mortality and expense risk charges. Please refer to the prospectus for your variable contract for additional information about charges for those contracts.

SHAREHOLDER FEES (fees paid directly from your investment)	
Maximum Sales Charge (load) Imposed On Purchases (as a % of offering price)	N/A
Maximum Deferred Sales Charge (load) (as a percentage of the lower of the original purchase price or current net asset value)	N/A
ANNUAL PORTFOLIO OPERATING EXPENSES (expenses that you pay each year as a percentage of the value of your investment)	
Management Fees	0.75%
Other Expenses	0.10%
Total Annual Portfolio Operating Expenses	0.85%

EXAMPLE This example is intended to help you compare the cost of investing in the Portfolio with the cost of investing in other mutual funds. The Portfolio is an investment option for variable contracts, and the example does not include charges imposed by variable contracts. If variable contract charges were imposed, your expenses would be higher than those shown. The example assumes that you invest \$10,000 in the Portfolio for the time periods indicated and then redeem all of your shares at the end of those periods. The example also assumes that your investment has a 5% return each year, and that the Portfolio's operating expenses remain the same. Although your actual cost may be higher or lower, based on the foregoing assumptions, your cost would be:

	1 Year	3 Years	5 Years	10 Years
Thrivent Real Estate Securities Portfolio	\$87	\$271	\$471	\$1,049

Portfolio Turnover

The Portfolio pays transaction costs, such as commissions, when it buys and sells securities (or "turns over" its portfolio). A higher portfolio turnover rate may indicate higher transaction costs and may result in higher taxes when Portfolio shares are held in a taxable account. These costs, which are not reflected in annual fund operating expenses or in the example, affect the Portfolio's performance. During the most recent fiscal year, the Portfolio's portfolio turnover rate was 23% of the average value of its portfolio.

Principal Strategies

In seeking to achieve its investment objective, the Portfolio focuses on income-producing common stocks and other equity securities of U.S. real estate companies. Under normal circumstances, the Portfolio invests at least 80% of its net assets (plus any borrowings for investment purposes) in companies that are primarily engaged in the real estate industry. This includes companies such as real estate investment trusts (REITs) and other real estate related investments. A real estate company generally derives at least 50% of its revenue from real estate ownership, leasing, management, development, financing or sale of residential, commercial or industrial real estate—or has at least 50% of its assets in real estate. Should the Adviser determine that the Portfolio would benefit from reducing the percentage of assets invested in companies that are primarily engaged in the real estate industry from 80% to a lesser amount, it will notify you at least 60 days prior to such a change.

This Portfolio may invest up to 20% of its assets in equity and fixed income securities of companies which are not principally engaged in the real estate industry or which are not income producing equity securities of companies principally engaged in the U.S. real estate industry.

Principal Risks

The Portfolio is subject to the following principal investment risks, which you should review carefully and in entirety. The Portfolio may not achieve its investment objective and you could lose money by investing in the Portfolio.

Real Estate Investment Trust ("REIT") Risk. REITs generally can be divided into three types: equity REITs, mortgage REITs, and hybrid REITs (which combine the characteristics of equity REITs and mortgage REITs). Equity REITs will be affected by changes in the values of, and income from, the properties they own, while mortgage REITs may be affected by the credit quality of the mortgage loans they hold. All REIT types may be

affected by changes in interest rates. The effect of rising interest rates is generally more pronounced for high dividend paying stock than for stocks that pay little or no dividends. This may cause the value of real estate securities to decline during periods of rising interest rates, which would reduce the overall return of the Portfolio. REITs are subject to additional risks, including the fact that they are dependent on specialized management skills that may affect the REITs' abilities to generate cash flows for operating purposes and for making investor distributions. REITs may have limited diversification and are subject to the risks associated with obtaining financing for real property. As with any investment, there is a risk that REIT securities and other real estate industry investments may be overvalued at the time of purchase. In addition, a REIT can pass its income through to its investors without any tax at the entity level if it complies with various requirements under the Internal Revenue Code. There is the risk, however, that a REIT held by the Portfolio will fail to qualify for this tax-free pass-through treatment of its income. By investing in REITs indirectly through the Portfolio, in addition to bearing a proportionate share of the expenses of the Portfolio, you will also indirectly bear similar expenses of the REITs in which the Portfolio invests.

Real Estate Industry Risk. To the extent the Portfolio allocates assets to companies in the real estate business, the Portfolio is subject to real estate industry risk. Declines in real estate values, changes in interest rates or economic downturns can have a significant negative effect on companies in the real estate industry. Other adverse changes could include, but are not limited to, extended vacancies of properties, increased competition, overbuilding and changes in zoning law and government regulations.

Market Risk. Over time, securities markets generally tend to move in cycles with periods when security prices rise and periods when security prices decline. The value of the Portfolio's investments may move with these cycles and, in some instances, increase or decrease more than the applicable market(s) as measured by the Portfolio's benchmark index(es). The securities markets may also decline because of factors that affect a particular industry or due to impacts from the spread of infectious illness, public health threats or similar issues.

Equity Security Risk. Equity securities held by the Portfolio may decline significantly in price, sometimes rapidly or unpredictably, over short or extended periods of time, and such declines may occur because of declines in the equity market as a whole, or because of declines in only a particular country, company, industry, or sector of the market. From time to time, the Portfolio may invest a significant portion of its assets in companies in one or more related sectors or industries which would make the Portfolio more vulnerable to

adverse developments affecting such sectors or industries. Equity securities are generally more volatile than most debt securities.

Investment Adviser Risk. The Portfolio is actively managed and the success of its investment strategy depends significantly on the skills of the Adviser in assessing the potential of the investments in which the Portfolio invests. This assessment of investments may prove incorrect, resulting in losses or poor performance, even in rising markets. There is also no guarantee that the Adviser will be able to effectively implement the Portfolio's investment objective.

Issuer Risk. Issuer risk is the possibility that factors specific to an issuer to which the Portfolio is exposed will affect the market prices of the issuer's securities and therefore the value of the Portfolio.

Health Crisis Risk. The global pandemic outbreak of the novel coronavirus known as COVID-19 has resulted in substantial market volatility and global business disruption. The duration and full effects of the outbreak are uncertain and may result in trading suspensions and market closures, limit liquidity and the ability of the Portfolio to process shareholder redemptions, and negatively impact Portfolio performance. The COVID-19 outbreak and future pandemics could affect the global economy in ways that cannot be foreseen and may exacerbate other types of risks, negatively impacting the value of the Portfolio.

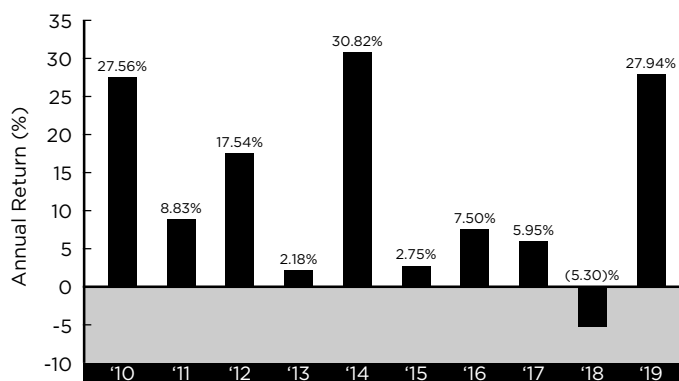
Performance

The following bar chart and table provide an indication of the risks of investing in the Portfolio by showing changes in the Portfolio's performance from year to year and by showing how the Portfolio's average annual returns for one-, five-, and ten-year periods compared to broad-based securities market indices. The index descriptions appear in the "Index Descriptions" section of the prospectus. The Portfolio now compares its returns to the FTSE Nareit All Equity REITs Index because it is commonly used by funds with the same investment objective and principal strategies as the Portfolio. Call 800-847-4836 or visit Thrivent.com for performance results current to the most recent month-end.

The bar chart includes the effects of Portfolio expenses, but not charges or deductions against your variable contract, and assumes that you sold your investment at the end of the period. Because shares of the Portfolio are offered through variable life insurance and variable annuity contracts, you should carefully review the variable contract prospectus for information on applicable charges and expenses. If the charges and deductions against your variable contract were included, returns would be lower than those shown.

How a Portfolio has performed in the past is not necessarily an indication of how it will perform in the future. Performance information provides some indication of the risks of investing in the Portfolio by showing changes in the Portfolio's performance over time.

YEAR-BY-YEAR TOTAL RETURN



Best Quarter:	Q1 '19	+16.73%
Worst Quarter:	Q3 '11	(14.88)%

AVERAGE ANNUAL TOTAL RETURNS (PERIODS ENDING DECEMBER 31, 2019)			
	1 Year	5 Years	10 Years
Thrivent Real Estate Securities Portfolio	27.94%	7.23%	11.95%
FTSE NAREIT All Equity REITs Index (reflects no deduction for fees, expenses or taxes)	28.66%	8.43%	12.59%
S&P Composite 1500® Equity REITs Index (reflects no deduction for fees, expenses or taxes)	27.63%	8.47%	12.77%

Management

Investment Adviser(s)

The Portfolio is managed by Thrivent Financial for Lutherans ("Thrivent Financial" or the "Adviser").

Portfolio Manager(s)

Reginald L. Pfeifer, CFA is primarily responsible for the day-to-day management of the Portfolio. Mr. Pfeifer has served as portfolio manager of the Portfolio since its inception in April 2003. Mr. Pfeifer has been with Thrivent Financial since 1990 and has served as an equity portfolio manager since 2003.

Purchase and Sale of Shares

Shares of each series of Thrivent Series Fund, Inc. (the "Fund") may be sold, without any minimum initial or subsequent investment requirements, only to:

- Separate accounts of Thrivent Financial;
- Separate accounts of other insurance companies not affiliated with Thrivent Financial; and
- Other Portfolios of the Fund.

Tax Information

For information about certain tax-related aspects of investing in the Portfolio through a variable contract, please see the variable product prospectus.

Payments to Broker-Dealers and Other Financial Intermediaries

If you purchase the Portfolio through a broker-dealer or other financial intermediary (such as an insurance company), the Portfolio and its related companies may pay the intermediary for the sale of Portfolio shares and related services. These payments may create a conflict of interest by influencing the broker-dealer or other intermediary and your salesperson to recommend the Portfolio over another investment. Ask your salesperson or visit your financial intermediary's website for more information.

APRIL 30, 2020

THRIVENT SMALL CAP GROWTH PORTFOLIO SUMMARY PROSPECTUS

This Summary Prospectus is designed to provide investors with key information about the Portfolio in a clear and concise format. Before you invest, you may want to review the Portfolio's complete prospectus, which contains more information about the Portfolio and its risks.

- **If you purchased shares of Thrivent Variable Portfolios through Thrivent Financial:**
You can find the Portfolio's prospectus, reports to shareholders, and other information about the Portfolio online at ThriventPortfolios.com. You can also get this information at no cost by calling 800-847-4839 or by sending an email request to mail@thrivent.com
- **If you purchased shares of Thrivent Variable Portfolios from a firm other than Thrivent Financial:**
You can find the Portfolio's prospectus, reports to shareholders, and other information about the Portfolio online at ThriventPortfolios.com. You can also get this information by calling or emailing your financial advisor.

The Portfolio's prospectus and statement of additional information, both dated April 30, 2020, are incorporated by reference into this Summary Prospectus and may be obtained, free of charge, at the website, phone number or email address noted above.

Shares of the Portfolio are sold only to insurance company separate accounts or to other investment companies funded by insurance company separate accounts. This Summary Prospectus is not intended for use by other investors.

Beginning on January 1, 2021, as permitted by regulations adopted by the U.S. Securities and Exchange Commission, paper copies of the Portfolios' annual and semi-annual shareholder reports will no longer be sent by mail, unless you specifically request paper copies of the reports. Instead, the reports will be made available on the Portfolios' website (ThriventPortfolios.com), and you will be notified by mail each time a report is posted and provided with a website address to access the report.

If you already elected to receive shareholder reports electronically, you will not be affected by this change and you do not need to take any action. You may elect to receive shareholder reports and other communications by enrolling at Thrivent.com/gopaperless.

You may elect to receive all future shareholder reports in paper free of charge. You can call 800-847-4836 to let us know you wish to continue receiving paper copies of your shareholder reports. Your election to receive shareholder reports in paper will apply to all Portfolios held in your insurance company separate account.

Thrivent Small Cap Growth Portfolio

Investment Objective

Thrivent Small Cap Growth Portfolio (the "Portfolio") seeks long-term capital growth. The Portfolio's investment objective may be changed without shareholder approval.

Fees and Expenses

This table describes the fees and expenses that you may pay if you buy and hold shares of the Portfolio. If you own a variable annuity contract or variable life insurance contract, you will have additional expenses including mortality and expense risk charges. Please refer to the prospectus for your variable contract for additional information about charges for those contracts.

SHAREHOLDER FEES (fees paid directly from your investment)	
Maximum Sales Charge (load) Imposed On Purchases (as a % of offering price)	N/A
Maximum Deferred Sales Charge (load) (as a percentage of the lower of the original purchase price or current net asset value)	N/A
ANNUAL PORTFOLIO OPERATING EXPENSES (expenses that you pay each year as a percentage of the value of your investment)	
Management Fees	0.80%
Other Expenses	0.92%
Acquired Fund Fees and Expenses	0.01%
Total Annual Portfolio Operating Expenses	1.73%
Less Fee Waivers and/or Expense Reimbursements ¹	0.78%
Total Annual Portfolio Operating Expenses After Fee Waivers and/or Expense Reimbursements	0.95%

¹ The Adviser has contractually agreed, through at least April 30, 2021, to waive a portion of the management fees associated with the shares of the Thrivent Small Cap Growth Portfolio in order to limit the Total Annual Portfolio Operating Expenses After Fee Waivers and/or Expense Reimbursements to an annual rate of 0.94% of the average daily net assets of the shares. This contractual provision, however, may be terminated before the indicated termination date upon the mutual agreement between the Independent Directors of the Portfolio and the Adviser.

EXAMPLE This example is intended to help you compare the cost of investing in the Portfolio with the cost of investing in other mutual funds. The Portfolio is an investment option for variable contracts, and the example does not include charges imposed by variable contracts. If variable contract charges were imposed, your expenses would be higher than those shown. The example assumes that you invest \$10,000 in the Portfolio for the time periods indicated and then redeem all of your shares at the end of those periods. In

addition, the example for the 1 Year period reflects the effect of the contractual fee waiver and/or expense reimbursement. The example also assumes that your investment has a 5% return each year, and that the Portfolio's operating expenses remain the same. Although your actual cost may be higher or lower, based on the foregoing assumptions, your cost would be:

	1 Year	3 Years	5 Years	10 Years
Thrivent Small Cap Growth Portfolio	\$97	\$469	\$865	\$1,976

Portfolio Turnover

The Portfolio pays transaction costs, such as commissions, when it buys and sells securities (or "turns over" its portfolio). A higher portfolio turnover rate may indicate higher transaction costs and may result in higher taxes when Portfolio shares are held in a taxable account. These costs, which are not reflected in annual fund operating expenses or in the example, affect the Portfolio's performance. During the most recent fiscal year, the Portfolio's portfolio turnover rate was 51% of the average value of its portfolio.

Principal Strategies

Under normal circumstances, the Portfolio invests at least 80% of its net assets (plus the amount of any borrowing for investment purposes) in equity securities of small companies. The Adviser focuses mainly in the equity securities of smaller U.S. companies which have market capitalizations equivalent to those companies included in widely known indices such as the Russell 2000 Growth Index, S&P SmallCap 600 Index, or the small company market capitalization classification published by Lipper, Inc. These companies typically have a market capitalization of less than \$6 billion. Should the Adviser change the investments used for purposes of this 80% threshold, you will be notified at least 60 days prior to the change.

The Portfolio seeks to achieve its investment objective by investing primarily in common stocks. The Adviser uses fundamental, quantitative, and technical investment research techniques and focuses on stocks of companies that it believes have demonstrated and believes will sustain above-average revenue and earnings growth over time, or which are expected to develop rapid sales and earnings growth in the future when compared to the economy and stock market as a whole. Many such companies are in the technology sector and the Portfolio may at times have a higher concentration in this industry.

The Adviser may sell securities for a variety of reasons, such as to secure gains, limit losses, or reposition assets to more promising opportunities.

Principal Risks

The Portfolio is subject to the following principal investment risks, which you should review carefully and in entirety. The Portfolio may not achieve its investment objective and you could lose money by investing in the Portfolio.

Small Cap Risk. Smaller, less seasoned companies often have greater price volatility, lower trading volume, and less liquidity than larger, more established companies. These companies tend to have small revenues, narrower product lines, less management depth and experience, small shares of their product or service markets, fewer financial resources, and less competitive strength than larger companies. Such companies seldom pay significant dividends that could soften the impact of a falling market on returns.

Growth Investing Risk. Growth style investing includes the risk of investing in securities whose prices historically have been more volatile than other securities, especially over the short term. Growth stock prices reflect projections of future earnings or revenues and, if a company's earnings or revenues fall short of expectations, its stock price may fall dramatically.

Equity Security Risk. Equity securities held by the Portfolio may decline significantly in price, sometimes rapidly or unpredictably, over short or extended periods of time, and such declines may occur because of declines in the equity market as a whole, or because of declines in only a particular country, company, industry, or sector of the market. From time to time, the Portfolio may invest a significant portion of its assets in companies in one or more related sectors or industries which would make the Portfolio more vulnerable to adverse developments affecting such sectors or industries. Equity securities are generally more volatile than most debt securities.

Market Risk. Over time, securities markets generally tend to move in cycles with periods when security prices rise and periods when security prices decline. The value of the Portfolio's investments may move with these cycles and, in some instances, increase or decrease more than the applicable market(s) as measured by the Portfolio's benchmark index(es). The securities markets may also decline because of factors that affect a particular industry or due to impacts from the spread of infectious illness, public health threats or similar issues.

Technology-Oriented Companies Risk. Common stocks of companies that rely extensively on technology, science or communications in their product development or operations may be more volatile than the overall stock market and may or may not move in

tandem with the overall stock market. Technology, science and communications are rapidly changing fields, and stocks of these companies, especially of smaller or unseasoned companies, may be subject to more abrupt or erratic market movements than the stock market in general. There are significant competitive pressures among technology-oriented companies and the products or operations of such companies may become obsolete quickly. In addition, these companies may have limited product lines, markets or financial resources and the management of such companies may be more dependent upon one or a few key people.

Issuer Risk. Issuer risk is the possibility that factors specific to an issuer to which the Portfolio is exposed will affect the market prices of the issuer's securities and therefore the value of the Portfolio.

Investment Adviser Risk. The Portfolio is actively managed and the success of its investment strategy depends significantly on the skills of the Adviser in assessing the potential of the investments in which the Portfolio invests. This assessment of investments may prove incorrect, resulting in losses or poor performance, even in rising markets. There is also no guarantee that the Adviser will be able to effectively implement the Portfolio's investment objective.

Health Crisis Risk. The global pandemic outbreak of the novel coronavirus known as COVID-19 has resulted in substantial market volatility and global business disruption. The duration and full effects of the outbreak are uncertain and may result in trading suspensions and market closures, limit liquidity and the ability of the Portfolio to process shareholder redemptions, and negatively impact Portfolio performance. The COVID-19 outbreak and future pandemics could affect the global economy in ways that cannot be foreseen and may exacerbate other types of risks, negatively impacting the value of the Portfolio.

Performance

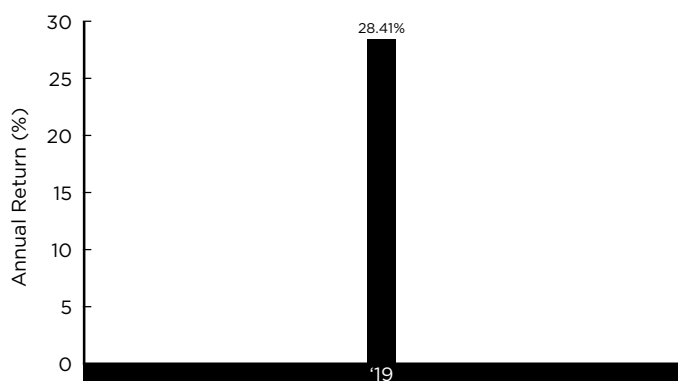
The following bar chart and table provide an indication of the risks of investing in the Portfolio by showing changes in the Portfolio's performance from year to year and by showing how the Portfolio's average annual returns for the one-year period and since inception compared to broad-based securities market indices. The index descriptions appear in the "Index Descriptions" section of the prospectus. The Portfolio now compares its returns to the Russell 2000 Growth Index because it is commonly used by funds with the same investment objective and principal strategies as the Portfolio. Call 800-847-4836 or visit Thrivent.com for performance results current to the most recent month-end.

The bar chart and table include the effects of Portfolio expenses, but not charges or deductions against your variable contract, and assume that you sold your

investment at the end of the period. Because shares of the Portfolio are offered through variable life insurance and variable annuity contracts, you should carefully review the variable contract prospectus for information on applicable charges and expenses. If the charges and deductions against your variable contract were included, returns would be lower than those shown.

How a Portfolio has performed in the past is not necessarily an indication of how it will perform in the future. Performance information provides some indication of the risks of investing in the Portfolio by showing changes in the Portfolio's performance over time.

YEAR-BY-YEAR TOTAL RETURN



Best Quarter:	Q1 '19	+19.44%
Worst Quarter:	Q3 '19	(5.02)%

AVERAGE ANNUAL TOTAL RETURNS (PERIODS ENDING DECEMBER 31, 2019)		
	1 Year	Since Inception (4/27/2018)
Thrivent Small Cap Growth Portfolio	28.41%	9.81%
Russell 2000 Growth Index (reflects no deduction for fees, expenses or taxes)	28.48%	8.04%
S&P SmallCap 600® Growth Index (reflects no deduction for fees, expenses or taxes)	21.13%	7.61%

Management

Investment Adviser(s)

The Portfolio is managed by Thrivent Financial for Lutherans ("Thrivent Financial" or the "Adviser").

Portfolio Manager(s)

David J. Lettenberger, CFA is primarily responsible for the day-to-day management of the Portfolio. Mr. Lettenberger has served as portfolio manager of the Portfolio since April 2018. Mr. Lettenberger has been a portfolio manager at Thrivent Financial since 2013, when he joined the firm.

Purchase and Sale of Shares

Shares of each series of Thrivent Series Fund, Inc. (the "Fund") may be sold, without any minimum initial or subsequent investment requirements, only to:

- Separate accounts of Thrivent Financial;
- Separate accounts of other insurance companies not affiliated with Thrivent Financial; and
- Other Portfolios of the Fund.

Tax Information

For information about certain tax-related aspects of investing in the Portfolio through a variable contract, please see the variable product prospectus.

Payments to Broker-Dealers and Other Financial Intermediaries

If you purchase the Portfolio through a broker-dealer or other financial intermediary (such as an insurance company), the Portfolio and its related companies may pay the intermediary for the sale of Portfolio shares and related services. These payments may create a conflict of interest by influencing the broker-dealer or other intermediary and your salesperson to recommend the Portfolio over another investment. Ask your salesperson or visit your financial intermediary's website for more information.

APRIL 30, 2020

THRIVENT SMALL CAP INDEX PORTFOLIO SUMMARY PROSPECTUS

This Summary Prospectus is designed to provide investors with key information about the Portfolio in a clear and concise format. Before you invest, you may want to review the Portfolio's complete prospectus, which contains more information about the Portfolio and its risks.

- **If you purchased shares of Thrivent Variable Portfolios through Thrivent Financial:**
You can find the Portfolio's prospectus, reports to shareholders, and other information about the Portfolio online at ThriventPortfolios.com. You can also get this information at no cost by calling 800-847-4839 or by sending an email request to mail@thrivent.com
- **If you purchased shares of Thrivent Variable Portfolios from a firm other than Thrivent Financial:**
You can find the Portfolio's prospectus, reports to shareholders, and other information about the Portfolio online at ThriventPortfolios.com. You can also get this information by calling or emailing your financial advisor.

The Portfolio's prospectus and statement of additional information, both dated April 30, 2020, are incorporated by reference into this Summary Prospectus and may be obtained, free of charge, at the website, phone number or email address noted above.

Shares of the Portfolio are sold only to insurance company separate accounts or to other investment companies funded by insurance company separate accounts. This Summary Prospectus is not intended for use by other investors.

Beginning on January 1, 2021, as permitted by regulations adopted by the U.S. Securities and Exchange Commission, paper copies of the Portfolios' annual and semi-annual shareholder reports will no longer be sent by mail, unless you specifically request paper copies of the reports. Instead, the reports will be made available on the Portfolios' website (ThriventPortfolios.com), and you will be notified by mail each time a report is posted and provided with a website address to access the report.

If you already elected to receive shareholder reports electronically, you will not be affected by this change and you do not need to take any action. You may elect to receive shareholder reports and other communications by enrolling at Thrivent.com/gopaperless.

You may elect to receive all future shareholder reports in paper free of charge. You can call 800-847-4836 to let us know you wish to continue receiving paper copies of your shareholder reports. Your election to receive shareholder reports in paper will apply to all Portfolios held in your insurance company separate account.

Thrivent Small Cap Index Portfolio

Investment Objective

Thrivent Small Cap Index Portfolio (the "Portfolio") seeks capital growth that tracks the performance of the S&P SmallCap 600 Index.

Fees and Expenses

This table describes the fees and expenses that you may pay if you buy and hold shares of the Portfolio. If you own a variable annuity contract or variable life insurance contract, you will have additional expenses including mortality and expense risk charges. Please refer to the prospectus for your variable contract for additional information about charges for those contracts.

SHAREHOLDER FEES (fees paid directly from your investment)	
Maximum Sales Charge (load) Imposed On Purchases (as a % of offering price)	N/A
Maximum Deferred Sales Charge (load) (as a percentage of the lower of the original purchase price or current net asset value)	N/A
ANNUAL PORTFOLIO OPERATING EXPENSES (expenses that you pay each year as a percentage of the value of your investment)	
Management Fees	0.20%
Other Expenses	0.05%
Total Annual Portfolio Operating Expenses	0.25%

EXAMPLE This example is intended to help you compare the cost of investing in the Portfolio with the cost of investing in other mutual funds. The Portfolio is an investment option for variable contracts, and the example does not include charges imposed by variable contracts. If variable contract charges were imposed, your expenses would be higher than those shown. The example assumes that you invest \$10,000 in the Portfolio for the time periods indicated and then redeem all of your shares at the end of those periods. The example also assumes that your investment has a 5% return each year, and that the Portfolio's operating expenses remain the same. Although your actual cost may be higher or lower, based on the foregoing assumptions, your cost would be:

	1 Year	3 Years	5 Years	10 Years
Thrivent Small Cap Index Portfolio	\$26	\$80	\$141	\$318

Portfolio Turnover

The Portfolio pays transaction costs, such as commissions, when it buys and sells securities (or "turns over" its portfolio). A higher portfolio turnover rate may indicate higher transaction costs and may result in higher taxes when Portfolio shares are held in a taxable account. These costs, which are not reflected in annual fund operating expenses or in the example, affect the Portfolio's performance. During the most recent fiscal year, the Portfolio's portfolio turnover rate was 30% of the average value of its portfolio.

Principal Strategies

Under normal circumstances, the Portfolio invests substantially all of its assets (more than 80% of its net assets, plus the amount of any borrowings for investment purposes) in small company common stocks included in the S&P SmallCap 600 Index in the proportions in which they are represented in the Index. This is a passively managed Portfolio, which means that the Adviser does not choose the securities that make up the Portfolio. The S&P SmallCap 600 Index is a capitalization-weighted index comprised of 600 domestic small capitalization stocks chosen for market size, liquidity, and industry representation. Accordingly, the Portfolio invests in stocks of smaller companies from a broad range of industries. The S&P SmallCap 600 Index is adjusted quarterly, and when changes to the index occur, the Adviser will attempt to replicate these changes within the Portfolio. However, any such changes may result in slight variations from time to time. The Portfolio may buy and sell equity index futures for investment exposure. For liquidity reasons, the Portfolio may invest to some degree in money market instruments.

Principal Risks

The Portfolio is subject to the following principal investment risks, which you should review carefully and in entirety. The Portfolio may not achieve its investment objective and you could lose money by investing in the Portfolio.

Small Cap Risk. Smaller, less seasoned companies often have greater price volatility, lower trading volume, and less liquidity than larger, more established companies. These companies tend to have small revenues, narrower product lines, less management depth and experience, small shares of their product or service markets, fewer financial resources, and less competitive strength than larger companies. Such companies seldom pay significant dividends that could soften the impact of a falling market on returns.

Market Risk. Over time, securities markets generally tend to move in cycles with periods when security prices rise and periods when security prices decline. The value of the Portfolio's investments may move with these cycles and, in some instances, increase or decrease more than the applicable market(s) as measured by the Portfolio's benchmark index(es). The securities markets may also decline because of factors that affect a particular industry or due to impacts from the spread of infectious illness, public health threats or similar issues.

Equity Security Risk. Equity securities held by the Portfolio may decline significantly in price, sometimes rapidly or unpredictably, over short or extended periods of time, and such declines may occur because of declines in the equity market as a whole, or because of declines in only a particular country, company, industry, or sector of the market. From time to time, the Portfolio may invest a significant portion of its assets in companies in one or more related sectors or industries which would make the Portfolio more vulnerable to adverse developments affecting such sectors or industries. Equity securities are generally more volatile than most debt securities.

Issuer Risk. Issuer risk is the possibility that factors specific to an issuer to which the Portfolio is exposed will affect the market prices of the issuer's securities and therefore the value of the Portfolio.

Futures Contract Risk. The value of a futures contract tends to increase and decrease in tandem with the value of the underlying instrument. The price of futures can be highly volatile; using them could lower total return, and the potential loss from futures can exceed the Portfolio's initial investment in such contracts. In addition, the value of the futures contract may not accurately track the value of the underlying instrument.

Indexing Strategy/Index Tracking Risk. The Portfolio is managed with an indexing investment strategy, attempting to track the performance of an unmanaged index of securities, regardless of the current or projected performance of the Index or of the actual securities comprising the Index. The structure and composition of the Index will affect the performance, volatility, and risk of the Index and, consequently, the performance, volatility, and risk of the Portfolio. While the Adviser seeks to track the performance of the Index (i.e., achieve a high degree of correlation with the Index), the Portfolio's return may not match the return of the Index. The Portfolio incurs a number of operating expenses not applicable to the Index, and incurs costs in buying and selling securities. In addition, the Portfolio may not be fully invested at times, generally as a result of cash flows into or out of the Portfolio or reserves of cash held by the Portfolio to meet redemptions. The Adviser may attempt to replicate the Index return by investing in fewer than all of the securities in the Index, or in some securities not included in the Index, potentially increasing the risk of divergence between the Portfolio's return and that of the Index.

Health Crisis Risk. The global pandemic outbreak of the novel coronavirus known as COVID-19 has resulted in substantial market volatility and global business disruption. The duration and full effects of the outbreak are uncertain and may result in trading suspensions and market closures, limit liquidity and the ability of the Portfolio to process shareholder redemptions, and negatively impact Portfolio performance. The COVID-19 outbreak and future pandemics could affect the global economy in ways that cannot be foreseen and may exacerbate other types of risks, negatively impacting the value of the Portfolio.

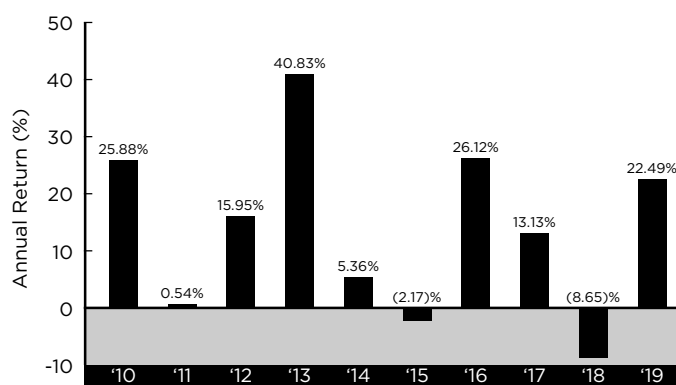
Performance

The following bar chart and table provide an indication of the risks of investing in the Portfolio by showing changes in the Portfolio's performance from year to year and by showing how the Portfolio's average annual returns for one-, five- and ten-year periods compared to a broad-based securities market index. The index description appears in the "Index Descriptions" section of the prospectus. Call 800-847-4836 or visit Thrivent.com for performance results current to the most recent month-end.

The bar chart and table include the effects of Portfolio expenses, but not charges or deductions against your variable contract, and assume that you sold your investment at the end of the period. Because shares of the Portfolio are offered through variable life insurance and variable annuity contracts, you should carefully review the variable contract prospectus for information on applicable charges and expenses. If the charges and deductions against your variable contract were included, returns would be lower than those shown.

How a Portfolio has performed in the past is not necessarily an indication of how it will perform in the future. Performance information provides some indication of the risks of investing in the Portfolio by showing changes in the Portfolio's performance over time.

YEAR-BY-YEAR TOTAL RETURN



Best Quarter:	Q4 '11	+16.99%
Worst Quarter:	Q4 '18	(20.11)%

AVERAGE ANNUAL TOTAL RETURNS (PERIODS ENDING DECEMBER 31, 2019)			
	1 Year	5 Years	10 Years
Thrivent Small Cap Index Portfolio	22.49%	9.33%	13.02%
S&P SmallCap 600® Index (reflects no deduction for fees, expenses or taxes)	22.78%	9.56%	13.35%

Management

Investment Adviser(s)

The Portfolio is managed by Thrivent Financial for Lutherans (“Thrivent Financial” or the “Adviser”).

Portfolio Manager(s)

Brian W. Bomgren, CQF and **Sharon Wang, CFA, FRM** are jointly and primarily responsible for the day-to-day management of the Portfolio. Mr. Bomgren and Ms. Wang have served as portfolio managers of the Portfolio since January 2018. Mr. Bomgren has been with Thrivent Financial since 2006 and is currently a Senior Portfolio Manager. Ms. Wang has been with Thrivent Financial since 2017 and is currently a Senior Portfolio Manager. Prior to joining Thrivent Financial, Ms. Wang worked at Bryn Mawr Capital Management as a portfolio manager from 2009 to 2016.

Purchase and Sale of Shares

Shares of each series of Thrivent Series Fund, Inc. (the “Fund”) may be sold, without any minimum initial or subsequent investment requirements, only to:

- Separate accounts of Thrivent Financial;
- Separate accounts of other insurance companies not affiliated with Thrivent Financial; and
- Other Portfolios of the Fund.

Tax Information

For information about certain tax-related aspects of investing in the Portfolio through a variable contract, please see the variable product prospectus.

Payments to Broker-Dealers and Other Financial Intermediaries

If you purchase the Portfolio through a broker-dealer or other financial intermediary (such as an insurance company), the Portfolio and its related companies may pay the intermediary for the sale of Portfolio shares and related services. These payments may create a conflict of interest by influencing the broker-dealer or other intermediary and your salesperson to recommend the Portfolio over another investment. Ask your salesperson or visit your financial intermediary’s website for more information.

APRIL 30, 2020

THRIVENT SMALL CAP STOCK PORTFOLIO SUMMARY PROSPECTUS

This Summary Prospectus is designed to provide investors with key information about the Portfolio in a clear and concise format. Before you invest, you may want to review the Portfolio's complete prospectus, which contains more information about the Portfolio and its risks.

- **If you purchased shares of Thrivent Variable Portfolios through Thrivent Financial:**
You can find the Portfolio's prospectus, reports to shareholders, and other information about the Portfolio online at ThriventPortfolios.com. You can also get this information at no cost by calling 800-847-4839 or by sending an email request to mail@thrivent.com
- **If you purchased shares of Thrivent Variable Portfolios from a firm other than Thrivent Financial:**
You can find the Portfolio's prospectus, reports to shareholders, and other information about the Portfolio online at ThriventPortfolios.com. You can also get this information by calling or emailing your financial advisor.

The Portfolio's prospectus and statement of additional information, both dated April 30, 2020, are incorporated by reference into this Summary Prospectus and may be obtained, free of charge, at the website, phone number or email address noted above.

Shares of the Portfolio are sold only to insurance company separate accounts or to other investment companies funded by insurance company separate accounts. This Summary Prospectus is not intended for use by other investors.

Beginning on January 1, 2021, as permitted by regulations adopted by the U.S. Securities and Exchange Commission, paper copies of the Portfolios' annual and semi-annual shareholder reports will no longer be sent by mail, unless you specifically request paper copies of the reports. Instead, the reports will be made available on the Portfolios' website (ThriventPortfolios.com), and you will be notified by mail each time a report is posted and provided with a website address to access the report.

If you already elected to receive shareholder reports electronically, you will not be affected by this change and you do not need to take any action. You may elect to receive shareholder reports and other communications by enrolling at Thrivent.com/gopaperless.

You may elect to receive all future shareholder reports in paper free of charge. You can call 800-847-4836 to let us know you wish to continue receiving paper copies of your shareholder reports. Your election to receive shareholder reports in paper will apply to all Portfolios held in your insurance company separate account.

Thrivent Small Cap Stock Portfolio

Investment Objective

The Thrivent Small Cap Stock Portfolio (the "Portfolio") seeks long-term capital growth.

Fees and Expenses

This table describes the fees and expenses that you may pay if you buy and hold shares of the Portfolio. If you own a variable annuity contract or variable life insurance contract, you will have additional expenses including mortality and expense risk charges. Please refer to the prospectus for your variable contract for additional information about charges for those contracts.

SHAREHOLDER FEES (fees paid directly from your investment)	
Maximum Sales Charge (load) Imposed On Purchases (as a % of offering price)	N/A
Maximum Deferred Sales Charge (load) (as a percentage of the lower of the original purchase price or current net asset value)	N/A
ANNUAL PORTFOLIO OPERATING EXPENSES (expenses that you pay each year as a percentage of the value of your investment)	
Management Fees	0.67%
Other Expenses	0.06%
Total Annual Portfolio Operating Expenses	0.73%

EXAMPLE This example is intended to help you compare the cost of investing in the Portfolio with the cost of investing in other mutual funds. The Portfolio is an investment option for variable contracts, and the example does not include charges imposed by variable contracts. If variable contract charges were imposed, your expenses would be higher than those shown. The example assumes that you invest \$10,000 in the Portfolio for the time periods indicated and then redeem all of your shares at the end of those periods. The example also assumes that your investment has a 5% return each year, and that the Portfolio's operating expenses remain the same. Although your actual cost may be higher or lower, based on the foregoing assumptions, your cost would be:

	1 Year	3 Years	5 Years	10 Years
Thrivent Small Cap Stock Portfolio	\$75	\$233	\$406	\$906

Portfolio Turnover

The Portfolio pays transaction costs, such as commissions, when it buys and sells securities (or "turns

over" its portfolio). A higher portfolio turnover rate may indicate higher transaction costs and may result in higher taxes when Portfolio shares are held in a taxable account. These costs, which are not reflected in annual fund operating expenses or in the example, affect the Portfolio's performance. During the most recent fiscal year, the Portfolio's portfolio turnover rate was 53% of the average value of its portfolio.

Principal Strategies

Under normal circumstances, the Portfolio invests at least 80% of its net assets (plus the amount of any borrowing for investment purposes) in equity securities of small companies. The Adviser focuses mainly in the equity securities of smaller U.S. companies which have market capitalizations equivalent to those companies included in widely known indices such as the Russell 2000 Index, S&P SmallCap 600 Index, or the small company market capitalization classifications published by Lipper, Inc. These companies typically have a market capitalization of less than \$6 billion. Should the Adviser change the investments used for purposes of this 80% threshold, you will be notified at least 60 days prior to the change.

The Portfolio seeks to achieve its investment objective by investing primarily in common stocks. The Adviser uses fundamental, quantitative, and technical investment research techniques to determine what securities to buy and sell. Fundamental techniques assess a security's value based on an issuer's financial profile, management, and business prospects while quantitative and technical techniques involve a more data-oriented analysis of financial information, market trends and price movements. The Adviser looks for small companies that, in its opinion:

- have an improving fundamental outlook;
- have capable management; and
- are financially sound.

The Adviser may sell securities for a variety of reasons, such as to secure gains, limit losses, or reposition assets to more promising opportunities.

Principal Risks

The Portfolio is subject to the following principal investment risks, which you should review carefully and in entirety. The Portfolio may not achieve its investment objective and you could lose money by investing in the Portfolio.

Small Cap Risk. Smaller, less seasoned companies often have greater price volatility, lower trading volume, and less liquidity than larger, more established companies. These companies tend to have small

revenues, narrower product lines, less management depth and experience, small shares of their product or service markets, fewer financial resources, and less competitive strength than larger companies. Such companies seldom pay significant dividends that could soften the impact of a falling market on returns.

Equity Security Risk. Equity securities held by the Portfolio may decline significantly in price, sometimes rapidly or unpredictably, over short or extended periods of time, and such declines may occur because of declines in the equity market as a whole, or because of declines in only a particular country, company, industry, or sector of the market. From time to time, the Portfolio may invest a significant portion of its assets in companies in one or more related sectors or industries which would make the Portfolio more vulnerable to adverse developments affecting such sectors or industries. Equity securities are generally more volatile than most debt securities.

Market Risk. Over time, securities markets generally tend to move in cycles with periods when security prices rise and periods when security prices decline. The value of the Portfolio's investments may move with these cycles and, in some instances, increase or decrease more than the applicable market(s) as measured by the Portfolio's benchmark index(es). The securities markets may also decline because of factors that affect a particular industry or due to impacts from the spread of infectious illness, public health threats or similar issues.

Issuer Risk. Issuer risk is the possibility that factors specific to an issuer to which the Portfolio is exposed will affect the market prices of the issuer's securities and therefore the value of the Portfolio.

Investment Adviser Risk. The Portfolio is actively managed and the success of its investment strategy depends significantly on the skills of the Adviser in assessing the potential of the investments in which the Portfolio invests. This assessment of investments may prove incorrect, resulting in losses or poor performance, even in rising markets. There is also no guarantee that the Adviser will be able to effectively implement the Portfolio's investment objective.

Health Crisis Risk. The global pandemic outbreak of the novel coronavirus known as COVID-19 has resulted in substantial market volatility and global business disruption. The duration and full effects of the outbreak are uncertain and may result in trading suspensions and market closures, limit liquidity and the ability of the Portfolio to process shareholder redemptions, and negatively impact Portfolio performance. The COVID-19 outbreak and future pandemics could affect the global economy in ways that cannot be foreseen and may exacerbate other types of risks, negatively impacting the value of the Portfolio.

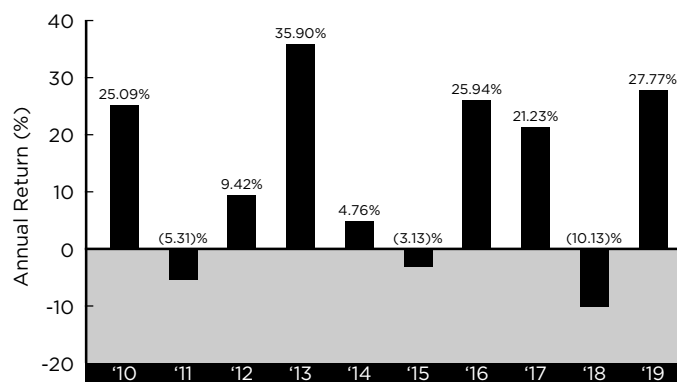
Performance

The following bar chart and table provide an indication of the risks of investing in the Portfolio by showing changes in the Portfolio's performance from year to year and by showing how the Portfolio's average annual returns for one-, five- and ten-year periods compared to broad-based securities market indices. The index descriptions appear in the "Index Descriptions" section of the prospectus. The Portfolio now compares its returns to the Russell 2000 Index because it is commonly used by funds with the same investment objective and principal strategies as the Portfolio. Call 800-847-4836 or visit Thrivent.com for performance results current to the most recent month-end.

The bar chart and table include the effects of Portfolio expenses, but not charges or deductions against your variable contract, and assume that you sold your investment at the end of the period. Because shares of the Portfolio are offered through variable life insurance and variable annuity contracts, you should carefully review the variable contract prospectus for information on applicable charges and expenses. If the charges and deductions against your variable contract were included, returns would be lower than those shown.

How a Portfolio has performed in the past is not necessarily an indication of how it will perform in the future. Performance information provides some indication of the risks of investing in the Portfolio by showing changes in the Portfolio's performance over time.

YEAR-BY-YEAR TOTAL RETURN



Best Quarter:	Q4 '10	+17.94%
Worst Quarter:	Q3 '11	(24.28)%

AVERAGE ANNUAL TOTAL RETURNS (PERIODS ENDING DECEMBER 31, 2019)			
	1 Year	5 Years	10 Years
Thrivent Small Cap Stock Portfolio	27.77%	11.17%	12.10%
Russell 2000 Index (reflects no deduction for fees, expenses or taxes)	25.52%	8.23%	11.83%
S&P SmallCap 600® Index (reflects no deduction for fees, expenses or taxes)	22.78%	9.56%	13.35%

Management

Investment Adviser(s)

The Portfolio is managed by Thrivent Financial for Lutherans (“Thrivent Financial” or the “Adviser”).

Portfolio Manager(s)

Matthew D. Finn, CFA and **James M. Tinucci, CFA** are jointly and primarily responsible for the day-to-day management of the Portfolio. Mr. Finn has served as lead portfolio manager for the Portfolio since April 2013. Mr. Tinucci has served as the associate portfolio manager of the Portfolio since March 2015. Mr. Finn has been a portfolio manager at Thrivent Financial since 2004, when he joined Thrivent Financial. Mr. Tinucci has been with Thrivent Financial since 2014.

Purchase and Sale of Shares

Shares of each series of Thrivent Series Fund, Inc. (the “Fund”) may be sold, without any minimum initial or subsequent investment requirements, only to:

- Separate accounts of Thrivent Financial;
- Separate accounts of other insurance companies not affiliated with Thrivent Financial; and
- Other Portfolios of the Fund.

Tax Information

For information about certain tax-related aspects of investing in the Portfolio through a variable contract, please see the variable product prospectus.

Payments to Broker-Dealers and Other Financial Intermediaries

If you purchase the Portfolio through a broker-dealer or other financial intermediary (such as an insurance company), the Portfolio and its related companies may pay the intermediary for the sale of Portfolio shares and related services. These payments may create a conflict of interest by influencing the broker-dealer or other intermediary and your salesperson to recommend the Portfolio over another investment. Ask your salesperson or visit your financial intermediary’s website for more information.



4321 N. Ballard Rd.
Appleton, WI 54919-0001

NONPROFIT ORG.
US POSTAGE
PAID
Thrivent
Financial

Important notice regarding delivery of documents!

In response to concerns regarding multiple mailings, we send one copy of an annual and semiannual report and one copy of a prospectus to each household. This process is known as householding. This consolidation helps reduce printing and postage costs, thereby saving money. If you wish to receive additional copies, call us toll-free at 800-847-4836.

If you wish to revoke householding in the future, you may write to us at 4321 N. Ballard Rd., Appleton, WI 54919-0001, or call us at 800-847-4836. We will begin to mail separate regulatory mailings within 30 days of receiving your request.

No Need for Paper?

Go paperless and start accessing prospectuses, reports and other documents online. An email is sent to you when new documents are available.

Paperless delivery options:

- Prospectuses, annual and semiannual reports.
- Most billing and contribution notices.
- Most contract and account statements.
- Activity confirmation statements.
- Tax forms (life, health and annuity contract tax forms).
- Annual privacy notice.
- Thrivent magazine.

Go to Thrivent.com/gopaperless to learn more.

No person has been given the authority to give any information or to make any representations other than those contained in these prospectuses. If given or made, such information or representations must not be relied upon as having been authorized. These prospectuses do not constitute an offer to any person in a state where it is unlawful to make such an offer.

The variable life insurance contract described herein was issued by Thrivent, the marketing name for Thrivent Financial for Lutherans, 4321 N. Ballard Rd., Appleton, WI 54919, and distributed by Thrivent Investment Management Inc., 625 Fourth Ave. S., Minneapolis, MN 55415, a subsidiary of Thrivent Financial for Lutherans.

Contract Forms 4213 and 4214



4321 N. Ballard Rd.
Appleton, WI 54919-0001

Important notice regarding delivery of documents!

In response to concerns regarding multiple mailings, we send one copy of an annual and semiannual report and one copy of a prospectus to each household. This process is known as householding. This consolidation helps reduce printing and postage costs, thereby saving money. If you wish to receive additional copies, call us toll-free at 800-847-4836.

If you wish to revoke householding in the future, you may write to us at 4321 N. Ballard Rd., Appleton, WI 54919-0001, or call us at 800-847-4836. We will begin to mail separate regulatory mailings within 30 days of receiving your request.

No Need for Paper?

Go paperless and start accessing prospectuses, reports and other documents online. An email is sent to you when new documents are available.

Paperless delivery options:

- Prospectuses, annual and semiannual reports.
- Most billing and contribution notices.
- Most contract and account statements.
- Activity confirmation statements.
- Tax forms (life, health and annuity contract tax forms).
- Annual privacy notice.
- Thrivent magazine.

Go to Thrivent.com/gopaperless to learn more.

No person has been given the authority to give any information or to make any representations other than those contained in these prospectuses. If given or made, such information or representations must not be relied upon as having been authorized. These prospectuses do not constitute an offer to any person in a state where it is unlawful to make such an offer.

The variable life insurance contract described herein was issued by Thrivent, the marketing name for Thrivent Financial for Lutherans, 4321 N. Ballard Rd., Appleton, WI 54919, and distributed by Thrivent Investment Management Inc., 625 Fourth Ave. S., Minneapolis, MN 55415, a subsidiary of Thrivent Financial for Lutherans.

Contract Forms 4213 and 4214